The Madoff Recovery Initiative

SUBSTANTIVELY CONSOLIDATED SIPA LIQUIDATION OF BERNARD L. MADOFF INVESTMENT SECURITIES LLC & BERNARD L. MADOFF

Building the Customer Fund

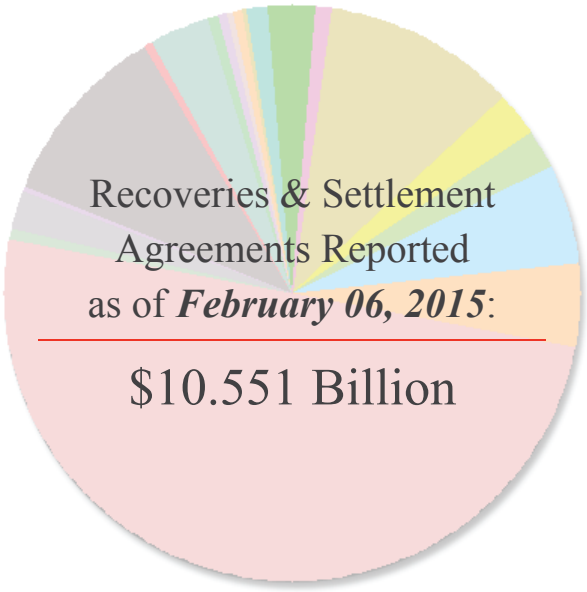

- FEBRUARY 06, 2015 Edward Blumenfeld, et al. **$51.2 Million**
- FEBRUARY 06, 2015 Saul Katz, et al. **$81.3 Million**
- DECEMBER 31, 2014 Additional Recoveries **$52.1 Million**
- DECEMBER 17, 2014 Herald Fund SPC and Primeo Fund **$497 Million**
- DECEMBER 17, 2014 Senator Fund SPC **$95 Million**
- NOVEMBER 30, 2014 Additional Recoveries **$6.1 Million**
- OCTOBER 31, 2014 Additional Recoveries **$7.5 Million**
- SEPTEMBER 30, 2014 Additional Recoveries **$3.5 Million**
- AUGUST 31, 2014 Additional Recoveries **$1.9 Million**
- JULY 31, 2014 Additional Recoveries **$12.5 Million**
- JUNE 30, 2014 Additional Recoveries **$3.3 Million**
- MAY 31, 2014 Additional Recoveries **$13 Million**
- APRIL 30, 2014 Additional Recoveries **$3.7 Million**
- MARCH 31, 2014 Additional Recoveries **$4.7 Million**
- FEBRUARY 28, 2014 Additional Recoveries **$1.2 Million**
- FEBRUARY 04, 2014 JPMorgan Chase, et al. **$275 Million**
- JANUARY 31, 2014 Additional Recoveries **$3.3 Million**
- DECEMBER 31, 2013 Additional Recoveries **$6.6 Million**
- NOVEMBER 30, 2013 Additional Recoveries **$776 Thousand**
- OCTOBER 31, 2013 Additional Recoveries **$4.8 Million**
- SEPTEMBER 30, 2013 Additional Recoveries **$2 Million**
- SEPTEMBER 17, 2013 Maxam Absolute Return Fund L.P. **$97.8 Million**
- AUGUST 31, 2013 Additional Recoveries **$440 Thousand**
- AUGUST 08, 2013 Additional Union Bancaire Privée (UBP) **$49 Million**
- JULY 31, 2013 Additional Recoveries **$4.7 Million**
- JUNE 30, 2013 Additional Recoveries **$1.6 Million**
- MAY 31, 2013 Additional Recoveries **$2.9 Million**
- APRIL 30, 2013 Additional Recoveries **$10.8 Million**
- MARCH 31, 2013 Additional Recoveries **$5.7 Million**
- FEBRUARY 28, 2013 Additional Recoveries **$2.4 Million**
- DECEMBER 31, 2012 Additional Recoveries **$13.7 Million**
- DECEMBER 04, 2012 Beacon & Andover **$24 Million**
- NOVEMBER 28, 2012 Additional Fairfield Fund **$46 Million**
- SEPTEMBER 30, 2012 Additional Recoveries **$19.2 Million**
- JULY 31, 2012 Additional Recoveries **$2.9 Million**
- JUNE 30, 2012 Additional Recoveries **$11.5 Million**
- MAY 15, 2012 Trotanoy Investment Company, Ltd. **$28.96 Million**
- MARCH 31, 2012 Additional Recoveries **$36 Million**
- DECEMBER 21, 2011 IRS **$326 Million**
- OCTOBER 04, 2011 Mount Capital **$43.5 Million**
- SEPTEMBER 30, 2011 Additional Recoveries **$51.1 Million**
- SEPTEMBER 22, 2011 Tremont Group **$1.025 Billion**
- JUNE 07, 2011 Fairfield Funds **$16 Million**
- MAY 18, 2011 Greenwich Funds **$212 Million**
- MARCH 31, 2011 Additional Recoveries **$390.8 Million**
- MARCH 10, 2011 Hadassah **$45 Million**
- JANUARY 13, 2011 Estate of Jeffry Picower **$5 Billion**
- JANUARY 06, 2011 Union Bancaire Privée (UBP) **$470 Million**
- DECEMBER 21, 2010 Carl J. Shapiro, et al. **$550 Million**
- SEPTEMBER 30, 2010 Additional Recoveries **$17.9 Million**
- FEBRUARY 28, 2010 Additional Recoveries **$5.5 Million**
- FEBRUARY 18, 2010 Norman F. Levy, et al. **$220 Million**
- OCTOBER 31, 2009 Additional Recoveries **$23.9 Million**
- JUNE 16, 2009 Optimal **$235.4 Million**
- MAY 31, 2009 Initial Recoveries **$647.8 Million**

The Madoff Recovery Initiative

SUBSTANTIVELY CONSOLIDATED SIPA LIQUIDATION OF BERNARD L. MADOFF INVESTMENT SECURITIES LLC & BERNARD L. MADOFF

Status of Customer Fund

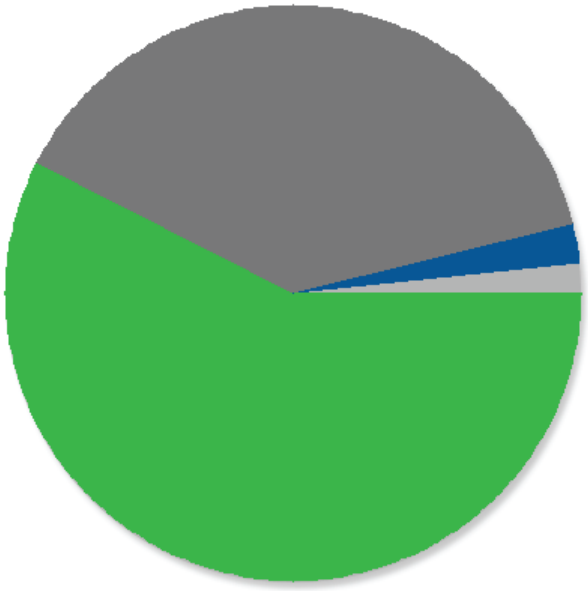

Recoveries & Settlement Agreements
Reported as of ***February 06, 2015***:

$10.551 Billion

All amounts approximate

Distributions from Customer Fund through February 06, 2015

$6.508 Billion

CUSTOMER FUND, including required reserves as of February 06, 2015

$3.806 Billion

Amount Unavailable Due to Appeals & Reserves as of February 06, 2015

$236.7 Million

The Madoff Recovery Initiative

SUBSTANTIVELY CONSOLIDATED SIPA LIQUIDATION OF BERNARD L. MADOFF INVESTMENT SECURITIES LLC & BERNARD L. MADOFF

Recoveries to Reported Fees Ratio

December 11, 2008 to February 06, 2015

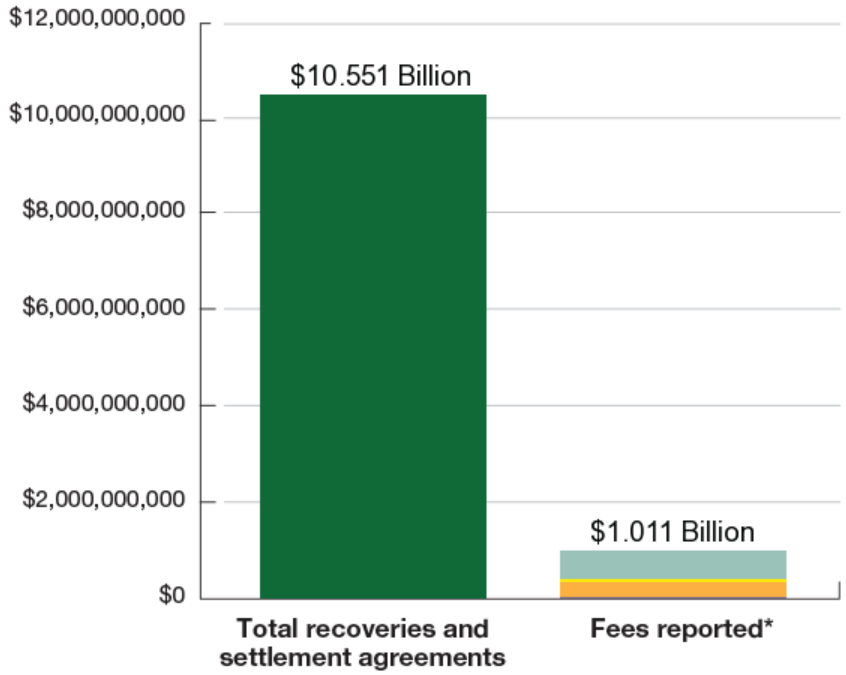

FEES

SIPA Trustee and BakerHostetler
$581.6 Million

Special Counsel
$72.6 Million

Consultants and Other Professionals
$316.1 Million

General administrative
$40.8 Million

*Please note: No administration costs, including the compensation of the SIPA Trustee and his counsel, are paid out of any recoveries obtained by the Trustee for the Customer Fund. 100 percent of the Customer Fund is for the benefit of BLMIS customers with allowed claims. Fees shown are those reported through September 30, 2014.