

**BAKER & HOSTETLER LLP**

45 Rockefeller Plaza  
New York, New York 10111  
Telephone: (212) 589-4200  
Facsimile: (212) 589-4201  
David J. Sheehan  
Geraldine E. Ponto  
Gonzalo S. Zeballos  
Ganesh Krishna

*Attorneys for Irving H. Picard, Trustee  
for the Substantively Consolidated SIPA Liquidation  
of Bernard L. Madoff Investment Securities LLC and  
the estate of Bernard L. Madoff*

**UNITED STATES BANKRUPTCY COURT  
SOUTHERN DISTRICT OF NEW YORK**

SECURITIES INVESTOR PROTECTION  
CORPORATION,

Plaintiff-Applicant,

v.

BERNARD L. MADOFF INVESTMENT  
SECURITIES LLC,

Defendant.

In re:

BERNARD L. MADOFF,

Debtor.

IRVING H. PICARD, Trustee for the  
Substantively Consolidated SIPA Liquidation of  
Bernard L. Madoff Investment Securities LLC  
and the Estate of Bernard L. Madoff,

Plaintiff,

v.

FEDERICO CERETTI, *et al.*

Defendants.

No. 08-01789 (SMB)

SIPA LIQUIDATION

(Substantively Consolidated)

Adv. Pro. No. 09-01161 (SMB)

## MOTION FOR THE ISSUANCE OF LETTER OF REQUEST

1. Plaintiff Irving H. Picard, as trustee (“Trustee”) for the liquidation of the business of Bernard L. Madoff Investment Securities LLC (“BLMIS”) under the Securities Investor Protection Act (“SIPA”), substantively consolidated with the bankruptcy estate of Bernard L. Madoff, through the Trustee’s attorneys, Baker & Hostetler LLP, submits this application for the issuance of a Letter of Request to the Ministère de la Justice of the Republic of France for the examination of French resident, Mr. Julian Henry Chapman.

2. This application is made pursuant to 28 U.S.C. § 1781, this Court’s inherent authority, and in light of the comity between the United States and France. Service will be effected pursuant to the Hague Service Convention of 15 November 1965 on the Service Abroad of Judicial and Extrajudicial Documents (the “Hague Service Convention”), to which the United States and France are signatories.

3. On April 19, 2018, this Court issued a similar application for evidence to be obtained from Mr. Chapman to the judicial authority of the United Kingdom. The Trustee was unable to effectuate service upon Mr. Chapman as he has relocated to France.

4. Mr. Chapman is a foreign citizen and non-party. Thus, the Letter of Request provides the only means of compelling discovery from him.

### FACTUAL BACKGROUND

#### **Madoff’s Ponzi Scheme**

5. Bernard L. Madoff (“Madoff”), through the investment advisory business of BLMIS, conducted a decades-long Ponzi scheme of breathtaking scale. (*See* Trustee’s Fourth Amended Complaint filed on March 17, 2014, ¶ 1 (ECF No. 100)).

6. His fraud was sustained by infusions of money from around the globe. In particular, domestic and foreign investment vehicles colloquially known as “feeder funds”

injected several billions of dollars into his scheme. (*Id.*).

7. Included among these feeder funds were Kingate Global Fund, Ltd., in liquidation (“Kingate Global”) and Kingate Euro Fund, Ltd., in liquidation (“Kingate Euro,” and with Kingate Global the “Kingate Funds”). (*Id.*).

8. Federico Ceretti (“Ceretti”) and Carlo Grosso (“Grosso”) founded the Kingate Funds. Ceretti and Grosso formed an important part of Madoff’s *de facto* global sales force, marketing BLMIS to European investors. The Kingate Funds invested exclusively with BLMIS. Since their inception, the Kingate Funds deposited a combined total of approximately \$1.7 billion with BLMIS and over time withdrew nearly a billion dollars from BLMIS. The Trustee alleges that these withdrawn funds comprise customer property and constitute avoidable transfers under the United States Bankruptcy Code that the Trustee seeks to recover for equitable distribution. (*Id.* ¶¶ 2-3).

9. Ceretti and Grosso structured the Kingate Funds with management companies that they also directly or beneficially owned and controlled. In 1994, Ceretti and Grosso established the nominal management company, Kingate Management Limited (“KML”), which assigned its management responsibilities to FIM Limited and its affiliate, FIM Advisers LLP (“FIM Advisers”) and with FIM Limited, “FIM”). Together, KML and FIM (collectively, the “Kingate Managers”) purported to “advise,” “consult,” and “manage” the Kingate Funds. (*Id.* ¶¶ 4-5).

10. FIM Limited was established in 1981 by Grosso. (*Id.* ¶ 35, 49). It acted as an asset manager of high net worth individuals. Ceretti joined FIM Limited in 1986. In the early 1990s, FIM Limited’s business focused on managing funds of funds. (*Id.* ¶ 104). In 2004, Ceretti and Grosso co-founded FIM Advisers, and in August 2005, FIM Advisers took over the business of FIM Limited. (*Id.* ¶¶ 36, 50).

11. In 1995, FIM Limited was appointed by KML and Kingate Global to provide

consulting services to Kingate Global, and later Kingate Euro. (*Id.* ¶¶ 5, 51, 112). FIM Advisers replaced FIM Limited in 2005. (*Id.* ¶ 112). In addition to acting as consultant, at least twelve of FIM's investment funds were invested in the Kingate Funds. (*Id.* ¶ 53).

12. FIM had a robust due diligence process and marketed itself to the public accordingly. The Kingate Funds were among those listed in FIM's reports as being funds for which FIM was responsible. FIM funds' investment into the Kingate Funds should have required due diligence on the Kingate Funds and BLMIS.

13. The Fourth Amended Complaint, filed on March 17, 2014 in this adversary proceeding, seeks, *inter alia*, to avoid and recover \$926,351,905 in fraudulent transfers made to the Kingate Funds under the Bankruptcy Code, the New York Debtor Creditor Law, and SIPA, particularly § 78fff-2(c)(3).

#### **Mr. Chapman's Connection to the Kingate Funds**

14. This Application concerns the request for the examination under oath of, Mr. Chapman, who is located in France. Mr. Chapman is a financial professional with significant experience in the financial industry.

15. As part of the Trustee's ongoing investigation, the Trustee's counsel spoke with Mr. Chapman about matters relating to the Kingate Funds ("Interview"). Mr. Chapman, on a voluntary basis, provided the Trustee with information directly relevant to the Trustee's allegations in the Fourth Amended Complaint. On July 26, 2011, following the Interview, Mr. Chapman signed a witness statement (the "Witness Statement") detailing his knowledge and stating that the contents of the Witness Statement are true. A copy of the Witness Statement is attached hereto as Exhibit A.

16. The Letter of Request represents the Trustee's efforts to obtain largely the same

information from Mr. Chapman that was set forth in his Witness Statement, but in a form that will be more readily admissible in the United States Bankruptcy Court. The Trustee's Request and questions are limited to the information provided in the Witness Statement.

17. Mr. Chapman was an investment analyst with the qualitative due diligence team at FIM. Based on the Witness Statement, the Trustee is aware that Mr. Chapman possesses first-hand knowledge of FIM's operations and due diligence process. In his role at FIM, Mr. Chapman performed qualitative due diligence on FIM's funds. He was also responsible for preparing the reports presented to FIM's investment committee, which covered all four areas of FIM's due diligence processes: operational due diligence, qualitative due diligence, quantitative due diligence, and legal due diligence.

18. The Trustee is further aware that Mr. Chapman has first-hand knowledge of the degree to which FIM's strict due diligence standards were applied to the Kingate Funds and BLMIS in their context as major FIM investments.

19. Mr. Chapman's role at FIM and the knowledge that he gained during his time at the firm are directly relevant to several allegations in the Fourth Amended Complaint.

#### **Allegations in the Fourth Amended Complaint Relevant to Mr. Chapman**

20. The Fourth Amended Complaint, filed on March 17, 2014 in this adversary proceeding, seeks, *inter alia*, to avoid and recover \$926,351,905 in fraudulent transfers made to the Kingate Funds under the Bankruptcy Code, the New York Debtor Creditor Law, and SIPA § 78fff-2(c)(3).

21. Various issues and allegations contained in the Fourth Amended Complaint are relevant to Mr. Chapman and his involvement with the abovementioned facts, which give rise to the need for this Request. Specifically, the Trustee anticipates that Mr. Chapman will be able to provide further information in relation to the issues and allegation contained in paragraphs 4, 5, 7,

49, 50-53, 101, 104, 110, 112, 115-118, 120, 122-134, 137-141, 146-241 of the Fourth Amended Complaint.

22. For the above reasons, the Trustee believes that the proposed Letter of Request, attached hereto as Exhibit 1, is just and appropriate and respectfully requests that the Court issue such Letter of Request to the indicated Judicial Authority.

Dated: September 14, 2018  
New York, New York

Respectfully submitted,

/s/ Geraldine E. Ponto

**Baker & Hostetler LLP**

45 Rockefeller Plaza

New York, New York 10111

Telephone: (212) 589-4200

Facsimile: (212) 589-4201

David J. Sheehan

Email: dsheehan@bakerlaw.com

Geraldine E. Ponto

Email: gponto@bakerlaw.com

Gonzalo S. Zeballos

Email: gzeballos@bakerlaw.com

Ganesh Krishna

Email: gkrishna@bakerlaw.com

*Attorneys for Irving H. Picard, Esq. Trustee  
for the Substantively Consolidated SIPA  
Liquidation of Bernard L. Madoff Investment  
Securities LLC and the estate of Bernard L.  
Madoff*

To: Susheel Kirpilani  
Robert Loigman  
Rex Lee  
Lindsay Weber  
Jordan Harap  
Quinn Emanuel Urquhart & Sullivan LLP  
51 Madison Avenue  
New York, New York 10010

## **EXHIBIT A**

1. Claimant
2. J H Chapman
3. 1<sup>st</sup> Witness statement
4. 26 July 2011

**IN THE HIGH COURT OF JUSTICE**  
**QUEEN'S BENCH DIVISION**  
**COMMERCIAL COURT**

**2010 Folio 1478**

**B E T W E E N:**

**(1) IRVING H. PICARD**  
**(Trustee for the substantively consolidated SIPA liquidation of**  
**BERNARD L. MADOFF INVESTMENT SECURITIES LLC ("BLMIS") and BERNARD L.**  
**MADOFF ("MADOFF"))**

**Claimants**

- and -

- (1) KINGATE MANAGEMENT LIMITED**
- (2) FIM LIMITED**
- (3) FIM ADVISERS LLP**
- (4) CARLO GROSSO**
- (5) FEDERICO CERETTI**
- (6) ASHBY HOLDING SERVICES LIMITED**
- (7) FIRST PENINSULA TRUSTEES LIMITED**
- (8) ASHBY INVESTMENT SERVICES LIMITED**
- (9) EL PRELA GROUP HOLDING SERVICES LIMITED**
- (10) PORT OF HERCULES TRUSTEES LIMITED**
- (11) ALPINE TRUSTEES LIMITED**
- (12) EL PRELA TRADING INVESTMENTS LIMITED**

**Defendants**

---

**WITNESS STATEMENT OF JULIAN HENRY CHAPMAN**

---

I, **JULIAN HENRY CHAPMAN**, of 60 Old Hertford Road, Hatfield, Herts say as follows:

**Introduction**

1. I am a consultant to an investment advisory firm, Leopard Rock Capital Partners Limited. Previously, I was employed at FIM Limited from April 2003 to July 2005, then FIM Advisers LLP from July 2005 to September 2008, when I was made redundant. I refer to both FIM Limited and FIM Advisers LLP together as "FIM" in this statement. This is my first witness statement in these proceedings.



2. Save where otherwise stated, the matters to which I refer in this statement are within my personal knowledge and are true. Where they are not within my personal knowledge, they are true to the best of my knowledge and belief and I state the source of my knowledge and/or belief.

**My previous employment and my role at FIM**

3. Prior to joining FIM, I had worked as an investment manager at Merrill Lynch Asset Management and as a stockbroker at ABN Amro Hoare Govett, amongst others.
4. I joined FIM Limited in July 2003 and left FIM Advisers LLP in September 2008 (the FIM business restructured in July 2005 and employees of FIM Limited transferred over to FIM Advisers LLP). At FIM, I carried out investment research and analysis with the qualitative due diligence team, and made investment recommendations to Carlo Grosso and the investment committee, in relation to equity long-short funds. I reported to Mr Grosso initially and then subsequently to Brendan Robertson. After leaving FIM, I worked briefly at Winterflood Securities Limited, and am currently a consultant with Leopard Rock Capital Partners Limited.

**Due diligence processes at FIM**

5. When I joined FIM, in 2003, it had due diligence processes in place, but they were not well documented or structured. For example, when I joined FIM Limited, there was no one who solely handled legal due diligence, and over time, specialists were recruited to deal with each area of due diligence. In 2003, FIM undertook a process of seeking to improve its due diligence processes, in my view successfully. The quality of due diligence processes increased substantially, such that FIM's due diligence was regarded in the market as being of very high standard. In my experience, all FIM investments were subjected to due diligence procedures which were documented and which increased in rigour over time, although I never saw any documentation relating to due diligence on BLMIS or Madoff.
6. I carried out qualitative due diligence, which concerns the process of reviewing the fund in question, the investment strategy, the investment manager and senior staff, their backgrounds, the research process, the strengths and weaknesses of the organisation, and the suitability of the fund for inclusion in FIM portfolios. Qualitative due diligence looks at the investment strategy and decision-making process which generates returns, accordingly, if a fund operated a master-feeder structure (as with BLMIS - Kingate), the qualitative due diligence team would need to look at BLMIS and Madoff (the investment manager), not Kingate, for it to be effective because you need to look at the entity / person actually making investment decisions. It would also need to consider total assets under management, not just those allocated to the feeder fund in question, as there are frequently diseconomies of scale in certain asset classes which I would need to take into account when conducting qualitative due diligence. This is especially the case in certain equity-related strategies.

7. In addition to the qualitative due diligence that I performed, other analysts within FIM undertook the other main areas of due diligence, which were legal due diligence, quantitative due diligence, and operational due diligence. In addition to my role in undertaking qualitative due diligence, I was responsible for collating the reports produced by each due diligence team into a single master report prior to presentation before the investment committee.
8. Legal due diligence involves reviewing where a fund is domiciled, its legal structure, legal risks, etc. Quantitative due diligence involves analysis of a fund's historic returns, volatility, positive/negative months, drawdowns, and reward to risk. Operational due diligence looks at the fund's operations, its service providers, internal processes, business continuity and disaster planning, record-keeping, and systems and controls.
9. The 'improved' due diligence process involved each of the four 'limbs' of the due diligence process producing a report into their specific area, using FIM standard templates. Those reports would then be combined into one due diligence report, which was usually around 45-50 pages long, which would then be discussed by the investment committee (which comprised, initially, Mr Grosso and Paul Boulton, who was then replaced by Mr Robertson after Mr Boulton left FIM, and Scott Dragoo later joined the investment committee). The investment committee would make a decision as to whether to approve a fund for investment.
10. FIM would not invest in a fund without an investment case being completed, the fund being recommended before the investment committee, and full evidence of due diligence being completed and available to investors if necessary (where FIM was investment adviser to the investor in question). Each of the four 'limbs' of due diligence had, in effect, a power of veto, so if they had serious concerns about a fund, they could veto investment. In some circumstances, we would raise the issue with the fund manager. If the concern could be resolved, then FIM might reconsider approving investment in the fund.
11. There were also occasions when FIM had an existing investment in a fund that we became concerned about because, for example, investments that the fund was making raised the risk profile of the fund above the acceptable threshold. In such cases, the underlying fund would be discussed internally, monitored more closely and if the analysts were still not happy with the position, it would be discussed at the investment committee and FIM would usually redeem the investment from the fund.
12. The investment committee was chaired by Mr Grosso, who had the final say on whether a fund was approved or not. Mr Grosso was very thorough in his consideration of the due diligence process, and would frequently question analysts in detail about any aspect of the due diligence, or would request more detail or explanation if he was not happy with the information before him. Nevertheless, I never heard any substantive discussion of Kingate or BLMIS/Madoff at any investment committee meeting, or monthly strategy meetings,

where analysts would discuss the performance of their funds and the outlook for the investment strategy for which they were responsible. Every investment would typically have been discussed as part of FIM's ongoing review process at each monthly strategy meeting.

13. FIM's due diligence process produced scores, or ratings, for funds. Where FIM had already invested or approved a fund for investment, such funds were rated on a scale from A1 to A4. A1 was the most highly rated fund, moving down to A4 as the lowest rating (which meant that the fund was on a watch list because of concerns), but all A-rated funds were approved for investment. In addition, funds that were going through the due diligence process were subject to a scale of "B" grades and, once approved for investment, would move up to the "A" scale described above. The "B" scale was for funds which were under consideration for investment. The lowest "B" grade was B3, which meant that the fund was potentially attractive and was being monitored. B2 was used where the due diligence process had begun and an investment case was being prepared, and B1 was used when an investment case had been completed and was awaiting presentation to the investment committee.

**FIM's due diligence into Kingate or Madoff/BLMIS**

14. I was not aware that any due diligence of the standard described above was performed by FIM on Kingate or BLMIS/Madoff. Had such due diligence been performed, I would have expected to see records of such in the form of meeting notes or on FIM's asset management database, WebFolio.
15. It seemed to me that there was an unwritten rule that Kingate and BLMIS/Madoff were within Mr Grosso's and Mr Ceretti's remit, and no one else within FIM was to look into Kingate or BLMIS/Madoff. To question Mr Grosso in relation to due diligence on Madoff would be akin to questioning his judgment, which was simply not acceptable at FIM.
16. If I had been asked to conduct qualitative due diligence into Kingate or Madoff, I would have had to carry out due diligence into BLMIS and Madoff, the investment manager, for my research to be of any value. This is because several of the factors that qualitative due diligence considers require an understanding of total assets under management, so in a master-feeder fund structure, I would need to look at the master fund, not the feeder fund.
17. I recall that I was aware that BLMIS/Madoff was believed to have very substantial assets under management, as I was aware that Kingate was not the only feeder fund believed to have substantial assets in BLMIS/Madoff (I recall that I was also aware of Fairfield). This meant that Madoff would have had to have had assets under management of several billion dollars at the very least.
18. As far as I am aware, no real due diligence was ever done at FIM on BLMIS/Madoff or Kingate, and I am certain that no due diligence report which combined the four "limbs" of

due diligence, which would be a requirement before considering whether to invest in a fund, was ever produced. In addition, to my knowledge, no records of meetings with BLMIS/Madoff or Kingate were entered onto WebFolio, which was a key part of the ongoing due diligence process once FIM had invested in a fund.

**Suspicious about the Kingate Funds and Madoff**

19. I, and numerous other employees at FIM, were aware of the Kingate funds and Madoff, and were curious as to how Madoff could achieve the returns that he did over such a long period of time. FIM subscribed to a service called PerTrac, which is a database of funds which provided information and analysis (including metrics on drawdowns, compound annual returns, Sharpe ratios (a reward-to-variability ratio) and volatility) of a wide range of funds, including Kingate. For example, I recall that FIM employees (including me) were aware of the fact that Kingate had an extraordinary Sharpe ratio, and were curious as to how this was achieved. However, I couldn't substantiate my curiosity into anything more concrete because none of the senior analysts were responsible for FIM's investment in Kingate, and to the best of my knowledge, no member of staff with the exception of Mr Ceretti and Mr Grosso had ever met with Madoff.

**FIM's document retention/destruction policy**

20. In terms of FIM's document retention/destruction policy, all emails and electronic documents were archived offsite. Richard Hurford, who was the head of information technology at FIM, would have dealt with this.
21. FIM employees were encouraged to commit information to a database which included information on funds, meetings where funds were discussed, correspondence and meetings with the fund manager, financial statements, information on returns, due diligence reports, upgrading or downgrading a fund in accordance with FIM's internal classification, and communications with investors. This database was intended to be a repository of all information within FIM relating to a particular fund or investment, and was essential to the ongoing due diligence of invested funds. This database was based on WebFolio software, which is an industry standard asset management software package, but which had been tailored specifically for FIM.

I believe that the contents of this witness statement are true.



**Julian Henry Chapman**

Dated this <sup>26<sup>th</sup></sup> day of July 2011

1. Claimant
2. J H Chapman
3. 1<sup>st</sup> Witness statement
4. 26 July 2011

Folio 2010 1478

IN THE HIGH COURT OF JUSTICE  
QUEEN'S BENCH DIVISION  
COMMERCIAL COURT

**B E T W E E N:**

**IRVING H. PICARD**  
**(Trustee for the substantively consolidated**  
**SIPA liquidation of**  
**BERNARD L. MADOFF INVESTMENT**  
**SECURITIES LLC and BERNARD L. MADOFF)**  
**Claimant**

- and -

- (1) KINGATE MANAGEMENT LIMITED
- (2) FIM LIMITED
- (3) FIM ADVISERS LLP
- (4) CARLO GROSSO
- (5) FEDERICO CERETTI
- (6) ASHBY HOLDING SERVICES LIMITED
- (7) FIRST PENINSULA TRUSTEES LIMITED
- (8) ASHBY INVESTMENT SERVICES  
LIMITED
- (9) EL PRELA GROUP HOLDING  
SERVICES LIMITED
- (10) PORT OF HERCULES TRUSTEES  
LIMITED
- (11) ALPINE TRUSTEES LIMITED
- (12) EL PRELA TRADING INVESTMENTS  
LIMITED

**Defendants**

---

**WITNESS STATEMENT OF JULIAN HENRY  
CHAPMAN**

---

Taylor Wessing LLP  
5 New Street Square  
London  
EC4A 3TW (Ref: DDF/LML/MAD18.U1-6)  
Tel: 020 7300 7000  
Fax: 020 7300 7100  
Solicitors for the Claimant

# **EXHIBIT 1**

**BAKER & HOSTETLER LLP**

45 Rockefeller Plaza  
New York, New York 10111  
Telephone: (212) 589-4200  
Facsimile: (212) 589-4201  
David J. Sheehan  
Geraldine E. Ponto  
Gonzalo S. Zeballos  
Ganesh Krishna

*Attorneys for Irving H. Picard, Trustee  
for the Substantively Consolidated SIPA Liquidation  
of Bernard L. Madoff Investment Securities LLC and  
the estate of Bernard L. Madoff*

**UNITED STATES BANKRUPTCY COURT  
SOUTHERN DISTRICT OF NEW YORK**

SECURITIES INVESTOR PROTECTION  
CORPORATION,

Plaintiff-Applicant,

v.

BERNARD L. MADOFF INVESTMENT  
SECURITIES LLC,

Defendant.

In re:

BERNARD L. MADOFF,

Debtor.

IRVING H. PICARD, Trustee for the  
Substantively Consolidated SIPA Liquidation of  
Bernard L. Madoff Investment Securities LLC  
and the Estate of Bernard L. Madoff,

Plaintiff,

v.

FEDERICO CERETTI, *et al.*

Defendants.

No. 08-01789 (SMB)

SIPA LIQUIDATION

(Substantively Consolidated)

---

**[DRAFT] LETTER OF REQUEST**

---

Adv. Pro. No. 09-01161 (SMB)

**REQUEST FOR INTERNATIONAL JUDICIAL ASSISTANCE TO THE  
APPROPRIATE JUDICIAL AUTHORITY IN FRANCE**

Presenting his compliments to the appropriate judicial authority of France, this Request is made by The Honorable Stuart M. Bernstein, of the United States Bankruptcy Court for the Southern District of New York, which is located at One Bowling Green, New York, NY 10004-1408, United States of America, to the Ministère de la Justice, Direction des Affaires Civiles et du Sceau, Bureau de l'Entraide Civile et Commerciale Internationale, 13, Place Vendôme, 75042 Paris Cedex 01, France.

A copy of the transcript of the examination and the certification of the Ministère de la Justice should be returned to The Honorable Stuart M. Bernstein, United States Bankruptcy Court for the Southern District of New York, One Bowling Green, New York, New York, 10004-1408.

In light of the international law and comity that exists between the United States and France, the undersigned applicant respectfully submits this Request.

**INTRODUCTION**

This Request seeks evidence for use in the above-named proceeding pending before this Court, which alleges claims arising under the Securities Investor Protection Act of 1970, the United States Bankruptcy Code, and the New York Debtor and Creditor Law. The purpose of this Request is to obtain documentary and testimonial evidence from Julian Henry Chapman for use as evidence in a trial of this proceeding in this Court. The Court has not yet made a determination of the merits of the Plaintiff, Irving H. Picard's, claims and allegations asserted in this action, which are set forth below.<sup>1</sup>

---

<sup>1</sup> The Court's summary is derived from Plaintiff's allegations in the Fourth Amended Complaint and does not necessarily denote the Court's views of the allegations or reflect findings by the Court.



1. **Sender**

David J. Sheehan  
Baker & Hostetler LLP  
45 Rockefeller Plaza  
New York, New York 10111

*As Authorized by:*

Honorable Stewart M. Bernstein  
United States Bankruptcy Judge  
United States Bankruptcy Court for the Southern District of New York  
One Bowling Green  
New York, New York 10004  
United States of America

2. **Central Authority of the Request State**

Ministère de la Justice,  
Direction des Affaires Civiles et du Sceau,  
Bureau de l'Entraide Civile et Commerciale Internationale (D3)  
13, Place Vendôme,  
75042 Paris Cedex 01  
France

3. **Person to Whom the Executed Request is to be Returned**

David J. Sheehan  
Baker & Hostetler LLP  
45 Rockefeller Plaza  
New York, New York 10111

4. **Specification of Date by Which the Requesting Authority Requires Receipt of the Response to the Letter of Request**

A response is requested as soon as possible in order to ensure the evidence may be obtained before the deadline for all fact discovery to be completed in the case, which is currently November 30, 2018.

5. a. **Requesting Judicial Authority**

Honorable Stuart M. Bernstein  
United States Bankruptcy Judge  
United States Bankruptcy Court for the Southern District of New York  
One Bowling Green  
New York, New York 10004-1408  
United States of America

b. **To the Competent Authority of the Republic of France**

Ministère de la Justice,  
Direction des Affaires Civiles et du Sceau,  
Bureau de l'Entraide Civile et Commerciale Internationale  
13 place Vendôme,  
75042 Paris Cedex 01  
France

c. **Name of the Case and Any Identifying Number**

In re: Bernard L. Madoff, Debtor. Irving H. Picard, as trustee ("Trustee") for the Substantively Consolidated SIPA Liquidation of Bernard L. Madoff Investment Securities LLC and the Estate of Bernard L. Madoff v. Federico Ceretti, et al., Adv. Pro. No. 09-01161 (SMB), United States Bankruptcy Court for the Southern District of New York, substantively consolidated with the bankruptcy estate of Bernard L. Madoff.

Securities Investor Protection Corporation v. Bernard L. Madoff Investment Securities LLC, Adv. Pro. No. 08-01789 (SMB), United States Bankruptcy Court for the Southern District of New York.

6. **Names and Addresses of the Parties and Their Representatives of the Case**

a. **Plaintiff:**

Mr. Irving H. Picard

*Represented By:*

Baker & Hostetler LLP

David J. Sheehan  
45 Rockefeller Plaza  
New York, New York 10111  
United States of America  
(212) 589-4200

b. **Defendants:**

Kingate Global Fund, Ltd., In Liquidation (“Kingate Global”) and Kingate Euro Fund Ltd., In Liquidation (“Kingate Euro” and together with Kingate Global, the “Kingate Funds”).

*Represented By:*

Quinn Emanuel Urquhart & Sullivan LLP  
51 Madison Avenue  
New York, New York 10010  
United States of America

7. **Nature and Purpose of the Proceedings and Summary of the Facts as Alleged by the Trustee in His Fourth Amended Complaint**

**The Proceeding**

This is an adversary proceeding commenced in this Court, in which the main underlying SIPA proceeding, No. 08-01789 (SMB) is pending.

By way of background, Bernard L. Madoff (“Madoff”), through the investment advisory business of Bernard L. Madoff Investment Securities (“BLMIS”), conducted a decades-long Ponzi scheme of breathtaking scale. The Trustee alleges that Madoff’s fraud was sustained by infusions of money from around the globe. In particular, domestic and foreign investment vehicles, colloquially known as “feeder funds,” injected several billions of dollars into his scheme.

Included among the foreign feeder funds investing with BLMIS were the Kingate Funds. Plaintiff alleges Federico Ceretti (“Ceretti”) and Carlo Grosso (“Grosso”) founded the Kingate Funds. The Trustee further alleges that Ceretti and Grosso formed an important part of Madoff’s *de facto* global sales force, marketing BLMIS to European investors. The Kingate Funds invested exclusively with BLMIS. Since their inception, the Kingate Funds deposited a combined total of approximately \$1.7 billion with BLMIS and over time withdrew nearly a

billion dollars from BLMIS. The Trustee alleges that these withdrawn funds comprise customer property and constitute avoidable transfers under the United States Bankruptcy Code, the New York Debtor and Creditor Law, and SIPA that the Trustee seeks to recover for equitable distribution.

***Ceretti's and Grosso's Management Entities***

The Trustee alleges that Ceretti and Grosso structured the Kingate Funds with management companies that they also directly or beneficially owned and controlled. In 1994, Ceretti and Grosso allegedly established Kingate Management Limited (“KML”), purportedly as a management vehicle but which in practice assigned its management responsibilities to FIM Limited and its affiliate, FIM Advisers LLP (“FIM Advisers” and with FIM Limited, “FIM”). Together, KML and FIM purported to “advise,” “consult,” and “manage” the Kingate Funds.

The Fourth Amended Complaint alleges that FIM Limited was established in 1981 by Grosso. It acted as an asset manager for high net worth individuals. Ceretti joined FIM Limited in 1986. In the early 1990s, FIM Limited’s business focused on managing funds of funds. In 2004, Ceretti and Grosso co-founded FIM Advisers, and in August 2005 FIM Advisers took over the business of FIM Limited. In 1995, FIM Limited was appointed by KML and Kingate Global to provide consulting services to Kingate Global, and later Kingate Euro. FIM Advisers replaced FIM Limited in 2005. In addition to acting as consultant, at least twelve of FIM’s investment funds were invested in the Kingate Funds.

The Trustee alleges FIM had a robust due diligence process and marketed itself to the public accordingly. The Kingate Funds were among those listed in FIM’s reports as being funds for which FIM was responsible. The FIM funds’ investment in the Kingate Funds should, the Trustee asserts, also have included the performance of due diligence on the Kingate Funds and BLMIS. The diligence conducted is relevant to the Trustee’s allegations in these proceedings

because it would reflect cumulative knowledge that the Trustee alleges could be imputed to the Kingate Funds via Ceretti and Grosso.

***Interview with Mr. Chapman***

As part of the Trustee's ongoing investigation, the Trustee's counsel spoke with Mr. Chapman about matters relating to the Kingate Funds ("Interview"). Mr. Chapman, on a voluntary basis, provided the Trustee with information directly relevant to the Trustee's allegations in the Fourth Amended Complaint. On July 26, 2011, following the Interview, Mr. Chapman signed a Witness Statement detailing his knowledge (the "Witness Statement") and stating that the contents of the Witness Statement are true. A copy of the Witness Statement is attached hereto as Exhibit A.

Through this Letter of Request the Trustee seeks to obtain largely the same information from Mr. Chapman that was set forth in his Witness Statement in an evidentiary form that will be more readily admissible in the United States Bankruptcy Court. The Trustee's questions will be largely limited to the information provided in the Witness Statement.

***Mr. Chapman's Connection to the Kingate Funds***

Mr. Chapman was an employee of FIM Limited from April 2003 to July 2005, and subsequently FIM Advisers from July 2005 to September 2008.

Mr. Chapman was an investment analyst with the qualitative due diligence team at FIM. Based on the Witness Statement, the Trustee asserts that Mr. Chapman possesses first-hand knowledge of FIM's operations and due diligence process. In his role at FIM, the Trustee alleges, based on Mr. Chapman's statements, that Mr. Chapman performed qualitative due diligence on FIM's funds. The Trustee asserts that Mr. Chapman was also responsible for preparing the reports presented to FIM's investment committee, which covered all four areas of FIM's due diligence process: operational due diligence, qualitative due diligence, quantitative

due diligence, and legal due diligence.

The Trustee further asserts that Mr. Chapman has first-hand knowledge of the degree to which FIM's strict due diligence standards were applied to the Kingate Funds and BLMIS, in their context as major FIM investments.

***Allegations in the Fourth Amended Complaint Relevant to Mr. Chapman***

The Fourth Amended Complaint, filed on March 17, 2014 in this adversary proceeding, seeks, *inter alia*, to avoid and recover \$926,351,905 in fraudulent transfers made to the Kingate Funds under the Bankruptcy Code, the New York Debtor Creditor Law, and SIPA § 78fff-2(c)(3).

Various issues and allegations contained in the Fourth Amended Complaint are relevant to Mr. Chapman and his involvement with the above-mentioned facts, which give rise to the need for this Request. Specifically, the Trustee anticipates that Mr. Chapman will provide further information in relation to the issues and allegation contained in paragraphs 4, 5, 7, 49, 50-53, 101, 104, 110, 112, 115-118, 120, 122-134, 137-141, 146-241 of the Fourth Amended Complaint, a copy of which is attached to this Request as Exhibit B.

**8. Evidence to be Obtained and Purpose**

This Court requests that, pursuant to the Hague Convention, the appropriate judicial authority in France compel the appearance of Mr. Julian Henry Chapman to testify under oath.

The witness from whom the testimony is sought resides in the Republic of France and is, upon information and belief, neither domiciled nor doing business in the United States. Thus, this Court cannot directly compel him to provide the requested testimony.

More particularly, Mr. Chapman's sworn testimony pursuant to a Letter of Request is admissible evidence under United States law, specifically, Federal Rule of Civil Procedure 28(b) and Federal Rule of Evidence 804, and may be offered at trial in the above-captioned case.

Plaintiffs seek Mr. Chapman's testimony regarding two issues relevant to the claims and defenses in this adversary proceeding, specifically: (1) the Kingate Funds had actual knowledge or were wilfully blind to the fact that no securities were traded by BLMIS; and (2) Mr. Chapman's testimony on FIM's due diligence procedures and protocols will be used as evidence at trial to demonstrate FIM's knowledge as the Kingate Funds' agent.

While this Court expresses no view as to the merits or otherwise of the amended complaint, amended counterclaims or related motions in the above-captioned case, it believes the evidence sought here will be relevant to and either support or contradict material facts relevant to the amended complaint, amended counterclaims, and motions.

**9. Identity and Address of the Person to be Examined**

Mr. Julian Henry Chapman  
lieu-dit St Laurent  
47350 SEYCHES

**10. Statement of the Subject Matter About Which the Person Will be Examined**

*Request for Testimonial Evidence and Question List for Witness Mr. Chapman*

**Definitions**

"Madoff" refers to Bernard L. Madoff.

"BLMIS" means Bernard L. Madoff Investment Securities LLC.

"Kingate Global" means Kingate Global Fund, Ltd.

"Kingate Euro" means Kingate Euro Fund, Ltd.

"Kingate Funds" means Kingate Euro and Kingate Global.

"FIM" means FIM Limited or FIM Advisers LLP.

“Witness Statement” means the witness statement signed by Mr. Chapman on July 26, 2011.

### **Subject Matter of Examination**

#### ***Introductory Questions***

##### Nature

These questions will seek confirmation of relevant matters including Mr. Chapman’s background, qualifications and experience, the circumstances under which he learned of this Request, and the preparation of his response, including any communications with third parties. Matters to be addressed in questioning are likely to include:

- details of Mr. Chapman’s education and professional qualifications;
- Mr. Chapman’s employment history to date; and
- whether Mr. Chapman has discussed this Request with anyone, and if so, the details, the substance, and circumstances of any relevant communications to the extent that they are not protected by legal privilege.

##### Purpose

This information will go to Mr. Chapman’s competence and credibility (*i.e.*, the weight the Bankruptcy Court should give Mr. Chapman’s evidence).

#### ***Mr. Chapman’s Employment at FIM***

##### Nature

These questions will cover Mr. Chapman’s roles and responsibilities and details of those who reported to him and to whom he reported. Matters to be addressed in questioning are likely to include:

- the Witness Statement;
- Mr. Chapman’s responsibilities at FIM; and
- the reporting structure at FIM.

##### Purpose

This information will establish Mr. Chapman’s knowledge of and involvement in the



operations and activities of FIM and provide the Trustee with information concerning FIM's operations, which is relevant to various of the allegations concerning FIM and its role in relation to the Kingate Funds contained in the Fourth Amended Complaint.

### ***FIM's Due Diligence***

#### Nature

These questions seek to confirm Mr. Chapman's knowledge of due diligence performed by FIM. Matters to be addressed in questioning are likely to include:

- the Witness Statement;
- the research and due diligence procedures at FIM;
- how those procedures were performed, and by whom;
- how diligence conclusions were recorded and communicated between FIM staff; and
- FIM investment criteria, its Investment Committee, and its systems, processes, and behavior.

#### Purpose

The Trustee's Fourth Amended Complaint seeks to avoid and recover fraudulent transfers made to the Kingate Funds. In order to do so, the Trustee must demonstrate that the Kingate Funds had actual knowledge or were wilfully blind to the fact that no securities were traded by BLMIS. This Court determined that the Trustee's Fourth Amended Complaint alleges such actual knowledge and wilful blindness and that the Trustee may impute the knowledge of the Kingate Funds' agents to the Kingate Funds. Accordingly, Mr. Chapman's testimony on FIM's due diligence procedures and protocols will be used as evidence at trial to demonstrate FIM's knowledge as the Kingate Funds' agent.

### ***Due Diligence Performed on the Kingate Funds***

#### Nature

These questions seek to confirm Mr. Chapman's knowledge of the due diligence performed on the Kingate Funds and BLMIS. Matters to be addressed in questioning are likely to include:

- the Witness Statement;
- FIM's due diligence performed on the Kingate Funds as compared to that applied to other investments; and
- FIM's responsibility for performing due diligence on the Kingate Funds.

#### Purpose

The Trustee's Fourth Amended Complaint seeks to avoid and recover fraudulent transfers made to the Kingate Funds. In order to do so, the Trustee must demonstrate that the Kingate Funds had actual knowledge or were wilfully blind to the fact that no securities were traded by BLMIS. This Court determined that the Trustee's Fourth Amended Complaint alleges such actual knowledge and wilful blindness and that the Trustee may impute the knowledge of the Kingate Funds' agents to the Kingate Funds. Accordingly, Mr. Chapman's testimony concerning FIM's due diligence on the Kingate Funds will be used as evidence at trial to demonstrate FIM's knowledge as the Kingate Funds' agent.

### ***Concerns About the Kingate Funds and Madoff***

#### Nature

These questions will investigate Mr. Chapman's contemporaneous thoughts about the Kingate Funds and BLMIS, including information given by Mr. Chapman in the Witness Statement.

Purpose

The Trustee's Fourth Amended Complaint seeks to avoid and recover fraudulent transfers made to the Kingate Funds. In order to do so, the Trustee must demonstrate that the Kingate Funds' had actual knowledge or were wilfully blind to the fact that no securities were traded by BLMIS. This Court determined that the Trustee's Fourth Amended Complaint alleges such actual knowledge and wilful blindness and that the Trustee may impute the knowledge of the Kingate Funds' agents to the Kingate Funds. Accordingly, Mr. Chapman's testimony regarding concerns of the Kingate Funds' investors will be used as evidence at trial to demonstrate FIM's knowledge as the Kingate Funds' agent.

**11. Documents and Other Evidence to be Examined**

None.

**12. Requirement that the Evidence be Given on Oath or Affirmation**

This Court requests that Mr. Chapman's testimony be taken under oath. Pursuant to United States Federal Rule of Evidence 603, this Court requests that the witness, Mr. Chapman, be required to declare that he will testify truthfully, by oath or affirmation administered in a form calculated to awaken his conscience and impress his mind with the duty to do so. Specifically, the Court requests that the duly appointed official require the witness to provide his deposition testimony under the following oath: "I, Julian Chapman, swear that the testimony I am about to give is the truth, the whole truth, and nothing but the truth."

**13. Special Procedures or Method to be Followed**

The examinations shall be taken under the Federal Rules of Civil Procedure of the United States, except to the extent such procedure is incompatible with the internal laws of France. This Court requests: (1) that the examination be taken orally; (2) that the examination be taken before a commercial stenographer and videographer selected by Plaintiff; (3) that the stenographer be permitted to record the examination by audio and visual means; (4) that the stenographer be allowed to record a verbatim transcript of the examination; (5) that the examination be conducted in English, or, if necessary, with the assistance of an interpreter selected by Plaintiff; (6) that, if the examination is conducted through an interpreter, verbatim transcripts of the proceeding in both English and French be permitted; (7) that counsel for both Irving H. Picard (Trustee), and the Kingate Funds, be notified as soon as possible of the date, time and place of the examination, along with any other pertinent information, including what authority has been appointed to preside over the deposition; (8) that counsel for both Irving H. Picard (Trustee), and the Kingate Funds, be permitted to question Mr. Chapman regarding the subject matter described in Section 10 herein; (9) that ten and a half (10.5) hours be allotted for the examination if the witness requires an interpreter, and seven (7) hours be allotted for the examination if the witness does not require an interpreter; and (10) that the witness be examined as soon as possible.

In the event that the evidence cannot be taken according to some or all of the procedures described above, this Court requests that it be taken in such manner as provided by French law for the formal taking of testimonial evidence, especially paragraph 2 of Section 739 of the French Code of Civil Procedure, “Where so requested in the letters rogatory, the questions and answers will be transcribed or recorded in full.”

When required, this Court shall provide similar assistance as requested herein to the appropriate judicial authorities of France.

**14. Request for Notification of the Time and Place for the Execution of the Request and Identity and Address of Any Person to be Notified**

Please send notice of the time and place for execution of this Request to:

Clerk of the United States Bankruptcy Court  
for the Southern District of New York  
One Bowling Green  
New York, New York 10004-1408  
United States of America

David J. Sheehan  
Baker & Hostetler LLP  
45 Rockefeller Plaza  
New York, New York, 10111  
United States of America  
Telephone: (212) 589-4200  
Facsimile: (212) 589-4201  
Email: dsheehan@bakerlaw.com

Robert Loigman  
Quinn Emanuel Urquhart & Sullivan, LLP  
51 Madison Avenue, 22nd Floor  
New York, New York 10010  
United States of America  
Telephone: (212) 849-7444  
Facsimile: (212) 849-7100  
Email: robertloigman@quinnemanuel.com

**15. Request for Attendance or Participation of Judicial Personnel of the Requesting Authority at the Execution of the Letter of Request**

None.

**16. Specification of Privilege or Duty to Refuse to Give Evidence Under the Law of the State of Origin**

Under the laws of the United States, a witness has a privilege to refuse to give evidence if to do so would disclose a confidential communication between the witness and his attorney that was communicated specifically for the purpose of obtaining legal advice and which privilege has

not been waived. United States law also recognizes a privilege against criminal self-incrimination. Other limited privileges on grounds not applicable here also exist, such as communications between doctors and patients, husband and wife, and clergy and penitent.

Certain limited immunities are also recognized outside the strict definition of privilege, such as the limited protection of work product created by attorneys during or in anticipation of litigation.

**17. Reimbursement**

The fees and costs incurred in the execution of this Request which are reimbursable under the second paragraph of Article 14 or under Article 26 of the Hague Convention will be borne by the above-named Plaintiff, Irving H. Picard (Trustee).

**CONCLUSION**

This Court expresses its appreciation for this assistance and states that the courts of the United States are authorized by statute, section 1782 of Title 28 of the United States Code, to extend similar assistance to the tribunals of France and shall be ready and willing to provide reciprocal assistance in a similar case when required.

The Court extends to the judicial authorities of France the assurances of the highest consideration.

Dated: New York, New York

\_\_\_\_\_

\_\_\_\_\_  
The Honorable Stuart M. Bernstein  
United States Bankruptcy Judge

## **EXHIBIT A**

1. Claimant
2. J H Chapman
3. 1<sup>st</sup> Witness statement
4. 26 July 2011

**IN THE HIGH COURT OF JUSTICE**  
**QUEEN'S BENCH DIVISION**  
**COMMERCIAL COURT**

**2010 Folio 1478**

**B E T W E E N:**

**(1) IRVING H. PICARD**  
**(Trustee for the substantively consolidated SIPA liquidation of**  
**BERNARD L. MADOFF INVESTMENT SECURITIES LLC ("BLMIS") and BERNARD L.**  
**MADOFF ("MADOFF"))**

**Claimants**

- and -

- (1) KINGATE MANAGEMENT LIMITED**
- (2) FIM LIMITED**
- (3) FIM ADVISERS LLP**
- (4) CARLO GROSSO**
- (5) FEDERICO CERETTI**
- (6) ASHBY HOLDING SERVICES LIMITED**
- (7) FIRST PENINSULA TRUSTEES LIMITED**
- (8) ASHBY INVESTMENT SERVICES LIMITED**
- (9) EL PRELA GROUP HOLDING SERVICES LIMITED**
- (10) PORT OF HERCULES TRUSTEES LIMITED**
- (11) ALPINE TRUSTEES LIMITED**
- (12) EL PRELA TRADING INVESTMENTS LIMITED**

**Defendants**

---

**WITNESS STATEMENT OF JULIAN HENRY CHAPMAN**

---

I, **JULIAN HENRY CHAPMAN**, of 60 Old Hertford Road, Hatfield, Herts say as follows:

**Introduction**

1. I am a consultant to an investment advisory firm, Leopard Rock Capital Partners Limited. Previously, I was employed at FIM Limited from April 2003 to July 2005, then FIM Advisers LLP from July 2005 to September 2008, when I was made redundant. I refer to both FIM Limited and FIM Advisers LLP together as "FIM" in this statement. This is my first witness statement in these proceedings.



2. Save where otherwise stated, the matters to which I refer in this statement are within my personal knowledge and are true. Where they are not within my personal knowledge, they are true to the best of my knowledge and belief and I state the source of my knowledge and/or belief.

**My previous employment and my role at FIM**

3. Prior to joining FIM, I had worked as an investment manager at Merrill Lynch Asset Management and as a stockbroker at ABN Amro Hoare Govett, amongst others.
4. I joined FIM Limited in July 2003 and left FIM Advisers LLP in September 2008 (the FIM business restructured in July 2005 and employees of FIM Limited transferred over to FIM Advisers LLP). At FIM, I carried out investment research and analysis with the qualitative due diligence team, and made investment recommendations to Carlo Grosso and the investment committee, in relation to equity long-short funds. I reported to Mr Grosso initially and then subsequently to Brendan Robertson. After leaving FIM, I worked briefly at Winterflood Securities Limited, and am currently a consultant with Leopard Rock Capital Partners Limited.

**Due diligence processes at FIM**

5. When I joined FIM, in 2003, it had due diligence processes in place, but they were not well documented or structured. For example, when I joined FIM Limited, there was no one who solely handled legal due diligence, and over time, specialists were recruited to deal with each area of due diligence. In 2003, FIM undertook a process of seeking to improve its due diligence processes, in my view successfully. The quality of due diligence processes increased substantially, such that FIM's due diligence was regarded in the market as being of very high standard. In my experience, all FIM investments were subjected to due diligence procedures which were documented and which increased in rigour over time, although I never saw any documentation relating to due diligence on BLMIS or Madoff.
6. I carried out qualitative due diligence, which concerns the process of reviewing the fund in question, the investment strategy, the investment manager and senior staff, their backgrounds, the research process, the strengths and weaknesses of the organisation, and the suitability of the fund for inclusion in FIM portfolios. Qualitative due diligence looks at the investment strategy and decision-making process which generates returns, accordingly, if a fund operated a master-feeder structure (as with BLMIS - Kingate), the qualitative due diligence team would need to look at BLMIS and Madoff (the investment manager), not Kingate, for it to be effective because you need to look at the entity / person actually making investment decisions. It would also need to consider total assets under management, not just those allocated to the feeder fund in question, as there are frequently diseconomies of scale in certain asset classes which I would need to take into account when conducting qualitative due diligence. This is especially the case in certain equity-related strategies.

7. In addition to the qualitative due diligence that I performed, other analysts within FIM undertook the other main areas of due diligence, which were legal due diligence, quantitative due diligence, and operational due diligence. In addition to my role in undertaking qualitative due diligence, I was responsible for collating the reports produced by each due diligence team into a single master report prior to presentation before the investment committee.
8. Legal due diligence involves reviewing where a fund is domiciled, its legal structure, legal risks, etc. Quantitative due diligence involves analysis of a fund's historic returns, volatility, positive/negative months, drawdowns, and reward to risk. Operational due diligence looks at the fund's operations, its service providers, internal processes, business continuity and disaster planning, record-keeping, and systems and controls.
9. The 'improved' due diligence process involved each of the four 'limbs' of the due diligence process producing a report into their specific area, using FIM standard templates. Those reports would then be combined into one due diligence report, which was usually around 45-50 pages long, which would then be discussed by the investment committee (which comprised, initially, Mr Grosso and Paul Boulton, who was then replaced by Mr Robertson after Mr Boulton left FIM, and Scott Dragoo later joined the investment committee). The investment committee would make a decision as to whether to approve a fund for investment.
10. FIM would not invest in a fund without an investment case being completed, the fund being recommended before the investment committee, and full evidence of due diligence being completed and available to investors if necessary (where FIM was investment adviser to the investor in question). Each of the four 'limbs' of due diligence had, in effect, a power of veto, so if they had serious concerns about a fund, they could veto investment. In some circumstances, we would raise the issue with the fund manager. If the concern could be resolved, then FIM might reconsider approving investment in the fund.
11. There were also occasions when FIM had an existing investment in a fund that we became concerned about because, for example, investments that the fund was making raised the risk profile of the fund above the acceptable threshold. In such cases, the underlying fund would be discussed internally, monitored more closely and if the analysts were still not happy with the position, it would be discussed at the investment committee and FIM would usually redeem the investment from the fund.
12. The investment committee was chaired by Mr Grosso, who had the final say on whether a fund was approved or not. Mr Grosso was very thorough in his consideration of the due diligence process, and would frequently question analysts in detail about any aspect of the due diligence, or would request more detail or explanation if he was not happy with the information before him. Nevertheless, I never heard any substantive discussion of Kingate or BLMIS/Madoff at any investment committee meeting, or monthly strategy meetings,

where analysts would discuss the performance of their funds and the outlook for the investment strategy for which they were responsible. Every investment would typically have been discussed as part of FIM's ongoing review process at each monthly strategy meeting.

13. FIM's due diligence process produced scores, or ratings, for funds. Where FIM had already invested or approved a fund for investment, such funds were rated on a scale from A1 to A4. A1 was the most highly rated fund, moving down to A4 as the lowest rating (which meant that the fund was on a watch list because of concerns), but all A-rated funds were approved for investment. In addition, funds that were going through the due diligence process were subject to a scale of "B" grades and, once approved for investment, would move up to the "A" scale described above. The "B" scale was for funds which were under consideration for investment. The lowest "B" grade was B3, which meant that the fund was potentially attractive and was being monitored. B2 was used where the due diligence process had begun and an investment case was being prepared, and B1 was used when an investment case had been completed and was awaiting presentation to the investment committee.

#### **FIM's due diligence into Kingate or Madoff/BLMIS**

14. I was not aware that any due diligence of the standard described above was performed by FIM on Kingate or BLMIS/Madoff. Had such due diligence been performed, I would have expected to see records of such in the form of meeting notes or on FIM's asset management database, WebFolio.
15. It seemed to me that there was an unwritten rule that Kingate and BLMIS/Madoff were within Mr Grosso's and Mr Ceretti's remit, and no one else within FIM was to look into Kingate or BLMIS/Madoff. To question Mr Grosso in relation to due diligence on Madoff would be akin to questioning his judgment, which was simply not acceptable at FIM.
16. If I had been asked to conduct qualitative due diligence into Kingate or Madoff, I would have had to carry out due diligence into BLMIS and Madoff, the investment manager, for my research to be of any value. This is because several of the factors that qualitative due diligence considers require an understanding of total assets under management, so in a master-feeder fund structure, I would need to look at the master fund, not the feeder fund.
17. I recall that I was aware that BLMIS/Madoff was believed to have very substantial assets under management, as I was aware that Kingate was not the only feeder fund believed to have substantial assets in BLMIS/Madoff (I recall that I was also aware of Fairfield). This meant that Madoff would have had to have had assets under management of several billion dollars at the very least.
18. As far as I am aware, no real due diligence was ever done at FIM on BLMIS/Madoff or Kingate, and I am certain that no due diligence report which combined the four "limbs" of

due diligence, which would be a requirement before considering whether to invest in a fund, was ever produced. In addition, to my knowledge, no records of meetings with BLMIS/Madoff or Kingate were entered onto WebFolio, which was a key part of the ongoing due diligence process once FIM had invested in a fund.

**Suspicious about the Kingate Funds and Madoff**

19. I, and numerous other employees at FIM, were aware of the Kingate funds and Madoff, and were curious as to how Madoff could achieve the returns that he did over such a long period of time. FIM subscribed to a service called PerTrac, which is a database of funds which provided information and analysis (including metrics on drawdowns, compound annual returns, Sharpe ratios (a reward-to-variability ratio) and volatility) of a wide range of funds, including Kingate. For example, I recall that FIM employees (including me) were aware of the fact that Kingate had an extraordinary Sharpe ratio, and were curious as to how this was achieved. However, I couldn't substantiate my curiosity into anything more concrete because none of the senior analysts were responsible for FIM's investment in Kingate, and to the best of my knowledge, no member of staff with the exception of Mr Ceretti and Mr Grosso had ever met with Madoff.

**FIM's document retention/destruction policy**

20. In terms of FIM's document retention/destruction policy, all emails and electronic documents were archived offsite. Richard Hurford, who was the head of information technology at FIM, would have dealt with this.
21. FIM employees were encouraged to commit information to a database which included information on funds, meetings where funds were discussed, correspondence and meetings with the fund manager, financial statements, information on returns, due diligence reports, upgrading or downgrading a fund in accordance with FIM's internal classification, and communications with investors. This database was intended to be a repository of all information within FIM relating to a particular fund or investment, and was essential to the ongoing due diligence of invested funds. This database was based on WebFolio software, which is an industry standard asset management software package, but which had been tailored specifically for FIM.

I believe that the contents of this witness statement are true.



**Julian Henry Chapman**

Dated this <sup>26<sup>th</sup></sup> day of July 2011

1. Claimant
2. J H Chapman
3. 1<sup>st</sup> Witness statement
4. 26 July 2011

Folio 2010 1478

IN THE HIGH COURT OF JUSTICE  
QUEEN'S BENCH DIVISION  
COMMERCIAL COURT

**B E T W E E N:**

**IRVING H. PICARD**  
(Trustee for the substantively consolidated  
SIPA liquidation of  
**BERNARD L. MADOFF INVESTMENT  
SECURITIES LLC and BERNARD L. MADOFF)**  
Claimant

- and -

- (1) KINGATE MANAGEMENT LIMITED
  - (2) FIM LIMITED
  - (3) FIM ADVISERS LLP
  - (4) CARLO GROSSO
  - (5) FEDERICO CERETTI
  - (6) ASHBY HOLDING SERVICES LIMITED
  - (7) FIRST PENINSULA TRUSTEES LIMITED
  - (8) ASHBY INVESTMENT SERVICES  
LIMITED
  - (9) EL PRELA GROUP HOLDING  
SERVICES LIMITED
  - (10) PORT OF HERCULES TRUSTEES  
LIMITED
  - (11) ALPINE TRUSTEES LIMITED
  - (12) EL PRELA TRADING INVESTMENTS  
LIMITED
- Defendants

---

WITNESS STATEMENT OF JULIAN HENRY  
CHAPMAN

---

Taylor Wessing LLP  
5 New Street Square  
London  
EC4A 3TW (Ref: DDF/LML/MAD18.U1-6)  
Tel: 020 7300 7000  
Fax: 020 7300 7100  
Solicitors for the Claimant

## **EXHIBIT B**



LIMITED, FIM ADVISERS LLP, FIM LIMITED, CITI HEDGE FUND SERVICES LIMITED, FIRST PENINSULA TRUSTEES LIMITED, INDIVIDUALLY AND AS TRUSTEE OF THE ASHBY TRUST, THE ASHBY TRUST, ASHBY INVESTMENT SERVICES LIMITED, ALPINE TRUSTEES LIMITED, INDIVIDUALLY AND AS TRUSTEE OF EL PRELA TRUST, PORT OF HERCULES TRUSTEES LIMITED, INDIVIDUALLY, AND AS TRUSTEE OF EL PRELA TRUST, EL PRELA TRUST, EL PRELA GROUP HOLDING SERVICES, ASHBY HOLDINGS SERVICES LIMITED, EL PRELA TRADING INVESTMENTS LIMITED, and HSBC BANK BERMUDA LIMITED,

Defendants.

Plaintiff Irving H. Picard (the “Trustee”), as trustee for the liquidation of the business of Bernard L. Madoff Investment Securities LLC (“BLMIS”) under the Securities Investor Protection Act, 15 U.S.C. §§ 78aaa, *et seq.* (“SIPA”),<sup>1</sup> and the substantively consolidated estate of Bernard L. Madoff (“Madoff,” and with BLMIS, “Debtors”), by the Trustee’s undersigned counsel, for his Fourth Amended Complaint (“Complaint”) states:

**I. NATURE OF PROCEEDING**

1. As is now well known, Madoff conducted a Ponzi scheme previously unparalleled in scale, scope, and duration. Madoff did not accomplish this alone. Madoff sustained his Ponzi scheme for decades with capital infusions from around the globe. Included among the complex web of interconnected U.S. people and financial institutions that ensured capital infusions to BLMIS were Federico Ceretti (“Ceretti”) and Carlo Grosso (“Grosso”) and their Madoff feeder funds,

<sup>1</sup> Hereinafter, applicable sections of SIPA shall be cited as SIPA § \_\_\_\_, and omit reference to title 15, United States Code.



Kingate Global Fund, Ltd. (“Kingate Global”) and Kingate Euro Fund, Ltd. (“Kingate Euro,” and with Kingate Global, the “Kingate Funds”).

2. In 1994, Ceretti and Grosso established Kingate Global. Ceretti and Grosso first sold shares in Kingate Global in March 1995, investing the subscription moneys exclusively with BLMIS. In 2000, Ceretti and Grosso established Kingate Euro, which sold subscriptions in Euros for investment with BLMIS.

3. Since their inception, the Kingate Funds deposited a combined total of approximately \$1.7 billion with BLMIS and over time withdrew nearly \$1 billion from BLMIS. The withdrawn funds were customer property and are avoidable transfers that the Trustee seeks to recover for equitable distribution.

4. In 1994, contemporaneously with the formation of Kingate Global, Ceretti and Grosso established Kingate Management Limited (“Kingate Management”), which the Kingate Funds appointed as manager of the Kingate Funds. Kingate Management collected over \$300 million in management fees as manager of the Kingate Funds.

5. The Kingate Funds and Kingate Management then appointed FIM Limited and later FIM Advisers LLP (“FIM Advisers,” and with FIM Limited, “FIM”), among other things, to advise and consult with Kingate Management concerning the Kingate Funds. FIM and Kingate Management, collectively referred to as the “Management Defendants,” are directly or beneficially owned and controlled by Ceretti and Grosso.

6. The Kingate Funds, Ceretti, Grosso, the Management Defendants, and Citi Hedge Fund Services Limited (“Citi Hedge”), as administrator of the Kingate Funds, received account statements, trade confirmations, and other sources of information clearly demonstrating that BLMIS’s performance resulted from impossible, highly suspect, and illegitimate “trades.”

7. Although the defendants are separate entities, they operated in unison to collectively profit from Madoff's Ponzi scheme knowing that the "returns" reported by BLMIS could not have resulted from legitimate securities trading. The interests of all defendants were aligned, with each defendant benefitting by increasing the Kingate Funds' assets under management solely for investment with BLMIS.

8. BLMIS made initial transfers to, or for the benefit of, the Kingate Funds of at least \$926,351,905, of which the Kingate Funds subsequently transferred hundreds of millions of dollars to the other defendants. The Trustee brings this action to avoid and recover the initial transfers from BLMIS to the Kingate Funds and the subsequent transfers received by the other defendants. Every dollar the defendants received directly or indirectly from BLMIS is customer property that must be returned to the estate for equitable distribution under SIPA.

## II. JURISDICTION AND VENUE

9. This is an adversary proceeding commenced in this Court, in which the main underlying SIPA proceeding, No. 08-01789 (SMB) (the "SIPA Proceeding"), is pending. The SIPA Proceeding was originally brought in the United States District Court for the Southern District of New York (the "District Court") as *Securities Exchange Commission v. Bernard L. Madoff Investment Securities LLC, et al.*, No. 08 CV 10791 (the "District Court Proceeding"), and has been referred to this Court. This Court has jurisdiction over this adversary proceeding under 28 U.S.C. § 1334(b) and (e)(1), and SIPA § 78eee(b)(2)(A) and (b)(4).

10. This is a core proceeding under 28 U.S.C. § 157(b)(2)(A), (B), (F), (H), and (O). The Trustee consents to the entry of final orders or judgment by this Court if it is determined that consent of the parties is required for this Court to enter final orders or judgments consistent with Article III of the U.S. Constitution.

11. Venue in this district is proper under 28 U.S.C. §§ 1391(b) and 1409.

12. This adversary proceeding is brought under SIPA §§ 78fff(b) and 78fff-2(c)(3), 11 U.S.C. §§ 105(a), 502(a) and (b), 544(b), 547, 548(a), 550(a), and 551,<sup>2</sup> the New York Fraudulent Conveyance Act (N.Y. Debt. & Cred. Law (“NYDCL”) §§ 270 *et seq.* (McKinney 2012)), and other applicable law.

### **III. BACKGROUND, THE TRUSTEE AND STANDING**

13. On December 11, 2008 (the “Filing Date”), Madoff was arrested by federal agents for criminal violations of federal securities laws, including securities fraud, investment adviser fraud, and mail and wire fraud. Contemporaneously, the Securities and Exchange Commission (“SEC”) commenced the District Court Proceeding, which is pending in the District Court. The SEC’s complaint alleges that Madoff and BLMIS engaged in fraud through the investment adviser activities of BLMIS.

14. On December 12, 2008, the Honorable Louis L. Stanton of the District Court entered an order that appointed Lee S. Richards as receiver for the assets of BLMIS.

15. On December 15, 2008, pursuant to SIPA § 78eee(a)(4)(A), the SEC consented to combining its action with an application by the Securities Investor Protection Corporation (“SIPC”). Thereafter, pursuant to SIPA § 78eee(a)(4)(B), SIPC filed an application in the District Court alleging, among other things, that BLMIS could not meet its obligations to securities customers as they came due and its customers needed the protections afforded by SIPA.

16. Also on December 15, 2008, Judge Stanton granted SIPC’s application and entered an order, that:

---

<sup>2</sup> Hereinafter, applicable sections of title 11, United States Code (the “Bankruptcy Code”), shall omit reference to title 11.

- a. removed the receiver and appointed the Trustee for the liquidation of the business of BLMIS under SIPA § 78eee(b)(3);
- b. appointed Baker & Hostetler LLP as counsel to the Trustee under SIPA § 78eee(b)(3); and
- c. removed the case to this Court pursuant to SIPA § 78eee(b)(4).

17. By orders dated December 23, 2008 and February 4, 2009, respectively, this Court approved the Trustee's bond and found that the Trustee was a disinterested person.

18. On April 13, 2009, an involuntary bankruptcy petition was filed against Madoff, and on June 9, 2009, this Court substantively consolidated the chapter 7 estate of Madoff into the SIPA Proceeding.

19. At a plea hearing on March 12, 2009 (the "Plea Hearing"), in the case captioned *United States v. Madoff*, Case No. 09-CR-213(DC), Madoff pleaded guilty to an 11-count criminal information filed against him by the United States Attorney for the Southern District of New York. At the Plea Hearing, Madoff admitted he "operated a Ponzi scheme through the investment advisory side of [BLMIS]." (Plea Hr'g Tr. at 23: 14-17.)

20. At a plea hearing on August 11, 2009, in the case captioned *United States v. DiPascali*, Case No. 09-CR-764 (RJS), Frank DiPascali, a former BLMIS employee, pleaded guilty to a ten-count criminal information charging him with participating in and conspiring to perpetuate the Ponzi scheme. DiPascali admitted that no purchases or sales of securities took place in connection with BLMIS customer accounts and that the Ponzi scheme had been ongoing at BLMIS since at least the 1980s.

21. At a plea hearing on November 21, 2011, in the case captioned *United States v. Kugel*, Case No. 10-CR-228 (LTS), David Kugel, a former BLMIS trader and manager, pleaded guilty to a six-count criminal information charging him with securities fraud, falsifying the



basket of stocks was designed to mimic the movement of the S&P 100 Index. Because Madoff claimed that he would carefully time purchases and sales to maximize value, customer funds would intermittently be out of the market. During those times, Madoff claimed that the funds were invested, directly or indirectly, in U.S. Treasury securities (“Treasury Bills”). There is no record of BLMIS clearing a single purchase or sale of securities in connection with the SSC strategy at the Depository Trust & Clearing Corporation, the clearing house for such transactions, or any other trading platform on which BLMIS could have traded securities. There are no other BLMIS records that demonstrate that BLMIS traded securities in connection with the SSC strategy.

26. The second part of the SSC strategy involved selling call options and buying put options on the S&P 100 Index; this is commonly referred to as a “collar.” Madoff purported to purchase and sell option contracts to control the downside risk of price changes in the basket of stocks correlated to the performance of the S&P 100 Index. All options relating to the companies within the S&P 100 Index, including options based upon the S&P 100 Index itself, clear through the Options Clearing Corporation (“OCC”). The OCC has no records showing that BLMIS’s IA Business cleared any trades in any exchange-listed options.

27. At the Plea Hearing, Madoff admitted that BLMIS purchased none of the securities it claimed to have purchased for IA Business customers.

28. Madoff operated the IA Business as a Ponzi scheme. The money received from IA Business customers was not set aside to buy securities or options, as Madoff claimed, but instead was used primarily to make distributions to, or payments for, other customers. The falsified monthly account statements made it appear that the IA Business accounts included substantial gains on customers’ principal investments. In reality, BLMIS had not invested its

customers' funds but paid customers based upon the inflated amounts reflected in their fake account statements as if those amounts were genuine. The money sent to BLMIS for investment was used to keep the fraudulent scheme operating and to enrich Madoff, his associates, and others, until December 2008, when requests for redemptions overwhelmed the flow of new investments and caused the inevitable collapse of the Ponzi scheme.

29. BLMIS did not register as an investment adviser with the SEC until August 2006. At that time, BLMIS filed with the SEC Form ADV (Uniform Application for Investment Adviser Registration) representing, among other things, that BLMIS had 23 customer accounts and assets under management of \$11.7 billion. Thereafter, BLMIS filed Form ADV annually with the SEC, the latest of which was filed in January 2008. It represented that BLMIS had 23 customer accounts with assets under management of \$17.1 billion. In fact, at that time BLMIS had over 4,900 active customer accounts with a purported value of approximately \$68 billion under management.

30. BLMIS's auditor was Friehling & Horowitz, CPA, P.C. ("Friehling & Horowitz"), a three-person accounting firm in Rockland County, New York. Of the three employees at the firm, one employee was an administrative assistant and one was a semi-retired accountant living in Florida. On or about November 3, 2009, David Friehling, the sole proprietor of Friehling & Horowitz, pleaded guilty to filing false audit reports for BLMIS and filing false tax returns for Madoff and others.

31. At all relevant times, BLMIS's liabilities were a minimum of millions, and at times billions, of dollars greater than its assets. BLMIS was insolvent because (i) its assets were worth less than the value of its liabilities; (ii) it could not meet its obligations as they came due; and (iii) at the time of the transfers alleged herein, BLMIS was left with insufficient capital.

## V. DEFENDANTS

### A. Ceretti and Grosso

32. Ceretti is an Italian national residing in the United Kingdom and maintains an address at 37 Queens Gate Gardens, London, SW7 5RR, United Kingdom.

33. Grosso is an Italian national residing in the United Kingdom and maintains an address at 22 Cathcart Road, London SW10 9NN, United Kingdom.

34. Between them, Ceretti and Grosso have over 60 years of experience in the securities industry.

35. In 1981, Grosso founded FIM Limited in London, and he remains its executive chairman.

36. In 2004, Ceretti and Grosso co-founded FIM Advisers. Grosso is FIM Advisers' executive chairman and chief investment officer. Ceretti is FIM Advisers' chief executive officer.

37. In 2005, at the direction of Ceretti and Grosso, FIM (USA) Inc. ("FIM (USA)") was incorporated under the laws of the State of Delaware, with a principal place of business in New York, New York.

### B. The Kingate Funds

38. Kingate Global is registered as an international business company organized under the laws of the British Virgin Islands with a registered address at Bison Court, P.O. Box 3460, Road Town, Tortola, British Virgin Islands.

39. According to BLMIS's records, on or about March 2, 1994, Kingate Global opened an account with BLMIS designated 1FN061 (the "Kingate Global Account"), and signed and delivered to BLMIS in New York a Customer Agreement, Option Agreement, and Trading



Authorization Limited to Purchases and Sales of Securities and Options on or about July 4, 1994.

The Kingate Global Account was open when Madoff was arrested on December 11, 2008.

40. Kingate Euro is registered as an international business company organized under the laws of the British Virgin Islands with a registered address at Bison Court, P.O. Box 3460, Road Town, Tortola, British Virgin Islands.

41. According to BLMIS's records, on or about January 1, 1996, BLMIS opened an account designated 1FN086 as a sub-fund of Kingate Global to handle investments made in Deutsche Marks. In April 2000, Ceretti and Grosso created Kingate Euro, which assumed the rights to the sub-fund's account at BLMIS, to handle investments denominated in Euros. On or about April 27, 2000, Kingate Euro signed and delivered to BLMIS in New York, a Customer Agreement, Option Agreement, and Trading Authorization Limited to Purchases and Sales of Securities and Options.

42. Although the Kingate Funds were separate companies with separate boards of directors, they were part of an enterprise created by Ceretti and Grosso to invest with BLMIS. Shareholders of the Kingate Funds did not participate in the Kingate Funds' business affairs.

43. The Kingate Funds are in liquidation proceedings in the British Virgin Islands and Bermuda. By separate Orders, both dated June 4, 2009, the Eastern Caribbean Supreme Court in the High Court of Justice of the Virgin Islands ("BVI Court") appointed William R. Tacon and Richard F. Fogerty as joint liquidators of the Kingate Funds. On October 5, 2009, the Supreme Court of Bermuda ("Bermuda Court") appointed Mr. Tacon, Mr. Fogerty, and John McKenna as joint liquidators. Upon the resignation of Mr. Fogerty, on March 15, 2012, the BVI Court appointed Stuart C.E. Mackellar to act as a liquidator in Mr. Fogerty's place. On July 25, 2012,

the Bermuda Court appointed Mr. Mackellar to act as a liquidator of the Kingate Funds in place of Mr. Fogerty.

**C. The Management Defendants**

44. Kingate Management is a corporation organized on February 24, 1994, under the laws of Bermuda, with a registered address at 2 Reid Street, Hamilton HM11, Bermuda.

45. Ceretti and Grosso beneficially owned and controlled Kingate Management.

46. By an agreement dated in or around November 1994, Kingate Global appointed Kingate Management as its manager. By an agreement dated May 1, 2000, Kingate Euro appointed Kingate Management as its manager.

47. Each year the Kingate Funds prepared a report for shareholders titled “Information Memorandum,” containing information regarding the corporate structure, policies, and investment strategy of each of the Kingate Funds. The May 1, 2000 Information Memorandum described Kingate Management’s duties to include selecting the Kingate Funds’ sole investment adviser, *i.e.*, BLMIS, and arranging accounting and administrative services for the Kingate Funds.

48. Kingate Management is in a liquidation proceeding in Bermuda. On March 2, 2012, the Bermuda Court ordered that Kingate Management be wound up and appointed The Official Receiver of Bermuda Stephen Lowe, as liquidator.

49. FIM Limited is an asset management company incorporated by Grosso under the laws of the United Kingdom. It has a registered address at 62 Wilson Street, London EC2A 2BU, United Kingdom.

50. FIM Advisers is a limited liability partnership formed, controlled, and owned by Ceretti and Grosso. It was formed under the laws of the United Kingdom with a registered address at 62 Wilson Street, London EC2A 2BU, United Kingdom.

51. FIM Limited provided consultancy services to Kingate Management from 1994 until 2005. On August 1, 2005, Kingate Management entered into a contract with FIM Advisers to provide consultancy services to Kingate Management for the Kingate Funds.

52. FIM Limited provided distribution services to Kingate Management from 2001 until 2005. On August 1, 2005, Kingate Management entered into a contract with FIM Advisers to provide distribution services to Kingate Management for the Kingate Funds.

53. Of the 18 investment funds that FIM managed, 14 were invested in the Kingate Funds on the recommendation of FIM.

#### **D. Ceretti Companies**

54. **El Prela Trust**: El Prela Trust is a trust formed in or about April 1994, under the laws of the Island of Jersey. On August 17, 2006, the laws of the British Virgin Islands was designated as the governing law for El Prela Trust. Ceretti and his family members are beneficiaries of El Prela Trust.

55. **El Prela Group**: El Prela Group Holding Services Limited (“El Prela Group”) is a limited liability company incorporated under the laws of the British Virgin Islands, with a registered address at Palm Grove House, P.O. Box 3186, Road Town, Tortola, British Virgin Islands. Its registered agent is Moore Stephens International Services (BVI) Limited. El Prela Group also has an administrative office c/o Moore Stephens Services SAM, L’Estoril, Bloc C, 31 Avenue Princess Grace, MC 38000, Monaco.

56. **El Prela Trading**: El Prela Trading Investments Ltd. (“El Prela Trading”) is a limited liability company incorporated under the laws of the British Virgin Islands with a registered address at Palm Grove House, P.O. Box 3186, Road Town, Tortola, British Virgin Islands. Its registered agent is Moore Stephens International Services (BVI) Limited. El Prela

Trading also has an administrative office c/o Moore Stephens Services SAM, L'Estoril, Bloc C, 31 Avenue Princess Grace, MC 38000, Monaco.

57. **Alpine Trustees:** Alpine Trustees Ltd. ("Alpine Trustees") is a limited liability company incorporated under the laws of Liberia with a registered address at 80 Broad Street, Monrovia, Liberia. Alpine Trustees acted as trustee to the El Praela Trust from 1994 to 2006.

58. **Port of Hercules:** Port of Hercules Trustees Limited ("Port of Hercules") is a limited liability company incorporated under the laws of the British Virgin Islands with a registered address at Palm Grove House, P.O. Box 3186, Road Town, Tortola, British Virgin Islands. Its registered agent is Moore Stephens International Services (BVI) Limited. Port of Hercules has acted as trustee to El Praela Trust since 2006.

59. El Praela Trust was a 50% owner of Kingate Management. In or about January 2008, Ceretti created El Praela Trading and El Praela Group, both of which were wholly owned by El Praela Trust. On March 31, 2008, Ceretti transferred to El Praela Group all of the shares of Kingate Management held by El Praela Trust.

60. Since 2001, Kingate Management transferred at least \$147 million into one or more bank accounts held by each of El Praela Trust, El Praela Group, Alpine Trustees, Port of Hercules, and El Praela Trading (collectively, the "Ceretti Companies").

61. Ceretti created El Praela Trust, El Praela Group, and El Praela Trading to hold title to assets for the benefit of Ceretti and his family members. The Ceretti Companies have no interests adverse to the interests of Ceretti, and their interests are aligned.

62. Certain of the Ceretti Companies invested, directly or indirectly, at least \$19 million, in the Kingate Funds.

**E. Grosso's Companies**

63. **Ashby Trust**: Ashby Trust is a trust formed in March 1994 under the laws of the Island of Jersey. On May 17, 2011, the laws of the British Virgin Islands were designated as the governing law for Ashby Trust. Grosso and his family members are the beneficiaries of Ashby Trust.

64. **Ashby Holdings**: Ashby Holdings Services Ltd. ("Ashby Holdings") is a limited liability company incorporated under the laws of the British Virgin Islands with a registered address at Palm Grove House, P.O. Box 3186, Road Town, Tortola, British Virgin Islands. Its registered agent is Moore Stephens International Services (BVI) Limited. Ashby Holdings also has an administrative office c/o Moore Stephens Services SAM, L'Estoril, Bloc C, 31 Avenue Princess Grace, MC 38000, Monaco.

65. **Ashby Investment**: Ashby Investment Services Limited ("Ashby Investment") is a limited liability company incorporated under the laws of the British Virgin Islands with a registered address at Palm Grove House, P.O. Box 3186, Road Town, Tortola, British Virgin Islands. Its registered agent is Moore Stephens International Services (BVI) Limited. Ashby Investment also has an administrative office c/o Moore Stephens Services SAM, L'Estoril, Bloc C, 31 Avenue Princess Grace, MC 38000, Monaco.

66. **First Peninsula**: First Peninsula Trustees Ltd. ("First Peninsula") is a limited liability company incorporated under the laws of Liberia with a registered address of 80 Broad Street, Monrovia, Liberia. First Peninsula acts as trustee to Ashby Trust.

67. Ashby Trust was a 50% owner of Kingate Management. In or about November 2007, Grosso created Ashby Holdings and Ashby Investment, both of which were wholly owned by Ashby Trust. On March 31, 2008, Grosso transferred to Ashby Holdings all of the shares of Kingate Management held by the Ashby Trust. Upon written instructions from Grosso on

August 29, 1996, and March 24, 2000, to First Peninsula, it transferred certain shares of Kingate Management to Alpine Trustees.

68. Since 2001, Kingate Management transferred at least \$149 million into one or more bank accounts held by Ashby Trust, Ashby Holdings, Ashby Investment, and First Peninsula (collectively, the "Grosso Companies," and with the Ceretti Companies, the "Ceretti and Grosso Companies").

69. Grosso controls the business and investment decisions for the Grosso Companies. Certain of the Grosso Companies invested at least \$22 million, directly and indirectly, in the Kingate Funds. In October 2007, upon instructions from Grosso to Ashby Trust, it redeemed its entire holdings of Kingate Global.

70. The Grosso Companies have no interests adverse to the interests of Grosso, and their interests are aligned. Ceretti and Grosso authorized the flow of funds into and out of bank accounts opened in Monaco, Bermuda, Guernsey, Island of Jersey, and Switzerland by Port of Hercules, Alpine Trustees, and First Peninsula for Ashby Trust and El Praela Trust.

71. Ceretti and Grosso are beneficial owners of El Praela Trust, El Praela Group, El Praela Trading, Ashby Trust, Ashby Holdings, and Ashby Investment.

**F. The Administrator**

72. **Citi Hedge:** Citi Hedge, formerly known as BISYS Hedge Fund Services Limited ("BISYS") and Hemisphere Management Limited ("Hemisphere"), is incorporated under the laws of Bermuda with a registered address at 9 Church Street, P.O. Box HM 951, Hamilton HM11, Bermuda.

73. In 1994, Kingate Global, Kingate Management, and Hemisphere entered into an agreement appointing Hemisphere the administrator of Kingate Global. On May 1, 2000,

Kingate Euro, Kingate Management, and Hemisphere entered into an agreement appointing Hemisphere the administrator of Kingate Euro.

74. Christopher Wetherhill (“Wetherhill”) founded Hemisphere and was its chief executive officer and president from 1981 to 2000. Wetherhill was a director of the Kingate Funds from their formation until 2008. Wetherhill was an officer of Hemisphere at the same time he was a director of the Kingate Funds.

75. On March 22, 2002, BISYS Group, Inc., BISYS’s parent, acquired Hemisphere and renamed it BISYS.

76. On June 1, 2007, the Kingate Funds and BISYS entered into agreements appointing BISYS as administrator for the Kingate Funds. In or around August 2007, Citi Hedge acquired BISYS and became administrator to the Kingate Funds.

77. The agreements among the Kingate Funds, Kingate Management, Hemisphere, BISYS, and Citi Hedge with respect to administration of the Kingate Funds are collectively referred to as the “Administration Agreements.”

78. Hemisphere and BISYS acted as registrar to each of the Kingate Funds pursuant to agreements effective May 1, 2000 and January 1, 2002. When Citi Hedge acquired BISYS in 2007, Citi Hedge became registrar of the Kingate Funds.

**G. The Custodian**

79. **Bank Bermuda:** HSBC Bank Bermuda Limited, f/k/a Bank Bermuda Limited (“Bank Bermuda”), is a banking institution with a registered address at 6 Front Street, Hamilton, Bermuda.

80. Kingate Global and Kingate Euro entered into custodian agreements with Bank Bermuda’s predecessor, the Bank of Bermuda Limited, on March 1, 1994 and May 1, 2000,

respectively, under which Bank Bermuda agreed to serve as custodian of the Kingate Funds' cash assets.

**H. This Court Has Personal Jurisdiction Over All Defendants**

81. This Court has personal jurisdiction over all defendants under Rule 302 of the New York Civil Practice Law and Rules (Mckinney 2003) ("N.Y. C.P.L.R."), and Rule 7004 of the Federal Rules of Bankruptcy Procedure because the defendants: (i) have intentionally taken full advantage of the rights, benefits, and privileges of conducting business and/or transactions in the State of New York; (ii) purposely availed themselves of the laws of the State of New York by undertaking significant commercial activities in New York and by receiving customer property to their benefit; (iii) derived significant revenue from New York; and (iv) maintained minimum contacts with New York in connection with the Trustee's claims. Defendants derived substantial revenue from direct or indirect investments with BLMIS in New York, and they expected or should have reasonably expected their activities would have consequences in New York.

82. Defendants knew and intended that investments in the Kingate Funds would be transferred to BLMIS in New York to be handled at Madoff's discretion through BLMIS. All defendants intended to, and did, profit from U.S.-based and N.Y.-based activities.

83. All defendants and/or their agents communicated directly with BLMIS in New York or with FIM (USA) in New York. Kingate Management acted as agent for the Kingate Funds. FIM acted as agent for Kingate Management in connection with Kingate Management's duties on behalf of the Kingate Funds. According to the Administration Agreements, Citi Hedge acted as agent for the Kingate Funds. Ceretti and Grosso, as beneficial owners and/or creators of the Management Defendants, the Kingate Funds, and certain of the Ceretti and Grosso Companies, acted as agents for all of those defendants.





90. On or about July 2, 2009, Kingate Global filed Customer Claim No. 15359 and Kingate Euro filed Customer Claim No. 15358 (collectively, the “Customer Claims”) with the Trustee.

91. Citi Hedge is an affiliate of Citigroup, Inc., and Citi Hedge Fund Services, Inc., a Delaware corporation registered to do business in New York with a registered address at 3435 Stelzer Road, Columbus, Ohio 43219.

92. Bank Bermuda used New York banks to transfer funds into BLMIS, transferring investor moneys into, and receiving moneys from, the 703 Account.

## **VI. CERETTI’S, GROSSO’S AND THE KINGATE FUNDS’ ROLE IN MADOFF’S FRAUD**

### **A. The Kingate Funds Enabled Madoff’s Expansion Into New Parts Of Europe**

93. The Kingate Funds were part of BLMIS’s expansion to European investors.

94. In the early 1990s, Sandra Manzke (“Manzke”), a hedge fund manager then affiliated with Tremont (Bermuda) Limited (“Tremont”), introduced Ceretti and Grosso to Madoff.

95. In 1993, Madoff informed fund managers, including Manzke, that going forward BLMIS would only accept institutional investors as customers for its IA Business. Manzke formed the Tremont Broad Market Fund Limited as a domestic investment fund, and Ceretti and Grosso joined with Manzke to create Kingate Global as a foreign investment fund.

96. The Kingate Funds were single-purpose funds created by Ceretti and Grosso to solicit investors for BLMIS primarily from continental Europe, principally in Italy and Switzerland. Ceretti and Grosso prepared, authorized, or otherwise participated in the presentation of the Kingate Funds’ public materials, such as solicitation materials, fact sheets and

other materials sent to shareholders to encourage investments in the Kingate Funds. Major international financial institutions such as HSBC, Grupo BBVA, Banque Privee Edmond de Rothschild, and Anglo Irish Bank invested with BLMIS through the Kingate Funds.

97. The Kingate Funds also offered other fund managers without access to BLMIS an opportunity to invest with BLMIS. For example, Reliance Management (BVI) Limited, the manager of Defender Limited,<sup>3</sup> a separate BLMIS feeder fund, first gained access to BLMIS for its flagship fund, Reliance Multi-Adviser Fund Limited, through Kingate Global.

**B. Ceretti's And Grosso's Close Personal And Business Relationships With Madoff Provided Insights Into Madoff's Fraudulent IA Business**

98. Ceretti and Grosso were part of Madoff's inner circle and had direct access to him. Madoff publicly acknowledged as much, telling one potential investor that he did not meet with investors, and the investor should meet with Grosso to learn about investment with BLMIS.

99. Grosso met with Madoff in New York or London at least two times a year. During those meetings, and the frequent telephone conversations that occurred in between, Grosso and Madoff discussed various matters, including the performance of BLMIS and the Kingate Funds.

100. In 2001, at Madoff's invitation, Grosso met with Madoff and DiPascali at BLMIS's office. The meeting included time spent on the 17<sup>th</sup> floor. The 17<sup>th</sup> floor was off limits to all but a few BLMIS employees, select third parties, and Madoff family members. The computers on the 17<sup>th</sup> floor were antiquated IBM AS 400 computers not connected to the internet or even BLMIS's internal network. Yet a handful of employees were purportedly executing

---

<sup>3</sup>The Trustee filed a separate action in the Bankruptcy Court against Defender Limited in Adversary Proceeding No. 10-05229 (Bankr. S.D.N.Y. 2010).

billions of dollars of trades on a monthly, and sometimes daily, basis with such technology.

Grosso saw that Madoff's IA Business operated from this space.

101. Besides in-person meetings, Ceretti, Grosso, and/or FIM employees participated in no fewer than 286 telephone calls to BLMIS from 2004 to 2008. Grosso was in close contact with Madoff until the last days before Madoff confessed, speaking with Madoff at length on December 2, 2008.

102. Ceretti's and Grosso's relationship with Madoff also included various social engagements, such as dinners in London accompanied by their spouses.

103. Ceretti and Grosso had close relationships not only with Madoff, but with other members of Madoff's inner circle. For example, in addition to the 286 phone calls to BLMIS, between 2005 and 2008, Grosso exchanged 225 phone calls with Jonathan Greenberg of Cohmad Securities Corp., an entity co-owned by Madoff that referred investors to BLMIS. Ceretti also communicated with key feeder fund managers in Madoff's circle. For example, in January 2005, Ceretti communicated with Andrés Piedrahita of Fairfield Sentry Limited, a separate BLMIS feeder fund, concerning Credit Suisse's counseling its clients away from Madoff funds because of risk concerns.

## **VII. THE KINGATE FUNDS' MULTI-LAYER MANAGEMENT STRUCTURE**

104. When Ceretti and Grosso established the Kingate Funds, FIM Limited already owned and managed several well-established investment funds. Instead of using one of FIM Limited's existing investment funds to invest with BLMIS, Ceretti and Grosso created the Kingate Funds. Instead of FIM Limited directly managing the Kingate Funds, Ceretti and Grosso created a new management company, Kingate Management.

105. Kingate Management never had over five employees.

106. On or about March 1, 1995, Kingate Management and Tremont executed a co-manager agreement with Kingate Global. Under that agreement, Kingate Management and Tremont were obligated to evaluate and monitor BLMIS, arrange accounting and administrative services, and provide all other necessary management services to Kingate Global.

107. The Kingate Funds did not charge performance fees. Shareholders in the Kingate Funds were charged a management fee of 1.5% of the Kingate Funds' net asset value, and that fee was then split between co-managers, Kingate Management and Tremont. The Kingate Funds paid Kingate Management a fee of 1% of the assets Kingate Management introduced to the Kingate Funds, and Tremont a 0.5% fee on those same assets. If Tremont introduced the assets to the Kingate Funds, it received the 1% fee and Kingate Management received the 0.5% fee.

108. Figure 1 below shows aggregate management fees in the amount of \$323,767,406 paid by the Kingate Funds from 1997 to 2007:

**Figure 1**

<b>Year</b>	<b>Paid by Kingate Global (USD)</b>	<b>Paid by Kingate Euro (USD)</b>
1997	3,187,062	276,643
1998	7,905,281	1,249,205
1999	13,114,676	2,646,787
2000	17,180,724	2,531,431
2001	22,646,088	4,614,543
2002	25,656,645	5,787,576
2003	28,495,194	7,698,704
2004	31,665,162	9,123,483
2005	34,017,453	10,463,664
2006	34,408,746	9,903,986
2007	38,783,479	12,410,873
<b>Total</b>	<b>257,060,510</b>	<b>66,706,896</b>

109. Figure 2 below reflects additional management fees amounting to \$52,284,724, paid by the Kingate Funds:

**Figure 2**

<b>Year</b>	<b>Paid by Kingate Global (USD)</b>
1996	930,826
Jan - Nov 2008	37,270,793
<b>Total</b>	<b>38,201,619</b>

<b>Year</b>	<b>Paid by Kingate Euro (USD)</b>
1996	61,008
Jan - Apr 2001	1,174,125
Jan - Nov 2008	12,847,971
<b>Total</b>	<b>14,083,105</b>

110. On December 1, 1995, Kingate Management and the Kingate Funds appointed FIM Limited to provide consulting services concerning financial and operational decisions related to the Kingate Funds. FIM Limited received a monthly fee from the fees the Kingate Funds paid to Kingate Management. FIM Advisers replaced FIM Limited as consultant in 2005.

111. Kingate Euro operated in the same manner as Kingate Global, but without Tremont's involvement.

112. On April 23, 2001, the Kingate Funds and Kingate Management appointed FIM Limited as a non-exclusive distributor for the Kingate Funds. In that capacity, FIM Limited identified and solicited potential shareholders, introduced shareholders to Kingate Management, maintained regular contact with shareholders, prepared marketing materials, and supervised communications with prospective and existing shareholders. FIM Advisers replaced FIM Limited as distributor in 2005.

113. In or around 2005, Ceretti and Grosso caused Manzke to resign as director of Kingate Global and terminated the co-manager relationship with Tremont.

114. On or around January 1, 2006, Kingate Management executed another management agreement with Kingate Global designating Kingate Management as the sole manager. All co-manager agreements and management agreements between Kingate Management and the Kingate Funds are collectively referred to as the “Management Agreements.”

115. Kingate Management represented that it would review “the activity of the investment adviser to ensure that it complies with the Funds’ investment guidelines and also [is] undertaking all actions that might be necessary in the furtherance of the investment objectives of the funds.”

116. The Information Memorandum provided to potential shareholders for each of the Kingate Funds stated that Kingate Management “evaluates and monitors the Investment Advisor [BLMIS] and, in general, provides all necessary management services to the Fund.”

117. According to the 2006 Kingate Global Information Memorandum, FIM Advisers “render[ed] consulting advice to [Kingate Management] with respect to certain aspects of the Fund’s operational, administrative, marketing, accounting and legal matters.”

118. The Management Agreements between Kingate Management and the Kingate Funds allowed Kingate Management to delegate its duties to FIM, except for Kingate Management’s continuing obligation to verify the competence of FIM, as the delegate performing Kingate Management’s duties.

**VIII. CERETTI, GROSSO, THE KINGATE FUNDS, THE MANAGEMENT DEFENDANTS, AND CITI HEDGE KNOWINGLY FACILITATED MADOFF'S FRAUDULENT IA BUSINESS**

**A. Efforts To Shield Madoff From Outside Scrutiny**

119. Even though many of the Kingate Funds' shareholders may have known the Kingate Funds were exclusively invested with BLMIS, neither of the Kingate Funds disclosed BLMIS or Madoff by name in the annual Information Memoranda sent to potential shareholders.

120. When asked by an investor if arrangements could be made for an introduction to Madoff, Ceretti responded that was a "sticky issue." In an email dated November 21, 2008, to FIM Advisers' employee Alessandro Albrighti, with a copy to Ceretti, Grosso responded to concerns raised by an analyst regarding Madoff's lack of transparency by explaining one of the Kingate Funds' roles: "[i]t is true that investors do not have direct access to Madoff, who tolerates structures like Kingate to act as buffers between Madoff and investors." FIM's investment committee considered a fund manager's persistent refusal to meet investors as a sign of a high probability of fraud. On at least one occasion, this circumstance prompted FIM to recommend liquidating the holdings with the fund manager.

121. In July 2006, BISYS noted a discrepancy in the net asset valuations of the Kingate Funds. Shazieh Salahuddin at Kingate Management telephoned DiPascali for an explanation. Salahuddin found DiPascali's explanation unsatisfactory and expressed her concern to Ceretti and Grosso. Rather than address Salahuddin's concern, Ceretti instructed her that all concerns should be raised with Kingate Management. Wetherhill did not resolve the discrepancy but reassured Ceretti and Grosso by indicating Wetherhill had spoken with DiPascali.

**B. FIM's High Due Diligence Standards**

122. FIM promoted itself as having a high standard of due diligence. FIM Advisers' website described it as "a leading alternative investment company . . . [with] more than twenty



five years of experience in asset management, with almost fifteen years of advising and managing portfolios of hedge funds.” The website further stated that “FIM’s investment model is based upon a disciplined and structured approach to research, portfolio management, and risk management. The model gives FIM a clear edge in the sourcing of new managers, in conducting in-depth due-diligence, and in structuring portfolios.”

123. FIM undertook extensive due diligence by regular reviews of markets, strategies, managers, and peer groups. FIM required its research specialists to conduct in-depth analysis into every aspect of every potential investment. FIM subjected each portfolio to continuous analysis to ensure that all risk factors were identified and controlled, and that all internal and external management portfolio policies were followed. Risk management was integral to all of FIM’s procedures to ensure “that the manager remains within his own investment limits, and that the fund is being managed according to its stated objective, without developing unexpected risk exposures or strategy drift.”

124. FIM employed what it referred to as “four limbs” of due diligence: qualitative, legal, quantitative, and operational, with each limb having a dedicated team. Its operational and legal due diligence abilities included monitoring “the effectiveness of the systems and procedures used to value the investment portfolio, the independence of the pricing of the portfolio, the effectiveness of the reconciliations performed” and the prime broker arrangement with the fund. Its qualitative and quantitative analysis group monitored the risk of both the portfolio and the individual funds within the portfolio. FIM’s portfolio management group monitored financial information on a weekly basis and compiled it in a database.

125. Under FIM’s standard procedures and using a FIM-created template, each due diligence team had to create a report for every fund in its respective areas of expertise. Those

four reports would then be combined to create a single report, usually 45-50 pages long that would ultimately be presented to the investment committee. FIM spreadsheets applied a scoring system for each of the various “limbs” of due diligence to assist the FIM analysts in evaluating each fund. FIM would not invest in a fund until it completed those due diligence procedures.

126. If a FIM analyst had a concern with an investment, the issue was discussed and more closely monitored, typically with weekly or bi-weekly contact with the fund manager. If a concern persisted for three months, the investment committee’s policy was to redeem the investment.

127. In an August 2007 report, FIM recommended liquidating an investment that its analysts described as “too good to be true” and had “a limited downside” that made them feel “uneasy.” FIM records show that an investment adviser with lack of transparency, lack of independent oversight, and operational issues, and an investment result with low correlation with peer funds were causes for concern. Those characteristics also were present in BLMIS.

**C. The Defendants Knew That FIM’s High Due Diligence Standards Were Not Applied To BLMIS And The Kingate Funds**

128. FIM never created a “four limb” due diligence report for the Kingate Funds.

129. There were no substantive discussions of the Kingate Funds or BLMIS at FIM’s investment committee meetings or monthly strategy meetings.

130. FIM’s due diligence included reporting on fund style, performance, operations, returns, and relevant research for each active position held by its investment funds. A March 2008 FIM Long-Invest report on 31 holdings, including Kingate Global, had detailed information on only 30 holdings; Kingate Global’s page is blank.

131. In March 2008, an investor emailed Kingate Management requesting a due diligence questionnaire, presentation material, and monthly performance and exposure data.

Ceretti and Grosso were the point of contact for questions relating to the business of the Kingate Funds and/or BLMIS's portfolio activity. Salahuddin forwarded the email to Grosso, Ceretti, and Wetherhill, noting that Kingate Management does not have "half the things" requested, such as a standard due diligence questionnaire.

132. In an email to an investor, Grosso acknowledged that "the Kingate Fund . . . has a somewhat unusual structure, and that as a consequence, there are a number of operational D[ue] D[iligence] points that may not be answered to your total satisfaction." An email sent by Grosso in November 2008 to FIM's Head of Operational Due Diligence, Eric Lazear ("Lazear"), acknowledged "[w]e have never done much [due diligence on Kingate], as it will be impossible to go inside Madoff to do a proper D[ue] D[iligence]."

133. After breaking news of Madoff's fraud, Lazear wrote to Grosso:

I know we have to do what is right for FIM, but we need to be cognizant of how this portrays our (FIM) process. [Kingate] is not a fund that went through our normal diligence process and I think it should not be depicted as if it had. We all worked hard to build our process to be the best in the industry, which I think it is, and I do not want it to get out there that one slipped past us when it did not.

134. In a December 12, 2008 email, Lazear stated that he believed BLMIS was a "scam" and that he had emailed Grosso "all the details" to support his beliefs *before* Madoff confessed. He recounted telling Grosso that if Grosso did not own FIM and the Kingate Funds, Lazear would have vetoed any investment with BLMIS.

**D. Ceretti, Grosso, The Kingate Funds, And The Management Defendants Knew That A Proper Audit Of The Kingate Funds By PricewaterhouseCoopers Would Expose Major Badges Of Fraud At BLMIS**

135. Ceretti, Grosso, the Kingate Funds, and the Management Defendants knew as early as 2000 that PricewaterhouseCoopers ("PwC"), the Kingate Funds' auditor, relied solely on reports from Madoff's auditor and did not independently verify any information. Grosso knew

that PwC only checked “the testing at Madoff” against the Kingate Funds’ records (also provided by BLMIS).

136. In a February 2008 email, Grosso conceded to Wetherhill that it “does look as though the auditors have not looked at all into the matter of cash and cash movements [sic] controls. Several questions have not been addressed . . . .” In a separate February 2008 email to Wetherhill, Grosso expressed his concern that PwC might actually “start to ask all sort [sic] of questions next time they visit Madoff.”

**E. Ceretti, Grosso, And FIM Attributed BLMIS’s Remarkably Consistent Returns To Illegal “Front Running”**

137. In 2001, an investment industry analyst published a newsletter that called into question the legitimacy of BLMIS’s SSC strategy. The May 2001 MAR/Hedge newsletter titled “Madoff Tops Charts; Skeptics Ask How” stated that experts were bewildered by Madoff’s unsurpassed ability to achieve consistent returns. The article observed that “others who use or used the strategy are known to have had nowhere near the same degree of success.”

138. Defendants’ response was a “question and answer” document prepared by Grosso for FIM employees marked “INTERNAL NOTE – NOT FOR DISTRIBUTION.” The document scripted answers to potential questions from shareholders about the “red flags” of fraud at BLMIS, including:

- (i) “How can there be such a relative complete lack of volatility in reported monthly returns?”
- (ii) “How can Madoff have the ability to time the market and to turn to cash before market conditions become negative?”
- (iii) “How can Madoff have the ability to buy and sell stocks without noticeably affecting the market?”
- (iv) “Why has no-one been able to duplicate similar results?”

(v) “How come other Wall Street firms have not become aware of the strategy and traded against it?”

(vi) “Why is Madoff willing to earn commissions on trades, but not set up a separate asset management division to offer hedge funds directly to investors?” and

(vii) “Why doesn’t Madoff borrow money and manage funds on a proprietary basis?”

139. In response to the question “[h]ow can Madoff have the ability to time the market and turn to cash before market conditions become negative,” Grosso responded by referring to illegal front running: “Madoff benefits from unique market intelligence derived from the massive amount of order flow it handles daily.”

140. Similarly, Grosso answered the question “[w]hy has no one been able to duplicate similar results,” by alluding to illegal front running: “[B]eing such a large market maker (Madoff currently accounts for about 15% of all equity transactions in the United States), he sees the flows.”

141. Ceretti, Grosso, the Management Defendants and the Kingate Funds knew the SSC strategy could not achieve the results reported in the Kingate Funds’ account statements.

**F. Citi Hedge’s Calculation Of The Kingate Funds’ Net Asset Value Could Not Be Substantiated**

142. As administrator for the Kingate Funds, Citi Hedge:

[D]etermines the net asset value of the Fund’s Portfolio assets attributable to the USD Shares as of the close of business on the last Business Day of each calendar month. . .[and] verifies the prices attributed to the securities held by the USD Shares of the [Kingate Funds] by reference to pricing sources independent of . . .[BLMIS].

143. In addition to calculating the net asset value (“NAV”), Citi Hedge also performed day-to-day administrative services for the Kingate Funds, including preparing and distributing monthly reports to shareholders, processing new shareholder subscriptions, maintaining the

Kingate Funds’ corporate records, disbursing dividends, and paying legal fees, accounting fees, and salaries.

144. In 2000, Grosso asked Tom Healy of Hemisphere, Citi Hedge’s predecessor, to amend the Kingate Funds’ offering memorandum to state that “Net asset valuations . . . are determined by the Administrator based on independent verification regarding the value of the Fund’s portfolio assets . . . as of the close of business on the last Business Day of each calendar month.” Healy confirmed that “[s]o far this year we have been checking all the trade tickets received from Madoff to the monthly statement and doing a 100% verification of the pricing. Therefore, the proposed statement in the prospectus properly reflects what is actually happening.”

145. Citi Hedge and its predecessors received at least \$5,902,037 in fees, based on the Kingate Funds’ NAV, as shown in Figure 3 below:

**Figure 3**

<b>Year</b>	<b>Paid by Kingate Global (USD)</b>	<b>Paid by Kingate Euro (USD)</b>
1997	116,800	22,326
1998	154,382	53,600
1999	231,573	72,322
2000	232,478	55,556
2001	445,988	80,693
2002	502,056	106,135
2003	536,752	135,887
2004	576,603	155,387
2005	605,005	174,290
2006	611,802	165,317
2007	666,795	200,290
<b>Total</b>	<b>4,680,234</b>	<b>1,221,803</b>

**IX. CERETTI, GROSSO, THE KINGATE FUNDS, THE MANAGEMENT DEFENDANTS, AND CITI HEDGE KNEW OF IMPOSSIBLE TRADING ACTIVITY AT BLMIS**

**A. The Kingate Funds' Account Statements And Trade Confirmations Reflected Myriad Trading Impossibilities And Other Badges Of Fraud**

146. For over a decade, the Kingate Funds and the Management Defendants received purported trade confirmations and account statements from BLMIS. Those statements and confirmations revealed purported account activity that included trades executed under the SSC strategy that were both impossible and inconsistent with the strategy.

**1. Impossibility: The Kingate Funds' Returns Were Impossibly Consistent Over Many Years**

147. Ceretti, Grosso, the Kingate Funds, and the Management Defendants touted the Kingate Funds' steady performance notwithstanding the volatility in the markets—including the S&P 100 Index, the very market the SSC strategy purportedly mimicked.

148. In monitoring the Kingate Funds, FIM compared the Kingate Funds' performance against Standard & Poor's 500 Index ("S&P 500 Index"), which is highly correlated to the performance of the S&P 100 Index. FIM also tracked the Kingate Funds' results against the results of other Madoff feeder funds, such as Fairfield Sentry and Tremont—which Ceretti and Grosso knew were mostly invested with BLMIS.

149. The Kingate Funds' implausibly consistent, positive rates of return during events that caused financial markets—including the S&P 100 Index—to plunge, such as: (1) the burst of the "dot com" bubble in 2000; (2) the 2000-2002 bear market, including the disastrous market impact of the attacks of September 11, 2001; and (3) the recession and housing crisis of 2008.

150. From April 1999 until November 2008, the Kingate Funds averaged annual returns of approximately 12.4%. During that same 116-month period, the S&P 100 Index experienced

55 months of negative returns. The Kingate Funds, which were supposed to have returns mimicking the S&P 100 Index, had negative returns in only five months of the same period.

151. The Kingate Funds continued to generate positive returns during the last 14 months of BLMIS’s existence, when the S&P 100 Index fell 39.4%. The SSC strategy was designed to moderate any violent swings in the market—this was the purported purpose of the options “collar.” Instead, the Kingate Funds profited from a strategy based on short-term trades, an inherently high-risk strategy, where the risk paid off month after month.

152. Figure 4 below compares the annual rates of return for the Kingate Funds for the period 1999 to 2008, with the rate of return for the S&P 100 Index, which the Kingate Funds were supposed to mimic:

**Figure 4**

**Kingate Funds Rates of Return v. S&P 100 Index Rates of Return  
1999-2008**

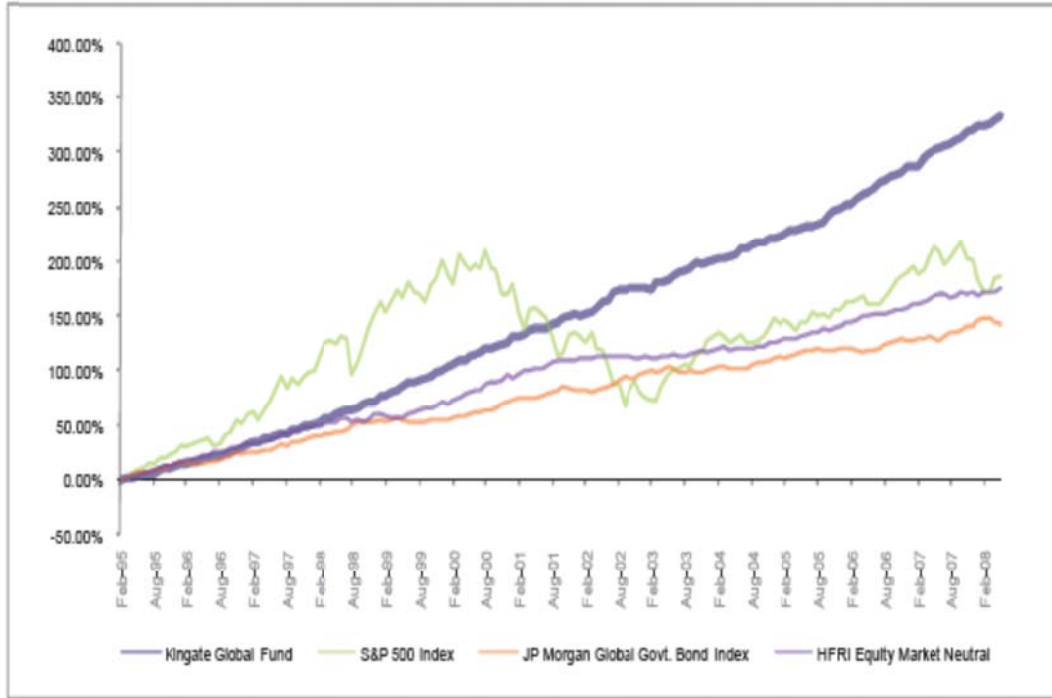
<b>Year</b>	<b>Kingate Euro Rate of Return</b>	<b>Kingate Global Rate of Return</b>	<b>S&amp;P 100 Index Rate of Return</b>
1999	17.9%	18.2%	31.3%
2000	14.8%	14.6%	(13.4%)
2001	13.7%	13.7%	(14.9%)
2002	12.1%	12.2%	(23.9%)
2003	10.9%	10.8%	23.8%
2004	9.9%	10.0%	4.5%
2005	10.3%	10.5%	(0.9%)
2006	13.3%	13.1%	15.9%
2007	10.9%	11.0%	3.8%
2008	9.3%	9.4%	(36.9%)



153. The May 2008 fact sheet that the Kingate Funds sent monthly to shareholders compared their returns to that of other indices, including the S&P 500, and reported their findings in a chart replicated below:

Figure 5

Cumulative Performance – March 1995 – May 2008



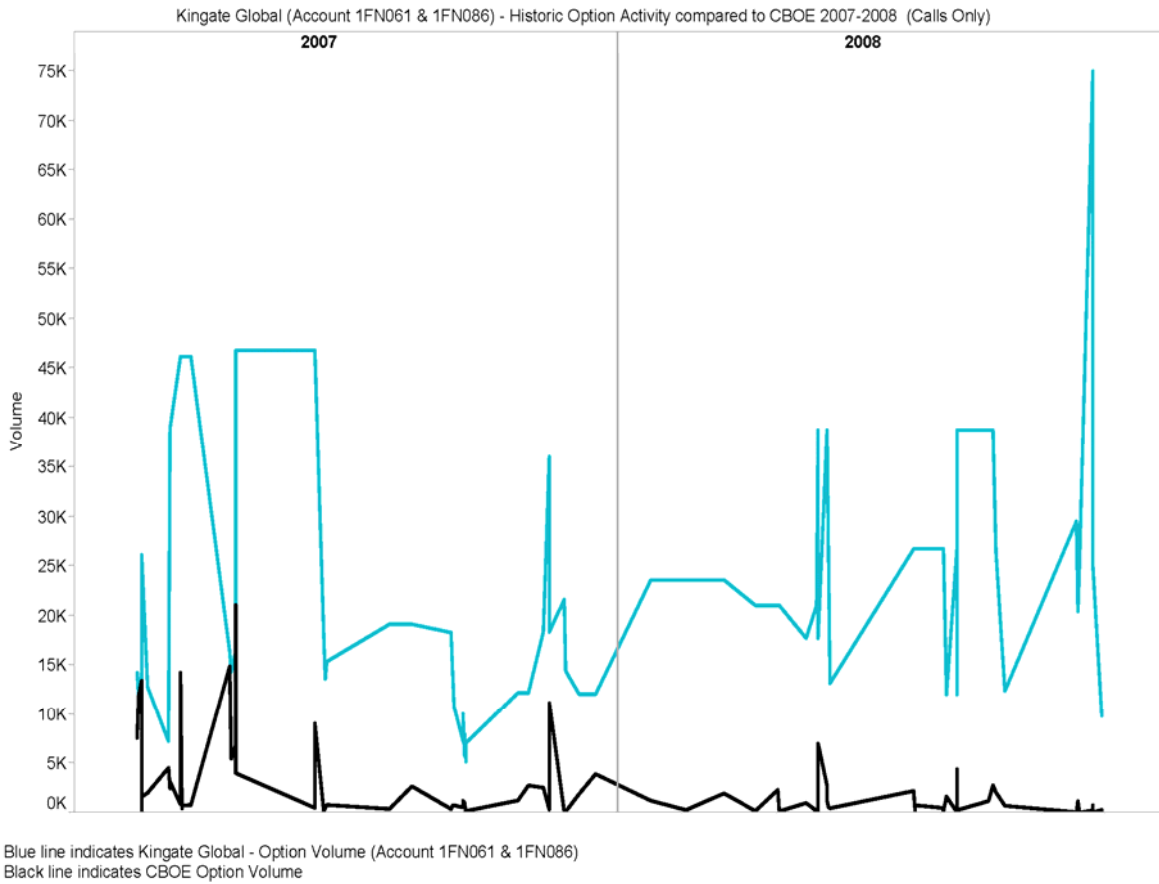
154. Ceretti, Grosso, the Kingate Funds, the Management Defendants, and Citi Hedge knew that if the SSC strategy were based on the S&P 100 Index, it could not produce these results.

**2. Impossibility: The Kingate Funds’ BLMIS Account Statements Reflected Impossible Options Volume Trading**

155. According to the BLMIS account statements and trade confirmations reviewed by Ceretti, Grosso, the Kingate Funds, the Management Defendants, and Citi Hedge, BLMIS was transacting millions of put and call options contracts in the S&P 100 Index (“OEX options”). Based on available information, from 1998 through November 2008, the options trading volume that BLMIS reported for the Kingate Funds’ accounts alone exceeded the total number of OEX options traded on the Chicago Board Options Exchange (“CBOE”), for that contract on that day,

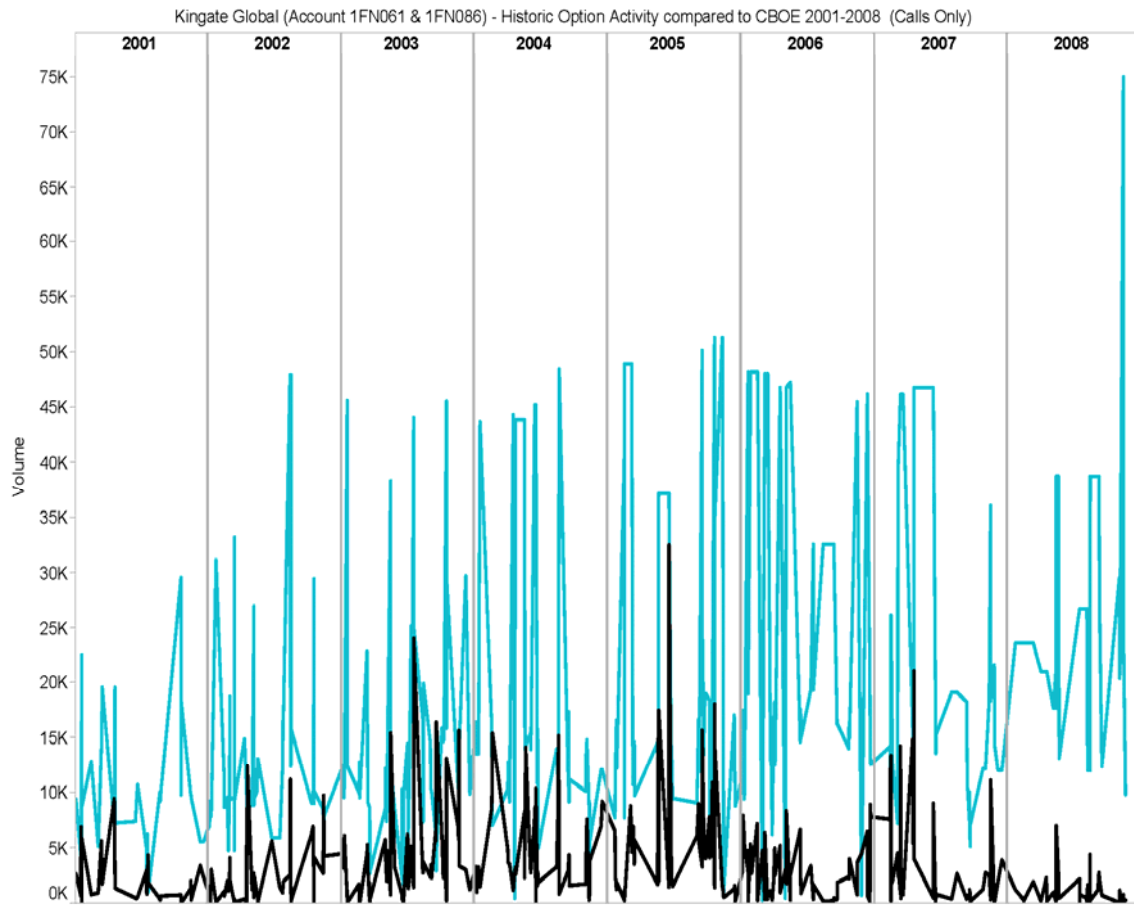
91.1% of the time. The chart below illustrates the purported trades for the Kingate Funds in 2007 and 2008, and the real activity in the CBOE at the same time:

**Figure 6**



156. Since 2001, the call options purportedly purchased for the Kingate Funds exceeded the CBOE market volume for the same securities, as illustrated below:

Figure 7

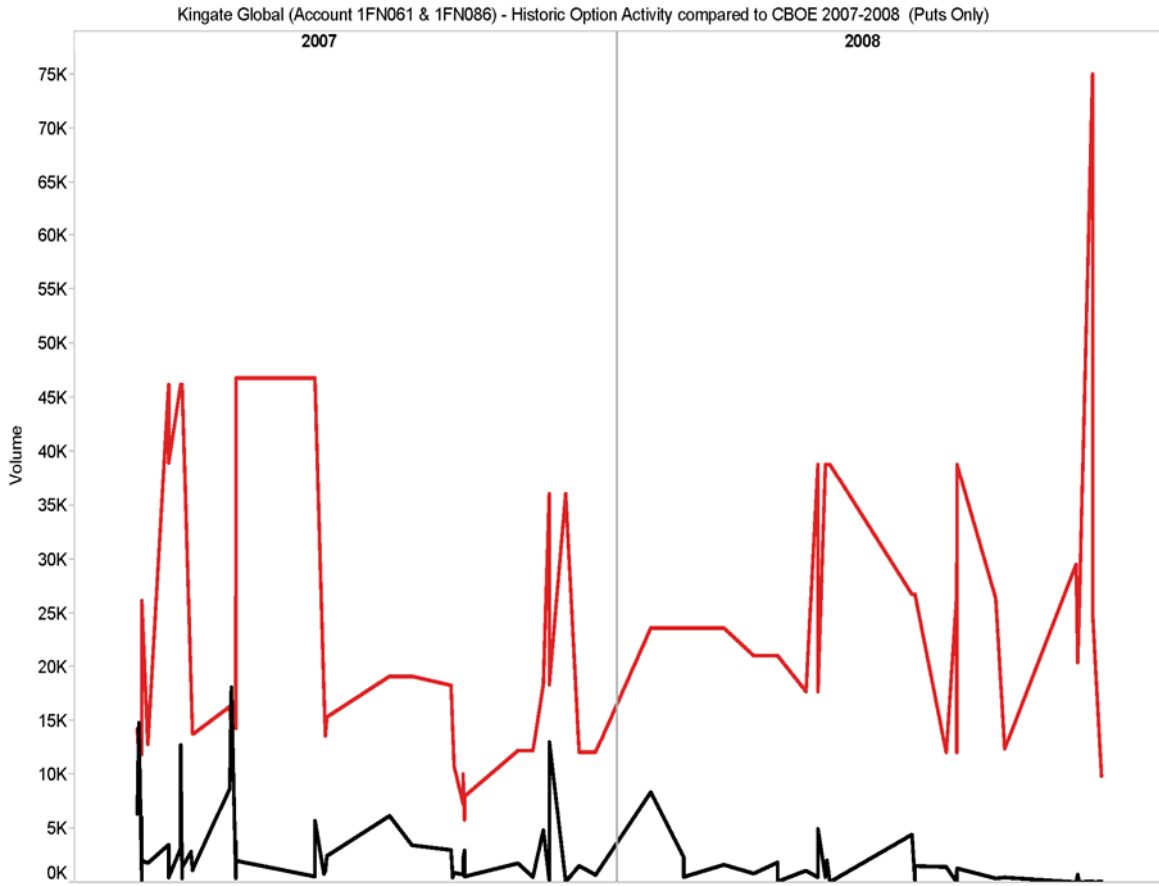


Blue line indicates Kingate Global - Option Volume (Account 1FN061 & 1FN086)  
Black line indicates CBOE Option Volume

157. On June 15, 2001, for OEX call options with a July expiration and a strike price of 630, the entire market volume for the CBOE was 490. On behalf of Kingate Global alone, BLMIS purportedly sold 6,271 OEX call options, which was nearly 13 times the volume traded for the entire market. On the same day, for OEX put options with a July expiration and a strike price of 624, the entire market volume for the CBOE was 1,149. On behalf of Kingate Global alone, BLMIS purportedly purchased 6,271 OEX put options.

158. Similar impossibilities are evidenced by looking at the put option volume purportedly traded for the Kingate Funds compared to the CBOE. The graph below illustrates the put options purportedly traded for the Kingate Funds in 2007 and 2008, compared to the volume traded of the CBOE:

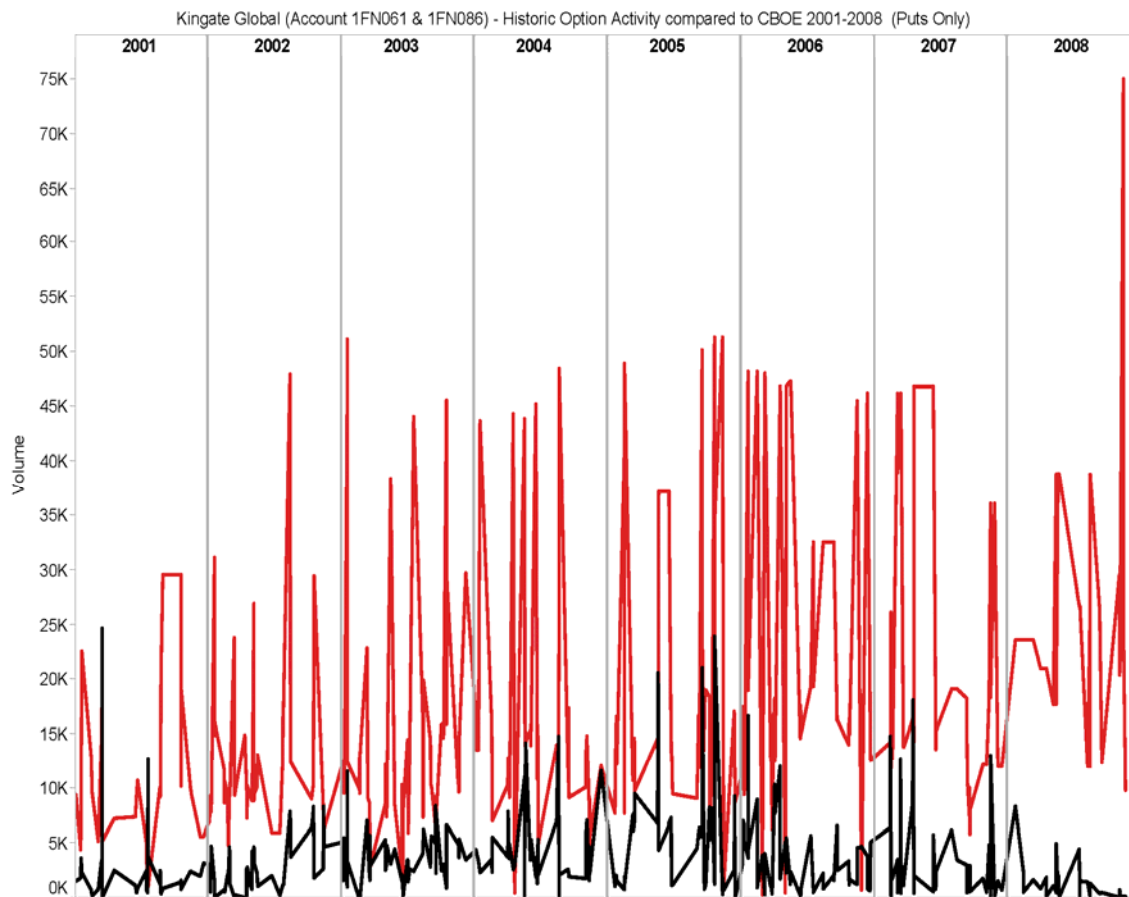
Figure 8



Red line indicates Kingate Global - Option Volume (Account 1FN061 & 1FN086)  
Black line indicates CBOE Option Volume

159. The following chart shows the Kingate Funds' impossible purported trading volume of OEX put options from 2001 to 2008, contrasted with the actual trading of the same put options executed on the CBOE:

Figure 9



Red line indicates Kingate Global - Option Volume (Account 1FN061 & 1FN086)  
Black line indicates CBOE Option Volume

160. On January 16, 2004, BLMIS purportedly purchased 9,088 OEX put options (with a February expiration and a strike price of 560) for Kingate Euro, when the total volume traded on the CBOE for those OEX put options for that day was 2,324. Also on that day, BLMIS purportedly sold 9,088 OEX call options (with a February expiration and a strike price of 570) for Kingate Euro, when the total volume traded on the CBOE for those OEX call options for that day was 1,515.

161. The occurrence of an OEX option trading at more than 50% of the total volume traded on the CBOE would be an aberration. Yet, from 1998 to 2008, there were at least 1,162 options trades exceeding the entire volume for comparable options traded on the CBOE in the Kingate Funds' accounts alone. When verifying the Kingate Funds' purported trading activity, Ceretti, Grosso, the Management Defendants, the Kingate Funds and Citi Hedge could not believe that it was possible to trade above the market volume for any security even once.

162. Exchange-traded securities, including options traded on the CBOE, have a unique identifier known as a "CUSIP" number, which allows traders to quickly access electronic information regarding a transaction. Options traded over the counter ("OTC") are not assigned a CUSIP number. Despite that fundamental difference, and notwithstanding Madoff's claim that the trades were private OTC transactions, the BLMIS trade confirmations reviewed and verified by Ceretti, Grosso, the Kingate Funds, the Management Defendants, and Citi Hedge all included a CUSIP number indicating that the options were traded on the CBOE. Ceretti, Grosso, the Kingate Funds, the Management Defendants, and Citi Hedge knew that BLMIS was not trading in the OTC market.

### **3. Impossibility: The Volume Of BLMIS's Reported Equity Trades**

163. In January 2000, Ceretti had information that BLMIS's assets under management were estimated at \$10 billion. Ceretti, Grosso, the Kingate Funds, and the Management



Defendants knew, therefore, that the Kingate Funds' investments with BLMIS would comprise at least 12.7% of Madoff's total assets.

164. In August 2006, when BLMIS registered as an investment adviser, it represented that it had approximately \$11.7 billion of assets under management as of the end of July 2006. BLMIS stated that it managed \$13.2 billion as of the end of 2006. The Kingate Funds' account statements from BLMIS reported balances of approximately \$2.8 billion as of July 2006, and \$3.0 billion as of December 2006. Based on the reported \$13.2 billion in assets under management, Ceretti, Grosso, the Kingate Funds, the Management Defendants, and Citi Hedge knew that as of July 2006 and year-end 2006, the Kingate Funds comprised no more than 24.4% and 22.7%, respectively, of BLMIS's assets under management.

165. Because BLMIS purported to execute the SSC strategy in block trades and then allocate the shares or options across all of its accounts, Ceretti, Grosso, the Kingate Funds, the Management Defendants, and Citi Hedge knew that the aggregate volume of trades purportedly executed by BLMIS was over four times the volume BLMIS claimed to have traded for the Kingate Funds.

166. The Kingate Funds' account statements, reviewed and verified by Ceretti, Grosso, the Kingate Funds, the Management Defendants, and Citi Hedge, indicated that from 1998 through 2008, at least 237 times, BLMIS's purported individual stock trades for the Kingate Funds purportedly exceeded 10% of a stock's trading on the entire composite tape, which includes all listed and unlisted market volumes. That trading result is highly improbable, if not impossible.

167. On September 22, 2006, BLMIS purportedly traded for the Kingate Funds 618,792 shares of Wells Fargo & Company (WFC), comprising 17.4% of the total shares traded

on the composite tape. With the Kingate Funds accounting for approximately 24% of the reported assets that BLMIS purportedly was trading, Ceretti, Grosso, the Kingate Funds, the Management Defendants, and Citi Hedge thus knew that BLMIS was purportedly trading over 70% of the shares of WFC traded that day. That trading result is highly improbable, if not impossible.

168. Any trade comprising 50% of the market of any one S&P 100 Index equity in one day is highly improbable, if not impossible. Ceretti, Grosso, the Kingate Funds, the Management Defendants and Citi Hedge reviewed and verified at least five separate transactions between 2006 and 2008 where BLMIS traded over 50% of the shares for an equity on the S&P 100 Index.

169. Trading volumes at the levels reported by BLMIS would have moved the price of that stock significantly. No such movement was apparent, because no trades were ever made. The opening price for WFC on September 22, 2006, was \$36.28. BLMIS purportedly sold over 2.5 million shares of WFC that day for a weighted average price of \$36.22. The closing price for those shares was \$36.01. The price of that stock was unaffected by BLMIS's purported trades. Despite purportedly trading over 70% of the shares throughout the day, BLMIS was still able to sell at a price above the midpoint.

#### **4. Impossibility: BLMIS Purported To Sell Equities and Options Outside The Daily Reported Price Ranges**

170. In an April 2010 meeting with the Kingate Funds' liquidators, Grosso explained that FIM would conduct an extensive analysis of the Kingate portfolio on a monthly basis, which included comparing the prices of the trades with the range of prices of the day on which the trades took place. Ceretti, Grosso, the Kingate Funds, the Management Defendants, and Citi

Hedge also reviewed the BLMIS trade confirmations monthly. The trade confirmations showed the prices for every purchase and sale of stocks and options.

171. At the end of each month, Kingate Management received the BLMIS account statements. Kingate Management then prepared spreadsheets detailing the month's trading activity and identifying equities, options, Treasury Bills, and dividends. Kingate Management forwarded those spreadsheets to FIM.

172. Those spreadsheets identified whether BLMIS trades were "within range," *i.e.*, whether each trade fell within the daily low and high prices for the stock on that day.

173. BLMIS purported to make at least 281 "out of range" equity and options trades for the Kingate Funds from 1998 to 2008. In at least 281 instances, the pricing "verified" by Citi Hedge and the Management Defendants for a particular security was outside the range of prices at which that security traded on that particular day.

174. Account statements for October 2003 reported purchases of 984,137 shares of Intel Corporation (INTC) for Kingate Global and 240,240 shares for Kingate Euro, with a settlement date of October 7, 2003. BLMIS trade confirmations indicated that those shares were purchased on October 2, 2003 for \$27.59 per share. However, the price for INTC on October 2, 2003 ranged from a low of \$28.41 to a high of \$28.95. Ceretti, Grosso, the Kingate Funds, the Management Defendants, and Citi Hedge knew from the Kingate Funds' own statements, therefore, that Madoff was lying—he could not have purchased shares at a lower price than the lowest price for the day. If the Kingate Funds had purchased over 1.2 million shares of INTC on that date, the range between the high and low would have been significantly greater than the \$0.54 difference between \$28.41 and \$28.95, because \$27.59 is \$0.82 lower than the low for that day.

175. The Kingate Funds' account statements for December 2006 reported sales of 233,281 shares of Merck (MRK) for Kingate Global, and 60,449 shares of MRK for Kingate Euro, with a settlement date of December 28, 2006. The Kingate Funds' trade confirmations indicated that those shares were sold on December 22, 2006 for \$44.61. On December 22, 2006, shares of MRK traded at a high of \$43.42 and a low of \$42.78.

176. BLMIS reported at least 836 trades of Treasury Bills outside the daily price range by at least 1 basis point, and at least 144 trades outside the daily price range by at least 10 basis points.

177. Ceretti, Grosso, the Kingate Funds, the Management Defendants, and Citi Hedge reviewed and verified thousands of trades outside of the daily range, none of which could be the result of legitimate trading activity.

#### **5. Impossibility: Madoff's Statistically Impossible Execution When Allegedly Buying And Selling Stocks**

178. The Kingate Funds' trade confirmations and account statements revealed that Madoff consistently purchased equities at or near monthly lows and sold equities at or near monthly highs.

179. Madoff claimed that he was time slicing, *i.e.*, entering the market at different times throughout a trading day, and that the equity price reported on an account statement reflected the average price. When Madoff claimed to be purchasing equities, the reported average price was almost always in the lower half of the daily trade range, and when he claimed to be selling equities, the sale price was almost always in the upper half of the daily trade range.

180. The Kingate Funds' account statements and trade confirmations indicate that from 1998 to 2008, approximately 81% of equity buys occurred in the lower half of the daily price range, and approximately 74% of equity sales occurred in the upper half of the daily price range.

This consistent execution was statistically impossible, because if Madoff were purchasing or selling a stock several times throughout the trading day, the reported prices would have gravitated toward the daily midpoint.

181. On October 7, 2003, BLMIS purported to purchase 719,516 shares of Wal-Mart Stores Inc. (WMT) for the Kingate Funds at a price of \$57.76. The low for WMT that day was \$57.71, and the high was \$58.90. The volume weighted average price was \$58.46. The Kingate Funds' purported purchase would have been roughly 10% of the traded volume for WMT on that day. It was statistically impossible for BLMIS to have purchased that many shares of WMT for that price on that day.

182. Ceretti, Grosso, the Management Defendants, the Kingate Funds, and Citi Hedge knew that Madoff claimed to be time slicing, and that reported stock prices from multiple purchases or sales of a stock throughout a trading day would gravitate toward the daily midpoint.

**6. Badge Of Fraud: BLMIS Avoided SEC Reporting Requirements By Consistently Claiming To Be Out Of The Market At Quarter-End And Year-End Even Though Such Investment Behavior Was Inconsistent With The SSC Strategy**

183. Various SEC reporting requirements are triggered when securities are invested in the market at either the end of the quarter or the end of the year. To evade those reporting requirements, Madoff purported to liquidate all investments at those times and invest the proceeds in Treasury Bills.

184. Ceretti, Grosso, the Kingate Funds, the Management Defendants, and Citi Hedge reviewed and verified BLMIS statements, and thus knew that the Kingate Funds purportedly were invested in Treasury Bills at every quarter-end and year-end.

185. Madoff's practice of exiting the market according to the calendar, rather than market or economic indicators, was a badge of fraud. Ceretti, Grosso, the Kingate Funds, the

Management Defendants, and Citi Hedge knew Madoff touted “market-timing” as a cornerstone of the SSC strategy and that Madoff’s practice of liquidating all stocks and options at quarter-end and year-end contravened that strategy.

**7. Badge Of Fraud: Madoff’s Purported Options Trades Were Inconsistent With The SSC Strategy**

186. As part of the SSC strategy, Madoff claimed to buy put options and sell call options to hedge losses on the underlying basket of equities. On 126 occasions, the Kingate Funds’ account statements purported to show gains resulting from transactions inconsistent with the SSC strategy. Certain of those transactions involved short-term speculative options trading that resulted in substantial gains for the Kingate Funds.

187. In 2008, Kingate Global and Kingate Euro each participated in two such “trades” that generated gains of approximately \$25.5 million and \$8.8 million, respectively. Those transactions represented approximately 11% of the total returns for the Kingate Funds in 2008. One of those trades reflected on each of the Kingate Funds’ account statements showed an option trade in the middle of the month that accounted for 50% of the returns for that month. Those gains purportedly were achieved through speculation in the options market.

188. Between 1996 and 2008, Kingate Global and Kingate Euro purportedly achieved gains over \$136 million and \$32 million, respectively, from such trades, which were inconsistent with the SSC strategy. Ceretti, Grosso, the Kingate Funds, the Management Defendants, and Citi Hedge knew that speculative options trading, and the substantial gains such trading purportedly achieved, contradicted the SSC strategy.

189. Additionally, the SSC strategy required that the put and call “collar” be adjusted to reflect changes in the basket of equities if some of the underlying equities were sold before liquidation of the entire basket. BLMIS’s falsified account statements indicated that BLMIS

often sold out of an equity position prior to liquidating the entire basket and did not adjust the collar for that sale. Between January 2000 and November 2008, the composition of underlying equities for the Kingate Funds changed without a corresponding adjustment to the collar approximately 64 times.

190. Ceretti, Grosso, the Kingate Funds, the Management Defendants, and Citi Hedge knew that many of BLMIS's options trades contravened Madoff's SSC strategy.

**8. Badge Of Fraud: The Kingate Funds' Trade Confirmations Frequently Contained Settlement Anomalies In Purported Options Transactions**

191. Ceretti, Grosso, the Kingate Funds, the Management Defendants, and Citi Hedge ignored reported options transactions made for the Kingate Funds that settled in a time range outside of industry norms. According to industry standards, the settlement date for listed options is the business day following the trade date, referred to as T+1. Even if the trades were made in the OTC market, Madoff claimed the terms were identical to exchange-traded options requiring the same settlement terms.

192. At least 555 of the 2,149 total options contracts reportedly executed for the Kingate Funds between 1998 and 2008 settled outside the normal period of T+1, thereby failing to comply with standard trading practices.

193. Ceretti, Grosso, the Kingate Funds, the Management Defendants, and Citi Hedge reviewed and verified the trades with these irregularities that departed from the industry norm.

**9. Badge Of Fraud: The Dividend Activity Shown On Customer Statements Was Inconsistent With The Dividend Activity Sophisticated Investors Would Expect**

194. Certain equities that BLMIS purportedly purchased paid dividends. At various times when not in the market, customer funds were purportedly invested in a money market fund

that also paid dividends. On 432 occasions, the Kingate Funds' account statements reflected payments of dividends on dates and/or in frequencies inconsistent with industry practice.

195. Kingate Global's account statements showed purported dividends from money market funds being paid on 217 occasions from December 1995 to November 2008. On 212 of those occasions, *i.e.*, 97.7%, the statement showed a payment date for those dividends that differed from the date on which the money market fund actually paid dividends.

196. Kingate Euro's account statements showed dividends from money market funds being paid on 226 occasions from February 1996 to November 2008. On 220 of those occasions, *i.e.*, 97.3% of the time, the customer statements showed a payment date for those dividends that differed from the date on which the money market fund paid dividends.

197. Typically, money market funds declare dividends daily and pay such dividends monthly. If an entity transacts in a money market fund multiple times in one month, that activity is tracked, the proper dividend is accrued for the days invested, and the dividend is paid at one time. BLMIS's account statements issued to the Kingate Funds, however, showed a dividend being paid upon each sale transaction of the money market fund. The Kingate Global account statements showed multiple dividends from the same money market fund in 40 of 156 months, *i.e.*, 25.6%. Similarly, the Kingate Euro account statements showed multiple dividends from the same money market fund in 43 out of 155 months, *i.e.*, 27.7%.

198. Ceretti, Grosso, the Kingate Funds, the Management Defendants, and Citi Hedge reviewed and verified statements showing highly improbable, if not impossible, dividend payments.



**10. Badge Of Fraud: The Kingate Funds' Account Statements Reflected Illegal Margin Trades**

199. When a customer purchases assets, that purchase must be made with the customer's available funds. When a customer purchases securities, the value of which exceeds the cash value of that customer's account, the customer is said to be buying on "margin." The Kingate Funds did not have a margin account with BLMIS.

200. Between 1998 and 2008, the Kingate Funds' cash accounts with BLMIS showed a negative balance on 220 separate occasions over approximately 609 days. These negative balances were the result of illegal margin trades Madoff purported to make on behalf of the Kingate Funds.

201. For two days in July 1999, the Kingate Global account had a negative balance of \$28,421,606. The average negative balance was \$13,815,039 for six days in June of 2004. During those same respective time periods, the Kingate Euro account had an average negative balance of \$5,272,252 and \$3,742,508.

202. The negative balances resulted from: (i) the purported purchase of equities that exceeded the value of the Treasury Bills purportedly sold to fund the purchase of a stock or put option; (ii) the purported purchase of put options before the purported sale of call options necessary to fund the purchase of the put options; or (iii) cash being withdrawn prior to the purported sale of equities to fund the withdrawal.

203. For example, on January 29, 1998, BLMIS purported to purchase equities for Kingate Global's account but did not sell Treasury Bills necessary to fund the purchase until the next day, which resulted in a negative cash balance of \$2,369,373.46. Trading confirmations likewise showed a move into equities before the Kingate Funds obtained cash from the sale of Treasury Bills to fund that purchase.

204. On January 20, 2006, Kingate Global withdrew \$35 million from its BLMIS account, resulting in an average negative balance in the account of \$25,403,644 for 11 days.

205. BLMIS never charged the Kingate Funds margin interest. As sophisticated and experienced investors and financial institutions, Ceretti, Grosso, the Kingate Funds, the Management Defendants, and Citi Hedge knew BLMIS's apparent interest-free "loans" of tens, if not hundreds, of millions of dollars, when their accounts had insufficient balances to cover the purchase price of the securities and/or cash withdrawals, evidenced fraudulent activity at BLMIS, or at a minimum suggested a high probability of fraud.

**B. Defendants Acquired Knowledge Of Fraudulent Activity At BLMIS From Various Sources In Addition To The BLMIS Account Statements**

**1. Lack Of Scalability**

206. Based upon their experience and sophistication in investment management, Ceretti, Grosso, the Kingate Funds, the Management Defendants, and Citi Hedge knew that in the financial markets, scalability is the ability of an investment strategy to handle higher trading volumes or growing assets under management. As assets under management increase and a fund grows, it becomes more difficult for the fund to find opportunities of a scale proportional to the fund's size.

207. In a meeting in 1999, Grosso informed Island Storm Limited, a potential investor, that BLMIS had about \$6 billion to \$8 billion in assets under management.

208. Ceretti, Grosso, the Kingate Funds, the Management Defendants, and Citi Hedge knew that Madoff's SSC strategy, which purportedly capitalized on inefficiencies in the S&P 100 Index, was inherently limited, as the equities on which the strategy was based were among the most efficiently traded and carefully tracked stocks on the market.

209. The SSC strategy was not scalable for the amount of BLMIS's purported assets under management. To execute the SSC strategy with at least \$8 billion of assets under management, BLMIS would have needed approximately \$8 billion in notional value in call options. Between 2000 and 2008, there were not enough options on the entire market to implement Madoff's purported SSC strategy at any point in time.

210. Ceretti, Grosso, the Kingate Funds, the Management Defendants, and Citi Hedge knew that the SSC strategy could not sustain a fund the size of BLMIS's scale, and continue to deliver such consistent returns.

## **2. Purported Options Contracts Entered Into By The Kingate Funds Did Not Identify Counterparties**

211. Options trades that are made in the OTC market are pursuant to private contracts between a party and a counterparty. At times, Madoff claimed to be trading options in the OTC market, which would have required BLMIS to enter into private, individually negotiated, arm's-length contracts with willing counterparties. If the counterparty failed to perform, the Kingate Funds, not BLMIS, would be exposed to the risk.

212. BLMIS identified no counterparties to the Kingate Funds. No experienced investor or financial institution, such as Ceretti, Grosso, the Kingate Funds, the Management Defendants, or Citi Hedge, would knowingly accept the excessive risk of unidentified counterparties to options contracts.

213. Madoff claimed that counterparties entered into agreements identical to those executed by BLMIS's investors, and he also declared that counterparties were obligated to deposit Treasury Bills as collateral for performance. But Ceretti, Grosso, the Kingate Funds, the Management Defendants, and Citi Hedge saw no such agreement, and they never requested or received any confirmation of where and how those Treasury Bills were posted.

214. Grosso represented to shareholders that Madoff used 20 to 30 counterparties and that they “comprise the usual suspects.” Grosso, Ceretti, the Kingate Funds, the Management Defendants, and Citi Hedge did not and could not identify the options counterparties.

215. Madoff also claimed that counterparties took an investor’s equity positions as collateral for performance, in direct contradiction to Madoff’s representation that a counterparty could not seize a BLMIS investor’s equity positions. Madoff’s representation was false, because there was no restriction on an investor’s right to withdraw funds from, or close out, its account, thus eradicating any rights in collateral that a counterparty could have had.

216. Because BLMIS allegedly traded options in large blocks and then divided the contracts proportionally among its investors, a counterparty would not know upon which party it was relying for performance. Ceretti, Grosso, the Kingate Funds, the Management Defendants, and Citi Hedge knew this was a badge of fraud.

### **3. BLMIS Lacked Independent Oversight And Customary Internal Controls**

217. Grosso claimed in a 2007 investment publication that FIM Advisers is “risk conscious to the point of being obsessive,” and that FIM Advisers considers “operational risk to be as much of a threat as market or strategy risk.” Ceretti noted the high percentage of single-manager failures that were related to operational risk. According to that publication, FIM Advisers had terminated managers for growing beyond their operational support structure.

218. Ceretti, Grosso, the Kingate Funds, the Management Defendants, and Citi Hedge knew that BLMIS performed multiple roles in the fund process—it was the investment adviser, custodian, and broker-dealer that initiated and executed the purported trades. There was neither an independent custodian to hold and assure the proper segregation of assets nor an independent third-party to verify the existence of assets, transactions and their value.

219. When a Hemisphere employee told Ceretti in May 2000 that a potential investor was concerned with Madoff's role as both broker and manager, Ceretti responded "keep them away from now on and let me know if they contact you again."

220. In an operational due diligence report created in or about 2004, FIM acknowledged the lack of internal controls by listing Kingate Global as "[b]elow expectations" for fund legal set-up and corporate governance. In 2007, FIM expanded its conclusion, stating "[t]here is a lack of independent oversight of the fund as there is no prime broker and the co-managers have delegated substantially all of the trading authority to the advisor." FIM noted further that the Kingate Funds' administrator relies "on information provided by the advisor and as such this compromises the independent nature of the service. The same applies to FIM's analysis of the performance."

221. According to its regulatory filings with the SEC, BLMIS lacked the staff necessary to perform its purported investment adviser functions, including monitoring and researching the markets, executing the equities and options trades in accordance with the SSC strategy, and taking and verifying custody of securities.

222. In light of their own experience and knowledge of the industry, the knowledge acquired through frequent contacts with Madoff, people in his inner circle and representatives of other funds investing with BLMIS, and visits to the IA Business premises, Ceretti, Grosso, the Kingate Funds, the Management Defendants, and Citi Hedge knew or willfully blinded themselves to the fact that BLMIS lacked the personnel necessary to conduct research on the investment opportunities, execute the purported trades in the IA Business, and manage the billions in assets it purportedly had under management.

**4. Ceretti, Grosso, The Kingate Funds And The Management Defendants Knowingly Ignored The Warnings Of Fraudulent Activity At BLMIS Raised By Third Parties**

223. In January 2005, Ceretti knew that Credit Suisse had advised its clients to sell funds invested with BLMIS because the investment strategy was too risky.

224. In 2007, Merrill Lynch informed FIM directly that it would not invest with the Kingate Funds because of concerns with Madoff.

225. In June 2008, HSBC issued a warning about the Kingate Funds due to the lack of communication and information coming from Madoff regarding his strategy and the IA Business. Grosso dismissed the HSBC analyst as a “junior guy” and a “joker” for “rehashing old arguments” against Madoff. Grosso admitted that such concerns about Madoff were “not new” and that “[t]his has been going on for 20 years.” Ceretti communicated directly with an HSBC Monaco representative, “remind[ing] them that they [HSBC] are [] administrator of Kinagate [sic] and sevral [sic] other funds and that also several clients are banking with them . . . .” The HSBC Monaco representative reassured Ceretti that people would be fired for issuing the warning.

226. In November 2008, Grosso was informed by another analyst of his concerns about BLMIS’s lack of transparency and Madoff’s possible conflict of interest. Grosso attacked that analyst’s professionalism and experience and dismissed the analyst’s concerns, stating that it was “quite evident that [the analyst] has only a very limited knowledge of options strategies, as well as a very imperfect understanding of the Kingate structure, and possibly a poor understanding of the U.S. broker-dealer industry, its structure, functioning, and regulation.”

227. Each one of these warnings required due diligence into BLMIS.

**5. BLMIS, Known As A High-Technology Firm, Provided Only Time-Delayed Paper Statements**

228. Investment managers typically have technology and systems in place that allow clients to obtain account statements, balances, and other details electronically. By at least June 2000, granting clients electronic access to their accounts was industry practice, particularly because of the Electronic Signatures in Global and National Commerce Act, 15 U.S.C. § 7001, which permits using electronic records to comply with federal law. Throughout the 2000s, consumers were also conducting transactions and accessing their checking and savings accounts online.

229. Although it was customary in the industry, and although Madoff held himself out as a pioneer of electronic trading technology, he did not provide his customers with electronic access to their accounts. BLMIS instead used outmoded technology and provided only printed account statements and paper trade confirmations sent by U.S. mail, three to four days after the trades purportedly occurred. That practice enabled Madoff to pick trades, prices, and securities for customer statements using historical trading data.

230. As early as 1997, a Hemisphere employee informed Grosso that Hemisphere ordinarily received Madoff's pricing information six working days after the trade occurred.

231. Ceretti, Grosso, the Kingate Funds, the Management Defendants, and Citi Hedge knew Madoff was technologically savvy, and BLMIS's failure to provide electronic access to the Kingate Funds' accounts was inexplicable. Grosso proclaimed BLMIS's technology to be the reason "why someone like Madoff has an advantage over most other traders, due to the fact that it has state-of-the-art trading technology that enables it to take advantage immediately of such [trading] opportunities."

232. BLMIS's paper statements, reviewed and verified by Ceretti, Grosso, the Kingate Funds, the Management Defendants, and Citi Hedge, did not furnish standard information, such as opening account balances, trade dates, commissions charged, or ticker symbols for the equities. As sophisticated and experienced investors and financial institutions, Ceretti, Grosso, the Kingate Funds, the Management Defendants, and Citi Hedge knew that the paper statements were deficient and contrary to industry practice.

233. The use of paper statements that omitted standard information allowed BLMIS to purport to trade a security after Madoff could see actual market activity, and indicated a high probability of fraud at BLMIS.

**6. Madoff's "Strip Mall" Auditor Was Not Qualified Or Capable Of Auditing A Global Investment Management Company With Billions Of Dollars Under Management**

234. An auditor reviews the financial statements of the audited firm and determines whether they are fairly stated under generally accepted accounting principles. The Kingate Funds employed a well-known and reputable auditor, PwC.

235. Ceretti, Grosso, the Kingate Funds, and the Management Defendants knew that BLMIS, with tens of billions of dollars under management, was audited by Friebling & Horowitz, a "small [firm] in Rockland [C]ounty."

236. Ceretti, Grosso, the Kingate Funds and the Management Defendants did not independently confirm whether Friebling & Horowitz was adequately staffed, technically equipped, professionally qualified, or otherwise capable of providing large-scale domestic and international auditing services to BLMIS and the billions it had under management.

237. All accounting firms that perform audit work must enroll in the peer review program of the American Institute of Certified Public Accountants ("AICPA"), and those that do are listed on the public area of the AICPA website. Although it held itself out as a member of



AICPA, Friehling & Horowitz had avoided peer review since 1993 by representing that it did not perform any audit work and, therefore, was not listed on the AICPA website.

238. With billions of dollars in assets under management, BLMIS's use of a small, ill-equipped auditor like Friehling & Horowitz was a clear badge of fraud.

#### **7. Contrary To Standard Industry Practice, Madoff Charged No Management Fees**

239. BLMIS charged commissions on purportedly executed trades rather than management and performance fees based on assets under management and his performance in executing the SSC strategy. By using a commission-based structure, Madoff inexplicably walked away from hundreds of millions of dollars in fees that every other fund manager would have charged and collected.

240. Fund managers typically charge two types of fees for managing a client's assets: a management fee and a performance fee. The management fee is usually a fixed percentage of the assets under management. The performance fee is based on the realized profits. Any other fees incurred by a manager in trading securities on a customer's account are typically charged separately or are included within the management fee.

241. Instead of charging a 1 to 2% management fee and a 10 to 20% performance fee, which is typical for fund managers, BLMIS charged only a commission for trades: \$0.04 per share on equity transactions, and \$1.00 per contract on options transactions. By not applying a 1% management and 10% performance fee structure, Madoff lost over \$250 million in fees from the Kingate Funds alone from 1995 to 2008.

**X. KINGATE FUNDS' ACCOUNTS IN BANK BERMUDA'S CUSTODY**

242. The Kingate Funds maintained at least four accounts at Bank Bermuda, including Account # XXX-XXXXXX-511, Account # XXX-XXXXXXX-512, Account # XXX-XXXXXX-561, and Account # XXXX353 (collectively, the "Bank Bermuda Accounts").

243. Bank Bermuda served as the custodian for the Kingate Funds from 1994 through 2008. During that time, BLMIS fraudulently transferred at least \$916 million into the Bank Bermuda Accounts.

244. As of December 2008, the Bank Bermuda Accounts held on behalf of the Kingate Funds approximately \$133 million, of which approximately \$108 million originated from BLMIS.

245. Bank Bermuda received at least \$328,798 in fees from the Kingate Funds as shown in Figure 10 below:

**Figure 10**

<b>Year</b>	<b>Paid by Kingate Global (USD)</b>
1997	25,000
1998	25,000
1999	25,000
2000	25,000
2001	25,000
2002	23,735
2003	25,000
2004	25,000
2005	25,000
2006	25,000
2007	25,000
<b>Total</b>	<b>273,735</b>

<b>Year</b>	<b>Paid by Kingate Euro (USD)</b>
1997	15,585
1998	15,434
1999	14,509
2000	9,534
<b>Total</b>	<b>55,063</b>

246. Upon information and belief, Bank Bermuda received an additional \$137,566 in fees from the Kingate Funds as shown in Figure 11 below:

**Figure 11**

<b>Year</b>	<b>Paid by Kingate Global (USD)</b>
1996	25,000
<b>Total</b>	<b>25,000</b>

<b>Year</b>	<b>Paid by Kingate Euro (USD)</b>
1996	7,566
2001	15,000
2002	15,000
2003	15,000
2004	15,000
2005	15,000
2006	15,000
2007	15,000
<b>Total</b>	<b>112,566</b>

**XI. THE TRANSFERS**

**A. The Initial Transfers**

247. From the inception of the Kingate Funds’ accounts with BLMIS to the Filing Date, BLMIS made transfers to, or for the benefit of, Kingate Global of approximately \$398,797,047 (the “Kingate Global Transfers”), and to, or for the benefit of, Kingate Euro of approximately \$527,554,858 (the “Kingate Euro Transfers,” and with the Kingate Global Transfers, the “Transfers”). All of the Transfers were made in furtherance of the Ponzi scheme.

248. The Transfers were and continue to be customer property within the meaning of SIPA § 78III(4) and are avoidable and recoverable under sections 544, 547, 548, 550, and 551 of the Bankruptcy Code, NYDCL §§ 273–279, applicable provisions of SIPA, particularly § 78fff-2(c)(3), and N.Y. C.P.L.R. 203(g) and 213(8).

249. Of the Transfers, during the six years preceding the Filing Date, BLMIS made transfers to, or for the benefit of, Kingate Global of approximately \$360,000,000 (the “Kingate Global Six Year Transfers”) and to, or for the benefit of, Kingate Euro of approximately \$465,000,000 (the “Kingate Euro Six Year Transfers,” and with the Kingate Global Transfers, the “Kingate Funds Six Year Transfers”). The Kingate Funds Six Year Transfers were and continue to be customer property within the meaning of SIPA § 78III(4), and are avoidable and recoverable under sections 544, 550, and 551 of the Bankruptcy Code, §§ 273-279 of the NYDCL, and applicable provisions of SIPA, particularly SIPA § 78fff-2(c)(3).

250. Of the Kingate Global Six Year Transfers, BLMIS transferred to or for the benefit of Kingate Global approximately \$150,000,000, during the two years preceding the Filing Date (the “Kingate Global Two Year Transfers”). Of the Kingate Euro Six Year Transfers, BLMIS transferred to or for the benefit of Kingate Euro approximately \$245,000,000 during the two years preceding the Filing Date (the “Kingate Euro Two Year Transfers,” and with the Kingate Global Two Year Transfers, the “Kingate Funds Two Year Transfers”). The Kingate Funds Two Year Transfers were and continue to be customer property within the meaning of SIPA § 78III(4) and are avoidable and recoverable under sections 544, 548, 550, and 551 of the Bankruptcy Code, §§ 273-279 of the NYDCL, and applicable provisions of SIPA, particularly SIPA § 78fff-2(c)(3).

251. Of the Kingate Global Two Year Transfers, BLMIS transferred to or for the benefit of Kingate Global approximately \$100,000,000 during the 90 days preceding the Filing Date (the “Kingate Global Preference Transfers”). Of the Kingate Euro Two Year Transfers, BLMIS transferred to or for the benefit of Kingate Euro approximately \$155,000,000 during the 90 days preceding the Filing Date (the “Kingate Euro Preference Transfers,” and with the Kingate Global Preference Transfers, the “Kingate Funds Preference Transfers”). The Kingate Funds Preference Transfers were and continue to be customer property within the meaning of SIPA § 78lll(4) and are avoidable and recoverable under sections 547, 550, and 551 of the Bankruptcy Code, and applicable provisions of SIPA, particularly SIPA § 78fff-2(c)(3).

252. The Kingate Funds Six Year Transfers are cumulative of the Kingate Funds Two Year Transfers and the Kingate Funds Preference Transfers. The Kingate Funds Two Year Transfers are cumulative of the Kingate Funds Preference Transfers. The Transfers, including a breakdown of the Kingate Funds Six Year Transfers, the Kingate Funds Two Year Transfers, and the Kingate Funds Preference Transfers, are set forth in the attached Exhibit B.

#### **B. The Subsequent Transfers**

253. Prior to the Filing Date, the Management Defendants, the Ceretti and Grosso Companies, Ceretti, Grosso, Citi Hedge, and Bank Bermuda (collectively, the “Subsequent Transferee Defendants”) were immediate or mediate transferees of some or all of the Transfers to the Kingate Funds.

254. The Management Defendants received at least \$300 million in subsequent transfers in the form of fees (the “Management Defendants Subsequent Transfers”).

255. Ceretti and Grosso received subsequent transfers in the form of distributions from the Ceretti and Grosso Companies, the Kingate Funds, and/or the Management Defendants (the “Ceretti and Grosso Subsequent Transfers”).

256. The Ceretti and Grosso Companies received at least \$296 million in subsequent transfers (the “Ceretti and Grosso Companies Subsequent Transfers”), including but not limited to:

- a. From 2006 through 2008, Port of Hercules’ HSBC account and Alpine Trustees received at least \$63 million in subsequent transfers from Kingate Management, El Prea Group, and El Prea Trading. Using some of those funds, Port of Hercules subsequently transferred at least \$62 million to Ceretti’s personal bank account, El Prea Trading, and other accounts held by Port of Hercules at Fortis Bank in Guernsey and in Switzerland.
- b. In 2006, Alpine Trustees received approximately \$16 million in subsequent transfers from Kingate Management. Using those funds, Alpine Trustees subsequently transferred at least \$2 million to Ceretti’s personal bank account and at least \$14 million to Port of Hercules.
- c. From April through December 2008, El Prea Group received at least \$18 million transferred initially from BLMIS to the Kingate Funds. In turn, El Prea Group subsequently transferred at least \$16 million to Port of Hercules.
- d. In 2008, El Prea Trading received at least \$2 million from Port of Hercules.
- e. Between April and November 2008, Ashby Holdings received at least \$16.3 million in subsequent transfers from Kingate Management. Ashby Holdings subsequently transferred at least \$16.3 million to First Peninsula.
- f. From 2005 through 2008, First Peninsula received at least \$68 million in subsequent transfers from Kingate Management, First Peninsula’s HSBC account, Ashby Investment, and Ashby Holdings.
- g. In October 2008, Ashby Investment transferred at least \$7 million among its own bank accounts and subsequently transferred at least \$7 million to First Peninsula.

257. Citi Hedge received at least \$5.9 million in subsequent transfers in the form of fees (the “Citi Hedge Subsequent Transfers”).

258. Bank Bermuda profited from the Kingate Funds’ investments with BLMIS to the extent of at least \$466,364 in subsequent transfers in the form of fees received from the Kingate Funds (the “Bank Bermuda Subsequent Transfers”).

259. The Management Defendants Subsequent Transfers, the Ceretti and Grosso Companies Subsequent Transfers, the Ceretti and Grosso Subsequent Transfers, the Citi Hedge Subsequent Transfers, and the Bank Bermuda Subsequent Transfers are collectively referred to as the “Subsequent Transfers.”

260. The Trustee’s investigation is ongoing, and the Trustee reserves the right to: (i) supplement the information regarding the Transfers, the Subsequent Transfers, and any other additional transfers; and (ii) seek recovery of such additional transfers.

261. To the extent that any of the recovery Counts set forth below may be inconsistent with each other, they are to be treated as being pleaded in the alternative.

#### **FIRST COUNT**

#### **PREFERENTIAL TRANSFERS** **11 U.S.C. §§ 502(d), 547(b), 550(a), AND 551**

#### ***(Against the Kingate Funds)***

262. The Trustee incorporates by reference the allegations contained in the previous paragraphs of this Complaint as if fully rewritten herein.

263. At the time of the Kingate Funds Preference Transfers, the Kingate Funds were “creditors” of BLMIS under section 101(10) of the Bankruptcy Code and under SIPA § 78fff-2(c)(3).

264. The Kingate Funds Preference Transfers constitute a transfer of an interest of BLMIS in property under section 101(54) of the Bankruptcy Code and under SIPA § 78fff-2(c)(3).

265. BLMIS made the Kingate Funds Preference Transfers to or for the benefit of the Kingate Funds.

266. The Kingate Funds Preference Transfers were made for or on account of an antecedent debt owed by BLMIS before such transfers were made.

267. The Kingate Funds Preference Transfers were made while BLMIS was insolvent.

268. The Kingate Funds Preference Transfers were made during the 90-day preference period under section 547(b)(4) of the Bankruptcy Code.

269. The Kingate Funds Preference Transfers enabled the Kingate Funds to receive more than they would have received if: (i) this case was a case under chapter 7 of the Bankruptcy Code; (ii) the transfers had not been made; and (iii) the transferees received payment to the extent provided by the Bankruptcy Code.

270. The Kingate Funds Preference Transfers constitute preferential transfers avoidable by the Trustee under section 547(b) of the Bankruptcy Code and recoverable from the Kingate Funds, as initial transferees or the entities for whose benefit such transfers were made under section 550(a) of the Bankruptcy Code.

271. As a result of the foregoing, under sections 502(d), 547(b), 550(a), and 551 of the Bankruptcy Code, and SIPA § 78fff-2(c)(3), the Trustee is entitled to a judgment against each of the Kingate Funds: (a) avoiding and preserving the Kingate Funds Preference Transfers; (b) directing that the Kingate Funds Preference Transfers be set aside; (c) recovering the Kingate Funds Preference Transfers, or the value thereof, from Kingate Global and Kingate Euro, respectively, as set forth in Exhibit B, for the benefit of the estate; (d) disallowing any claim that either of the Kingate Funds may have against the Debtors until such time as the Kingate Funds Preference Transfers are repaid to the Trustee; and (e) awarding any other relief the Court deems appropriate.



**SECOND COUNT**

**ACTUAL FRAUDULENT TRANSFER**  
**11 U.S.C. §§ 502(d), 548(a)(1)(A), 550(a), AND 551**

*(Against the Kingate Funds)*

272. The Trustee incorporates by reference the allegations contained in the previous paragraphs of this Complaint as if fully rewritten herein.

273. BLMIS made the Kingate Funds Two Year Transfers on or within two years before the Filing Date.

274. The Kingate Funds Two Year Transfers constitute a transfer of an interest of BLMIS in property under sections 101(54) and 548(a) of the Bankruptcy Code and SIPA § 78fff-2(c)(3).

275. BLMIS made the Kingate Funds Two Year Initial Transfers with actual intent to hinder, delay, or defraud some or all of BLMIS's then existing or future creditors. BLMIS made the Kingate Funds Two Year Transfers to or for the benefit of the Kingate Funds in furtherance of a fraudulent investment scheme.

276. The Kingate Funds Two Year Transfers constitute fraudulent transfers avoidable by the Trustee under section 548(a)(1)(A) of the Bankruptcy Code and recoverable from each of the Kingate Funds under section 550(a) of the Bankruptcy Code and SIPA § 78fff-(2)(c)(3).

277. As a result of the foregoing, under sections 502(d), 548(a)(1)(A), 550(a), and 551 of the Bankruptcy Code, and SIPA § 78fff-2(c)(3), the Trustee is entitled to a judgment against each of the Kingate Funds: (a) avoiding and preserving the Kingate Funds Two Year Transfers; (b) directing that the Kingate Funds Two Year Transfers be set aside; (c) recovering the Kingate Funds Two Year Transfers, or the value thereof, from Kingate Global and Kingate Euro, respectively, as set forth in Exhibit B, for the benefit of the estate; (d) disallowing any claim that

either of the Kingate Funds may have against the Debtors until such time as the Kingate Funds Two Year Transfers are repaid to the Trustee; and (e) awarding any other relief the Court deems appropriate.

### **THIRD COUNT**

#### **CONSTRUCTIVE FRAUDULENT TRANSFER** **11 U.S.C. §§ 502(d), 548(a)(1)(B), 550(a), AND 551**

##### *(Against the Kingate Funds)*

278. The Trustee incorporates by reference the allegations contained in the previous paragraphs of this Complaint as if fully rewritten herein.

279. The Kingate Funds Two Year Transfers were made on or within two years before the Filing Date.

280. The Kingate Funds Two Year Transfers constitute a transfer of an interest of BLMIS in property under sections 101(54) and 548(a) of the Bankruptcy Code and under SIPA § 78fff-2(c)(3).

281. BLMIS received less than a reasonably equivalent value in exchange for the Kingate Funds Two Year Transfers.

282. At the time of the Kingate Funds Two Year Transfers, BLMIS was insolvent, or became insolvent as a result of the Kingate Funds Two Year Transfers.

283. At the time of the Kingate Funds Two Year Transfers, BLMIS was engaged in a business or a transaction, or was about to engage in a business or a transaction, for which any property remaining with BLMIS was an unreasonably small capital.

284. At the time of the Kingate Funds Two Year Transfers, BLMIS intended to incur, or believed that it would incur, debts that would be beyond BLMIS's ability to pay as such debts matured.

285. The Kingate Funds Two Year Transfers constitute fraudulent transfers avoidable by the Trustee under section 548(a)(1)(B) of the Bankruptcy Code and recoverable from the Kingate Funds under section 550(a) of the Bankruptcy Code, and SIPA § 78fff-(2)(c)(3).

286. As a result of the foregoing, under sections 502(d), 548(a)(1)(B), 550(a), and 551 of the Bankruptcy Code, and SIPA § 78fff-2(c)(3), the Trustee is entitled to a judgment against each of the Kingate Funds: (a) avoiding and preserving the Kingate Funds Two Year Transfers; (b) directing that the Kingate Funds Two Year Transfers be set aside; (c) recovering the Kingate Funds Two Year Transfers, or the value thereof, from Kingate Global and Kingate Euro, respectively, as set forth in Exhibit B, for the benefit of the estate; (d) disallowing any claim that either of the Kingate Funds may have against the Debtors until such time as the Kingate Funds Two Year Transfers are repaid to the Trustee; and (e) awarding any other relief the Court deems appropriate.

#### **FOURTH COUNT**

**ACTUAL FRAUDULENT TRANSFER –  
NEW YORK DEBTOR AND CREDITOR LAW  
§§ 276, 276-a, 278, AND/OR 279, AND 11 U.S.C. §§ 502(d), 544, 550(a), AND 551**

*(Against the Kingate Funds)*

287. The Trustee incorporates by reference the allegations contained in the previous paragraphs of this Complaint as if fully rewritten herein.

288. At all times relevant to the Kingate Funds Six Year Transfers, there have been one or more creditors who have held and still hold matured or unmatured unsecured claims against BLMIS that are allowable under section 502 of the Bankruptcy Code or that are not allowable only under section 502(e) of the Bankruptcy Code.

289. The Kingate Funds Six Year Transfers constitute a conveyance by BLMIS as defined under NYDCL § 270.

290. BLMIS made the Kingate Funds Six Year Transfers with actual intent to hinder, delay, or defraud the creditors of BLMIS. BLMIS made the Kingate Funds Six Year Transfers to or for the benefit of the Kingate Funds in furtherance of a fraudulent investment scheme.

291. At the time each of the Kingate Funds Six Year Transfers was made, the Kingate Funds received the Kingate Funds Six Year Transfers with actual intent to hinder, delay, or defraud present or future creditors of BLMIS.

292. As a result of the foregoing, under NYDCL §§ 276, 276-a, 278, and/or 279, sections 502(d), 544(b), 550(a), and 551 of the Bankruptcy Code, and SIPA § 78fff-2(c)(3), the Trustee is entitled to a judgment against each of the Kingate Funds: (a) avoiding and preserving the Kingate Funds Six Year Transfers; (b) directing that the Kingate Funds Six Year Transfers be set aside; (c) recovering the Kingate Funds Six Year Transfers, or the value thereof, from Kingate Global and Kingate Euro, respectively, as set forth in Exhibit B, for the benefit of the estate; (d) disallowing any claim that either of the Kingate Funds may have against the Debtors until such time as the Kingate Funds Six Year Transfers are repaid to the Trustee; (e) recovering attorneys' fees; and (f) awarding any other relief the Court deems appropriate.

#### **FIFTH COUNT**

**CONSTRUCTIVE FRAUDULENT TRANSFER –  
NEW YORK DEBTOR AND CREDITOR LAW  
§§ 273, 278, AND/OR 279, AND 11 U.S.C. §§ 502(d), 544, 550(a), AND 551**

*(Against the Kingate Funds)*

293. The Trustee incorporates by reference the allegations contained in the previous paragraphs of this Complaint as if fully rewritten herein.

294. At all relevant times, there was at least one creditor that held a matured or unmatured unsecured claim against BLMIS that is allowable under section 502 of the Bankruptcy Code or that is not allowable only under section 502(e) of the Bankruptcy Code.

295. The Kingate Funds Six Year Transfers constitute a conveyance by BLMIS as defined under NYDCL § 270.

296. BLMIS did not receive fair consideration for the Kingate Funds Six Year Transfers.

297. BLMIS was insolvent at the time it made each of the Kingate Funds Six Year Transfers or, in the alternative, BLMIS became insolvent as a result of each of the Kingate Funds Six Year Transfers.

298. As a result of the foregoing, under NYDCL §§ 273, 278, and/or 279, sections 502(d), 544(b), 550(a), and 551 of the Bankruptcy Code, and SIPA § 78fff-2(c)(3), the Trustee is entitled to a judgment against each of the Kingate Funds: (a) avoiding and preserving the Kingate Funds Six Year Transfers; (b) directing that the Kingate Funds Six Year Transfers be set aside; (c) recovering the Kingate Funds Six Year Transfers, or the value thereof, from Kingate Global and Kingate Euro, respectively, as set forth in Exhibit B, for the benefit of the estate; (d) disallowing any claim that either of the Kingate Funds may have against the Debtors until such time as the Kingate Funds Six Year Transfers are repaid to the Trustee; and (e) awarding any other relief the Court deems appropriate.

#### **SIXTH COUNT**

**CONSTRUCTIVE FRAUDULENT TRANSFER –  
NEW YORK DEBTOR AND CREDITOR LAW  
§§ 274, 278, AND/OR 279, AND 11 U.S.C. §§ 502(d), 544, 550(a), AND 551**

*(Against the Kingate Funds)*

299. The Trustee incorporates by reference the allegations contained in the previous paragraphs of this Complaint as if fully rewritten herein.

300. At all relevant times, there was at least one creditor that held a matured or unmatured unsecured claim against BLMIS that is allowable under section 502 of the Bankruptcy Code or that is not allowable only under section 502(e) of the Bankruptcy Code.

301. The Kingate Funds Six Year Transfers constitute a conveyance by BLMIS as defined under NYDCL § 270.

302. BLMIS did not receive fair consideration for the Kingate Funds Six Year Transfers.

303. At the time BLMIS made the Kingate Funds Six Year Transfers, BLMIS was engaged or was about to engage in a business or transaction for which the property remaining in its hands after the Kingate Funds Six Year Transfers was an unreasonably small capital.

304. As a result of the foregoing, under NYDCL §§ 274, 278, and/or 279, sections 502(d), 544(b), 550(a), and 551 of the Bankruptcy Code, and SIPA § 78fff-2(c)(3), the Trustee is entitled to a judgment against each of the Kingate Funds: (a) avoiding and preserving the Kingate Funds Six Year Transfers; (b) directing that the Kingate Funds Six Year Transfers be set aside; (c) recovering the Kingate Funds Six Year Transfers, or the value thereof, from Kingate Global and Kingate Euro, respectively, as set forth in Exhibit B, for the benefit of the estate; (d) disallowing any claim that either of the Kingate Funds may have against the Debtors until such time as the Kingate Funds Six Year Transfers are repaid to the Trustee; and (e) awarding any other relief the Court deems appropriate.

## SEVENTH COUNT

### **CONSTRUCTIVE FRAUDULENT TRANSFER – NEW YORK DEBTOR AND CREDITOR LAW §§ 275, 278 AND/OR 279, AND 11 U.S.C. §§ 502(d), 544, 550(a), AND 551**

#### *(Against the Kingate Funds)*

305. The Trustee incorporates by reference the allegations contained in the previous paragraphs of this Complaint as if fully rewritten herein.

306. At all relevant times there was at least one creditor that held a matured or unmatured unsecured claim against BLMIS that is allowable under section 502 of the Bankruptcy Code or that is not allowable only under section 502(e) of the Bankruptcy Code.

307. Each of the Kingate Funds Six Year Transfers constitutes a conveyance by BLMIS as defined under NYDCL § 270.

308. BLMIS did not receive fair consideration for the Kingate Funds Six Year Transfers.

309. At the time BLMIS made the Kingate Funds Six Year Transfers, BLMIS had incurred, was intending to incur, or believed that it would incur debts beyond its ability to pay as the debts matured.

310. As a result of the foregoing, under NYDCL §§ 275, 278, and/or 279, sections 502(d), 544(b), 550(a), and 551 of the Bankruptcy Code, and SIPA § 78fff-2(c)(3), the Trustee is entitled to a judgment against each of the Kingate Funds: (a) avoiding and preserving the Kingate Funds Six Year Transfers; (b) directing that the Kingate Funds Six Year Transfers be set aside; (c) recovering the Kingate Funds Six Year Transfers, or the value thereof, from Kingate Global and Kingate Euro, respectively, as set forth in Exhibit B, for the benefit of the estate; (d) disallowing any claim that either of the Kingate Funds may have against the Debtors until such

time as the Kingate Funds Six Year Transfers are repaid to the Trustee; and (e) awarding any other relief the Court deems appropriate.

### EIGHTH COUNT

**UNDISCOVERED FRAUDULENT TRANSFERS – NEW YORK CIVIL PRACTICE LAW AND RULES 203(g) AND 213(8), AND NEW YORK DEBTOR AND CREDITOR LAW §§ 276, 276-a, 278, AND/OR 279, 11 U.S.C. §§ 502(d), 544, 550(a), AND**

**551**

*(Against the Kingate Funds)*

311. The Trustee incorporates by reference the allegations contained in the previous paragraphs of this Complaint as if fully rewritten herein.

312. At all times relevant to the Transfers, the fraudulent scheme perpetrated by BLMIS was not reasonably discoverable by at least one creditor of BLMIS that held a matured or unmatured unsecured claim against BLMIS that is allowable under section 502 of the Bankruptcy Code or that is not allowable only under section 502(e) of the Bankruptcy Code.

313. The Transfers constitute a conveyance by BLMIS as defined under NYDCL § 270.

314. BLMIS made the Transfers to or for the benefit of the Kingate Funds with actual intent to hinder, delay, or defraud the creditors of BLMIS.

315. At the time the Transfers were made, the Kingate Funds received the Transfers with actual intent to hinder, delay or defraud present or future creditors of BLMIS.

316. As a result of the foregoing, under N.Y. C.P.L.R. 203(g) and 213(8), NYDCL §§ 276, 276-a, 278, and/or 279, sections 502(d), 544(b), 550(a), and 551 of the Bankruptcy Code, and SIPA § 78fff-2(c)(3), the Trustee is entitled to a judgment against each of the Kingate Funds: (a) avoiding and preserving the Transfers; (b) directing that the Transfers be set aside; (c) recovering the Transfers, or the value thereof, from Kingate Global and Kingate Euro,



respectively, as set forth in Exhibit B, for the benefit of the estate; (d) disallowing any claim that either of the Kingate Funds may have against the Debtors until such time as the Transfers are repaid to the Trustee; (e) recovering attorneys' fees from the Kingate Funds; and (f) awarding any other relief the Court deems appropriate.

## NINTH COUNT

### **RECOVERY OF SUBSEQUENT TRANSFERS – NEW YORK DEBTOR AND CREDITOR LAW § 278 AND 11 U.S.C. §§ 550(a) AND 551**

#### *(Against the Subsequent Transferee Defendants)*

317. The Trustee incorporates by reference the allegations contained in the previous paragraphs of this Complaint as if fully rewritten herein.

318. Each of the Subsequent Transfers is avoidable under applicable provisions of the Bankruptcy Code, the NYDCL, and/or the N.Y. C.P.L.R., as alleged in this Complaint.

319. The Subsequent Transferee Defendants were immediate or mediate transferees of some or all of the Transfers.

320. The Subsequent Transferee Defendants received the Subsequent Transfers at the time they were made with actual knowledge and/or willful blindness of Madoff's and BLMIS's fraudulent activity.

321. As a result of the foregoing, pursuant to sections 105(a), 550(a), and 551 of the Bankruptcy Code, NYDCL §§ 276-a and 278, and SIPA § 78fff-2(c)(3), the Trustee is entitled to a judgment against the Subsequent Transferee Defendants: (a) recovering the Subsequent Transfers, or the value thereof, from the Subsequent Transferee Defendants, for the benefit of the estate; (b) directing the Subsequent Transferee Defendants to disgorge all profits, including any and all management fees, incentive fees or other compensation and/or remuneration, received by the Subsequent Transferee Defendants related to, arising out of, or concerning the Subsequent

Transfers; (c) recovering attorneys' fees; and (d) awarding any other relief the Court deems appropriate.

**TENTH COUNT**

**OBJECTION TO AND DISALLOWANCE OF CUSTOMER CLAIMS**

*(Against the Kingate Funds)*

322. The Trustee incorporates by reference the allegations contained in the previous paragraphs of this Complaint as if fully rewritten herein.

323. The Kingate Funds were not innocent investors at the time they invested with BLMIS. As a result of the Kingate Funds' inequitable conduct, they are not entitled to restitution of their principal investment.

324. The Kingate Funds acted with actual knowledge of fraudulent activity at BLMIS at the time the Kingate Funds invested with BLMIS. The Kingate Funds' conduct, at the time they invested with BLMIS, enabled Madoff to perpetuate the fraud at BLMIS.

325. Alternatively, the Kingate Funds acted with explicit awareness of numerous and serious indications of fraudulent activity at BLMIS, as described in this Complaint.

326. By their conduct, the Kingate Funds could not justifiably rely upon the fact that BLMIS was a legitimate business. Thus, the Kingate Funds do not have a claim for restitution or any other valid claim against the BLMIS estate.

327. As a result of the Kingate Funds' conduct, as described above, pursuant to section 502(a) of the Bankruptcy Code, the Trustee objects to any and all claims of the Kingate Funds against the BLMIS estate, including the Customer Claims, which claims should be disallowed, and the Trustee asserts that the Kingate Funds are not entitled to equitable distribution from the estate pursuant to section 502(b)(1) of the Bankruptcy Code, and SIPA §§ 78fff(b) and 78fff-1(a).

**ELEVENTH COUNT**

**EQUITABLE SUBORDINATION OF CLAIMS**

*(Against the Kingate Funds)*

328. The Trustee incorporates by reference the allegations contained in the previous paragraphs of this Complaint as if fully rewritten herein.

329. The Kingate Funds engaged in inequitable conduct, including the conduct described in this Complaint, and benefited by the withdrawal of approximately \$925,351,905, during the lifetime of the Kingate Funds' accounts at BLMIS.

330. Based on the Kingate Funds' inequitable conduct, BLMIS's customers have been misled as to the true financial condition of BLMIS and have been induced to invest without knowledge of the actual facts regarding BLMIS's financial condition, and/or customers and creditors are less likely to recover the full amounts due to them.

331. The Kingate Funds' conduct enabled Madoff to prolong the Ponzi scheme, resulted in injury to all customers and creditors of the BLMIS estate, and conferred an unfair advantage on the Kingate Funds.

332. The Court should exercise the full extent of its equitable powers to ensure that the Customer Claims, and any other claims, payments, or benefits, of whatever kind or nature, that are asserted or sought by the Kingate Funds, directly or indirectly against the estate, and only to the extent such claims are allowed, are subordinated for distribution purposes pursuant to sections 105(a) and 510(c) of the Bankruptcy Code to the allowed claims of all other customers and creditors of BLMIS.

333. Equitable subordination, as requested herein, is consistent with the provisions and purposes of the Bankruptcy Code.

## TWELFTH COUNT

### **EQUITABLE DISALLOWANCE OF CLAIMS**

#### *(Against the Kingate Funds)*

334. The Trustee incorporates by reference the allegations contained in the previous paragraphs of this Complaint as if fully rewritten herein.

335. With the knowledge of fraudulent activity at BLMIS, including the conduct described in this Complaint, the Kingate Funds engaged in and benefited from inequitable conduct. By the Kingate Funds' conduct, they have taken unconscionable advantage of, resulting in injury to, innocent customers and other creditors of the estate.

336. Based upon the Kingate Funds' failure to deal fairly and in good faith, as described above, all customers and other creditors of BLMIS have been injured, including by being (a) misled as to the true financial condition of BLMIS; (b) induced to invest with BLMIS without knowledge of BLMIS's financial condition; and (c) hindered and delayed in recovering the full amounts due to them. The Kingate Funds' conduct further enabled Madoff to continue the Ponzi scheme.

337. The Kingate Funds' conduct was so egregious that they should not be allowed to share in any equitable distribution made by the Trustee to innocent customers holding allowed claims against BLMIS and/or Madoff.

338. The Court should exercise the full extent of its equitable powers to ensure that the Customer Claims, and any other claims, payments, or benefits, of whatever kind or nature, which are asserted or sought by the Kingate Funds against the estate, are disallowed.

339. Equitable disallowance is consistent with the provisions and purposes of the Bankruptcy Code.

**WHEREFORE**, the Trustee respectfully requests that this Court enter judgment in favor of the Trustee and against defendants as follows:

i. On the First Count, under sections 502(d), 547(b), 550(a), and 551 of the Bankruptcy Code and SIPA § 78fff-2(c)(3), the Trustee is entitled to a judgment against the Kingate Funds: (i) avoiding and preserving the Kingate Funds Preference Transfers; (ii) directing that the Kingate Funds Preference Transfers be set aside; (iii) recovering the Kingate Funds Preference Transfers, or the value thereof, from Kingate Global and Kingate Euro, respectively, as set forth in Exhibit B, for the benefit of the estate; and (iv) disallowing any claim that either of the Kingate Funds may have against the Debtors until such time as the Kingate Funds Preference Transfers are repaid to the Trustee;

ii. On the Second Count, under sections 502(d), 548(a)(1)(A), 550(a), and 551 of the Bankruptcy Code, the Trustee is entitled to a judgment against the Kingate Funds: (i) avoiding and preserving the Kingate Funds Two Year Transfers; (ii) directing that the Kingate Funds Two Year Transfers be set aside; (iii) recovering the Kingate Funds Two Year Transfers, or the value thereof, from Kingate Global and Kingate Euro, respectively, as set forth in Exhibit B, for the benefit of the estate; and (iv) disallowing any claim that either of the Kingate Funds may have against the Debtors until such time as the Kingate Funds Two Year Transfers are repaid to the Trustee;

iii. On the Third Count, under sections 502(d), 548(a)(1)(B), 550(a), and 551 of the Bankruptcy Code, the Trustee is entitled to a judgment against the Kingate Funds: (i) avoiding and preserving the Kingate Funds Two Year Transfers; (ii) directing that the Kingate Funds Two Year Transfers be set aside; and (iii) recovering the Kingate Funds Two Year Transfers, or the value thereof, from Kingate Global and Kingate Euro, respectively, as set forth in Exhibit B, for

the benefit of the estate; and (iv) disallowing any claim that either of the Kingate Funds may have against the Debtors until such time as the Kingate Funds Two Year Transfers are repaid to the Trustee;

iv. On the Fourth Count, under NYDCL §§ 276, 276-a, 278 and/or 279; sections 502(d), 544(b), 550(a), and 551 of the Bankruptcy Code; and SIPA § 78fff-2(c)(3), the Trustee is entitled to a judgment against the Kingate Funds: (i) avoiding and preserving the Kingate Funds Six Year Transfers; (ii) directing that the Kingate Funds Six Year Transfers be set aside; (iii) recovering the Kingate Funds Six Year Transfers, or the value thereof, from Kingate Global and Kingate Euro, respectively, as set forth in Exhibit B, for the benefit of the estate; (iv) disallowing any claim that either of the Kingate Funds may have against the Debtors until such time as the Kingate Funds Six Year Transfers are repaid to the Trustee; and (vi) recovering attorneys' fees from the Kingate Funds;

v. On the Fifth Count, under NYDCL §§ 273, 278 and/or 279; sections 502(d), 544(b), 550(a), and 551 of the Bankruptcy Code; and SIPA § 78fff-2(c)(3), the Trustee is entitled to a judgment against the Kingate Funds: (i) avoiding and preserving the Kingate Funds Six Year Transfers; (ii) directing that the Kingate Funds Six Year Transfers be set aside; (iii) recovering the Kingate Funds Six Year Transfers, or the value thereof, from Kingate Global and Kingate Euro, respectively, as set forth in Exhibit B, for the benefit of the estate; and (iv) disallowing any claim that either of the Kingate Funds may have against the Debtors until such time as the Kingate Funds Six Year Transfers are repaid to the Trustee;

vi. On the Sixth Count, under NYDCL §§ 274, 278 and/or 279; sections 502(d), 544(b), 550(a), and 551 of the Bankruptcy Code; and SIPA § 78fff-2(c)(3), the Trustee is entitled to a judgment against the Kingate Funds: (i) avoiding and preserving the Kingate Funds Six Year

Transfers; (ii) directing that the Kingate Funds Six Year Transfers be set aside; (iii) recovering the Kingate Funds Six Year Transfers, or the value thereof, from Kingate Global and Kingate Euro, respectively, as set forth in Exhibit B, for the benefit of the estate; and (iv) disallowing any claim that either of the Kingate Funds may have against the Debtors until such time as the Kingate Funds Six Year Transfers are repaid to the Trustee;

vii. On the Seventh Count, under NYDCL §§ 275, 278 and/or 279; sections 502(d), 544(b), 550(a), and 551 of the Bankruptcy Code; and SIPA § 78fff-2(c)(3), the Trustee is entitled to a judgment against the Kingate Funds: (i) avoiding and preserving the Kingate Funds Six Year Transfers; (ii) directing that the Kingate Funds Six Year Transfers be set aside; (iii) recovering the Kingate Funds Six Year Transfers, or the value thereof, from Kingate Global and Kingate Euro, respectively, as set forth in Exhibit B, for the benefit of the estate; and (iv) disallowing any claim that either of the Kingate Funds may have against the Debtors until such time as the Kingate Funds Six Year Transfers are repaid to the Trustee;

viii. On the Eighth Count, under N.Y. C.P.L.R. 203(g) and 213(8); NYDCL §§ 276, 276-a, 278, and/or 279; sections 502(d), 544(b), 550(a), and 551 of the Bankruptcy Code; and SIPA § 78fff-2(c)(3), the Trustee is entitled to a judgment against the Kingate Funds: (i) avoiding and preserving the Transfers; (ii) directing that the Transfers be set aside; (iii) recovering the Transfers, or the value thereof, from Kingate Global and Kingate Euro, respectively, as set forth in Exhibit B, for the benefit of the estate; (iv) disallowing any claim that either of the Kingate Funds may have against the Debtors until such time as the Transfers are repaid to the Trustee; and (v) recovering attorneys' fees from the Kingate Funds;

ix. On the Ninth Count, under NYDCL § 278; sections 550(a) and 551 of the Bankruptcy Code; and SIPA § 78fff-2(c)(3), the Trustee is entitled to a judgment recovering the

Subsequent Transfers, or the value thereof, from the Subsequent Transferee Defendants for the benefit of the estate;

x. On the Tenth Count, under section 502(b)(1) of the Bankruptcy Code, disallowing the Kingate Funds' claims, including the Customer Claims;

xi. On the Eleventh Count, under sections 105(a) and 510(c) of the Bankruptcy Code, subordinating the Kingate Funds' claims, including the Customer Claims, for purposes of distribution to all allowed claims of BLMIS's customers and creditors, such that no claim of the Kingate Funds is paid ahead of the allowed claim of any customer or creditor of BLMIS;

xii. On the Twelfth Count, under this Court's equitable powers, disallowing the Kingate Funds' claims, including the Customer Claims;

xiii. On the First through Eighth Counts, directing the Kingate Funds to disgorge to the Trustee all profits, including any and all management fees, incentive fees or other compensation and/or remuneration received by defendants related to, arising from, or concerning the Transfers from BLMIS to the Kingate Funds;

xiv. On the Ninth Count, disgorgement of profits and fees received by the Subsequent Transferee Defendants in connection with the conduct alleged in this Complaint in favor of the Trustee for the benefit of the estate;

xv. On the First through Ninth Counts, pursuant to N.Y. C.P.L.R. 5001 and 5004, as applicable, awarding the Trustee prejudgment interest from the date on which the Transfers or Subsequent Transfers were received by defendants;

xvi. On the First through Ninth Counts, establishing a constructive trust over all Transfers and Subsequent Transfers and their proceeds, product and offspring, in favor of the Trustee for the benefit of the estate;



xvii. On the First through Ninth Counts, assigning defendants' right to seek refunds from the government for federal, state, and local taxes paid on fictitious profits during the course of the Ponzi scheme;

xviii. Awarding the Trustee attorneys' fees and all applicable interest, costs, and disbursements of this proceeding; and

xix. Granting the Trustee such other, further, and different relief as the Court deems just, proper, and equitable.

Dated: New York, New York  
March 17, 2014

s/ David J. Sheehan  
David J. Sheehan  
Geraldine E. Ponto  
Gonzalo S. Zeballos  
Michelle R. Usitalo

Baker & Hostetler LLP  
45 Rockefeller Plaza  
New York, NY 10111  
Telephone: (212) 589-4200  
Facsimile: (212) 589-4201

*Attorneys for Irving H. Picard, Trustee for the  
substantively consolidated SIPA Liquidation  
of Bernard L. Madoff Investment Securities  
LLC and the estate of Bernard L. Madoff*

Of Counsel:  
Oren J. Warshavsky  
Frederick W. Chockley, III  
John J. Burke  
Nina Liao  
William Hellmuth

## **EXHIBIT A**

BLMIS Account Name	BLMIS Account Number
KINGATE GLOBAL FUND LTD C/O BANK OF BERMUDA LTD A/C/F KINGATE GLOBAL FUND	1FN061
KINGATE EURO FUND LTD	1FN086

## **EXHIBIT B**

BLMIS ACCOUNT NO. 1FN061 - KINGATE GLOBAL FUND LTD Page 12 of 139

Column 1	Column 2	Column 3	Column 4	Column 5	Column 6	Column 7	Column 8	Column 9	Column 10	Column 11	Column 12
Date	Transaction Description	Transaction Amount Reported in Customer Statement	Cash Deposits	Cash Withdrawals	Transfers of Principal In	Transfers of Principal Out	Balance of Principal	90-Day Preferential Transfers	2-Year Cash Withdrawals	6-Year Cash Withdrawals	Full History Cash Withdrawals
3/2/1994	CHECK WIRE	2,000,000	2,000,000	-	-	-	2,000,000	-	-	-	-
9/1/1994	W/H TAX DIV INTC	(0)	-	(0)	-	-	2,000,000	-	-	-	(0)
9/1/1994	W/H TAX DIV INTC	(1)	-	(1)	-	-	1,999,999	-	-	-	(1)
9/1/1994	W/H TAX DIV F	(189)	-	(189)	-	-	1,999,810	-	-	-	(189)
9/2/1994	W/H TAX DIV BA	(7)	-	(7)	-	-	1,999,803	-	-	-	(7)
9/6/1994	W/H TAX DIV JNJ	(125)	-	(125)	-	-	1,999,678	-	-	-	(125)
9/12/1994	W/H TAX DIV IBM	(107)	-	(107)	-	-	1,999,572	-	-	-	(107)
9/12/1994	FIDELITY CASH RESERVES SBI W/H TAX DIV FCRXX	(15)	-	(15)	-	-	1,999,556	-	-	-	(15)
9/12/1994	W/H TAX DIV AN	(188)	-	(188)	-	-	1,999,368	-	-	-	(188)
9/12/1994	W/H TAX DIV MMM	(137)	-	(137)	-	-	1,999,231	-	-	-	(137)
9/12/1994	W/H TAX DIV GM	(103)	-	(103)	-	-	1,999,129	-	-	-	(103)
9/12/1994	W/H TAX DIV DD	(238)	-	(238)	-	-	1,998,890	-	-	-	(238)
9/12/1994	W/H TAX DIV MOB	(219)	-	(219)	-	-	1,998,671	-	-	-	(219)
9/12/1994	W/H TAX DIV XON	(619)	-	(619)	-	-	1,998,052	-	-	-	(619)
9/15/1994	W/H TAX DIV BAC	(102)	-	(102)	-	-	1,997,950	-	-	-	(102)
9/15/1994	W/H TAX DIV ARC	(120)	-	(120)	-	-	1,997,830	-	-	-	(120)
9/16/1994	W/H TAX DIV AIG	(29)	-	(29)	-	-	1,997,801	-	-	-	(29)
9/16/1994	W/H TAX DIV MCD	(1)	-	(1)	-	-	1,997,800	-	-	-	(1)
9/30/1994	W/H TAX DIV PEP	(94)	-	(94)	-	-	1,997,706	-	-	-	(94)
10/3/1994	W/H TAX DIV KO	(169)	-	(169)	-	-	1,997,537	-	-	-	(169)
10/3/1994	W/H TAX DIV EK	(12)	-	(12)	-	-	1,997,525	-	-	-	(12)
10/3/1994	W/H TAX DIV MRK	(305)	-	(305)	-	-	1,997,220	-	-	-	(305)
10/3/1994	W/H TAX DIV WMT	(67)	-	(67)	-	-	1,997,153	-	-	-	(67)
10/11/1994	FIDELITY CASH RESERVES SBI W/H TAX DIV FCRXX	(4)	-	(4)	-	-	1,997,149	-	-	-	(4)
10/12/1994	W/H TAX DIV HWP	(53)	-	(53)	-	-	1,997,096	-	-	-	(53)
10/14/1994	W/H TAX DIV C	(8)	-	(8)	-	-	1,997,088	-	-	-	(8)
10/25/1994	W/H TAX DIV GE	(441)	-	(441)	-	-	1,996,647	-	-	-	(441)
10/28/1994	W/H TAX DIV DOW	(114)	-	(114)	-	-	1,996,533	-	-	-	(114)
11/1/1994	W/H TAX DIV T	(343)	-	(343)	-	-	1,996,190	-	-	-	(343)
11/1/1994	W/H TAX DIV AIT	(169)	-	(169)	-	-	1,996,020	-	-	-	(169)
11/1/1994	W/H TAX DIV BEL	(238)	-	(238)	-	-	1,995,782	-	-	-	(238)
11/1/1994	W/H TAX DIV S	(102)	-	(102)	-	-	1,995,680	-	-	-	(102)
11/1/1994	W/H TAX DIV BMY	(255)	-	(255)	-	-	1,995,424	-	-	-	(255)
11/15/1994	FIDELITY CASH RESERVES SBI W/H TAX DIV FCRXX	(9)	-	(9)	-	-	1,995,415	-	-	-	(9)
11/17/1994	W/H TAX DIV CCI	(37)	-	(37)	-	-	1,995,378	-	-	-	(37)
12/1/1994	W/H TAX DIV F	(163)	-	(163)	-	-	1,995,215	-	-	-	(163)
12/1/1994	W/H TAX DIV INTC	(16)	-	(16)	-	-	1,995,199	-	-	-	(16)
12/6/1994	W/H TAX DIV JNJ	(120)	-	(120)	-	-	1,995,080	-	-	-	(120)
12/9/1994	W/H TAX DIV MCIC	(10)	-	(10)	-	-	1,995,069	-	-	-	(10)
12/12/1994	W/H TAX DIV GM	(96)	-	(96)	-	-	1,994,974	-	-	-	(96)
12/12/1994	W/H TAX DIV MMM	(116)	-	(116)	-	-	1,994,858	-	-	-	(116)
12/12/1994	W/H TAX DIV AN	(172)	-	(172)	-	-	1,994,685	-	-	-	(172)
12/12/1994	W/H TAX DIV XON	(582)	-	(582)	-	-	1,994,104	-	-	-	(582)
12/12/1994	W/H TAX DIV MOB	(224)	-	(224)	-	-	1,993,879	-	-	-	(224)
12/12/1994	W/H TAX DIV IBM	(91)	-	(91)	-	-	1,993,788	-	-	-	(91)
12/14/1994	W/H TAX DIV BAC	(92)	-	(92)	-	-	1,993,696	-	-	-	(92)
12/14/1994	W/H TAX DIV DD	(240)	-	(240)	-	-	1,993,456	-	-	-	(240)
12/15/1994	FIDELITY CASH RESERVES SBI	(46)	-	(46)	-	-	1,993,410	-	-	-	(46)
12/15/1994	W/H TAX DIV ARC	(136)	-	(136)	-	-	1,993,274	-	-	-	(136)
12/15/1994	W/H TAX DIV KO	(161)	-	(161)	-	-	1,993,113	-	-	-	(161)
12/16/1994	W/H TAX DIV MCD	(27)	-	(27)	-	-	1,993,086	-	-	-	(27)
12/16/1994	W/H TAX DIV AIG	(23)	-	(23)	-	-	1,993,063	-	-	-	(23)
1/3/1995	W/H TAX DIV S	(86)	-	(86)	-	-	1,992,978	-	-	-	(86)
1/3/1995	W/H TAX DIV EK	(86)	-	(86)	-	-	1,992,892	-	-	-	(86)
1/3/1995	W/H TAX DIV MRK	(243)	-	(243)	-	-	1,992,649	-	-	-	(243)
1/3/1995	W/H TAX DIV PEP	(89)	-	(89)	-	-	1,992,560	-	-	-	(89)
1/5/1995	W/H TAX DIV WMT	(60)	-	(60)	-	-	1,992,500	-	-	-	(60)
1/13/1995	FIDELITY CASH RESERVES SBI W/H TAX DIV FCRXX	(16)	-	(16)	-	-	1,992,484	-	-	-	(16)
2/13/1995	FIDELITY CASH RESERVES SBI W/H TAX DIV FCRXX	(5)	-	(5)	-	-	1,992,480	-	-	-	(5)
2/17/1995	W/H TAX DIV CCI	(77)	-	(77)	-	-	1,992,403	-	-	-	(77)
3/1/1995	W/H TAX DIV F	(165)	-	(165)	-	-	1,992,238	-	-	-	(165)
3/1/1995	W/H TAX DIV INTC	(15)	-	(15)	-	-	1,992,223	-	-	-	(15)
3/3/1995	W/H TAX DIV BA	(51)	-	(51)	-	-	1,992,171	-	-	-	(51)
3/6/1995	W/H TAX DIV SO	(125)	-	(125)	-	-	1,992,046	-	-	-	(125)
3/7/1995	W/H TAX DIV JNJ	(119)	-	(119)	-	-	1,991,927	-	-	-	(119)
3/9/1995	CHECK WIRE	1,300,000	1,300,000	-	-	-	3,291,927	-	-	-	-
3/10/1995	W/H TAX DIV MOB	(203)	-	(203)	-	-	3,291,724	-	-	-	(203)
3/10/1995	W/H TAX DIV AN	(195)	-	(195)	-	-	3,291,529	-	-	-	(195)
3/10/1995	W/H TAX DIV XON	(590)	-	(590)	-	-	3,290,939	-	-	-	(590)
3/10/1995	W/H TAX DIV GM	(96)	-	(96)	-	-	3,290,843	-	-	-	(96)

BLMIS ACCOUNT NO. 1FN061 - KINGATE GLOBAL FUND LTD Page 13 of 139 LTD A/C/F KINGATE GLOBAL FUND

Page 13 of 139

Column 1	Column 2	Column 3	Column 4	Column 5	Column 6	Column 7	Column 8	Column 9	Column 10	Column 11	Column 12
Date	Transaction Description	Transaction Amount Reported in Customer Statement	Cash Deposits	Cash Withdrawals	Transfers of Principal In	Transfers of Principal Out	Balance of Principal	90-Day Preferential Transfers	2-Year Cash Withdrawals	6-Year Cash Withdrawals	Full History Cash Withdrawals
3/10/1995	W/H TAX DIV IBM	(90)	-	(90)	-	-	3,290,753	-	-	-	(90)
3/13/1995	W/H TAX DIV MMM	(129)	-	(129)	-	-	3,290,625	-	-	-	(129)
3/14/1995	W/H TAX DIV DD	(201)	-	(201)	-	-	3,290,424	-	-	-	(201)
3/14/1995	W/H TAX DIV BAC	(102)	-	(102)	-	-	3,290,322	-	-	-	(102)
3/15/1995	W/H TAX DIV ARC	(141)	-	(141)	-	-	3,290,180	-	-	-	(141)
3/15/1995	FIDELITY CASH RESERVES SBI W/H TAX DIV FCRXX	(6)	-	(6)	-	-	3,290,175	-	-	-	(6)
3/17/1995	W/H TAX DIV MCD	(27)	-	(27)	-	-	3,290,148	-	-	-	(27)
3/31/1995	W/H TAX DIV PEP	(95)	-	(95)	-	-	3,290,052	-	-	-	(95)
4/3/1995	W/H TAX DIV EK	(82)	-	(82)	-	-	3,289,970	-	-	-	(82)
4/3/1995	W/H TAX DIV S	(82)	-	(82)	-	-	3,289,888	-	-	-	(82)
4/3/1995	W/H TAX DIV AIG	(22)	-	(22)	-	-	3,289,867	-	-	-	(22)
4/3/1995	W/H TAX DIV MRK	(246)	-	(246)	-	-	3,289,620	-	-	-	(246)
4/3/1995	W/H TAX DIV KO	(188)	-	(188)	-	-	3,289,432	-	-	-	(188)
4/11/1995	CHECK WIRE	2,450,000	2,450,000	-	-	-	5,739,432	-	-	-	-
4/12/1995	W/H TAX DIV HWP	(65)	-	(65)	-	-	5,739,367	-	-	-	(65)
4/17/1995	W/H TAX DIV WMT	(101)	-	(101)	-	-	5,739,266	-	-	-	(101)
4/17/1995	W/H TAX DIV C	(82)	-	(82)	-	-	5,739,184	-	-	-	(82)
4/24/1995	FIDELITY CASH RESERVES SBI W/H TAX DIV FCRXX	(42)	-	(42)	-	-	5,739,142	-	-	-	(42)
4/25/1995	W/H TAX DIV GE	(442)	-	(442)	-	-	5,738,700	-	-	-	(442)
4/28/1995	W/H TAX DIV DOW	(173)	-	(173)	-	-	5,738,527	-	-	-	(173)
5/1/1995	W/H TAX DIV T	(531)	-	(531)	-	-	5,737,996	-	-	-	(531)
5/1/1995	W/H TAX DIV AIT	(267)	-	(267)	-	-	5,737,729	-	-	-	(267)
5/1/1995	W/H TAX DIV BEL	(301)	-	(301)	-	-	5,737,428	-	-	-	(301)
5/1/1995	W/H TAX DIV BYM	(363)	-	(363)	-	-	5,737,065	-	-	-	(363)
5/2/1995	CHECK WIRE	500,000	500,000	-	-	-	6,237,065	-	-	-	-
5/5/1995	CHECK	250,000	250,000	-	-	-	6,487,065	-	-	-	-
5/5/1995	CHECK WIRE	250,000	250,000	-	-	-	6,737,065	-	-	-	-
5/5/1995	CANCEL CHECK	(250,000)	(250,000)	-	-	-	6,487,065	-	-	-	-
5/17/1995	W/H TAX DIV CCI	(178)	-	(178)	-	-	6,486,887	-	-	-	(178)
5/19/1995	W/H TAX DIV DIS	(47)	-	(47)	-	-	6,486,840	-	-	-	(47)
5/23/1995	FIDELITY CASH RESERVE SBI W/H TAX DIV FOR FCRXX	(50)	-	(50)	-	-	6,486,790	-	-	-	(50)
6/1/1995	W/H TAX DIV INTC	(38)	-	(38)	-	-	6,486,752	-	-	-	(38)
6/1/1995	W/H TAX DIV F	(491)	-	(491)	-	-	6,486,261	-	-	-	(491)
6/2/1995	W/H TAX DIV BA	(129)	-	(129)	-	-	6,486,132	-	-	-	(129)
6/6/1995	CHECK WIRE	1,900,000	1,900,000	-	-	-	8,386,132	-	-	-	-
6/6/1995	W/H TAX DIV SO	(302)	-	(302)	-	-	8,385,830	-	-	-	(302)
6/6/1995	W/H TAX DIV JNJ	(327)	-	(327)	-	-	8,385,504	-	-	-	(327)
6/12/1995	W/H TAX DIV MOB	(549)	-	(549)	-	-	8,384,954	-	-	-	(549)
6/12/1995	W/H TAX DIV XON	(1,426)	-	(1,426)	-	-	8,383,528	-	-	-	(1,426)
6/12/1995	W/H TAX DIV DD	(432)	-	(432)	-	-	8,383,096	-	-	-	(432)
6/12/1995	W/H TAX DIV AN	(451)	-	(451)	-	-	8,382,645	-	-	-	(451)
6/12/1995	W/H TAX DIV IBM	(228)	-	(228)	-	-	8,382,417	-	-	-	(228)
6/12/1995	W/H TAX DIV MMM	(298)	-	(298)	-	-	8,382,119	-	-	-	(298)
6/12/1995	W/H TAX DIV GM	(345)	-	(345)	-	-	8,381,775	-	-	-	(345)
6/14/1995	W/H TAX DIV BAC	(255)	-	(255)	-	-	8,381,520	-	-	-	(255)
6/15/1995	W/H TAX DIV ARC	(327)	-	(327)	-	-	8,381,193	-	-	-	(327)
6/16/1995	W/H TAX DIV AIG	(62)	-	(62)	-	-	8,381,131	-	-	-	(62)
6/16/1995	W/H TAX DIV MCD	(81)	-	(81)	-	-	8,381,050	-	-	-	(81)
6/19/1995	FIDELITY ASH RESERVES SBI W/H TAX DIV FORXX	(29)	-	(29)	-	-	8,381,020	-	-	-	(29)
6/23/1995	W/H TAX DIV MCIC	(30)	-	(30)	-	-	8,380,990	-	-	-	(30)
6/30/1995	W/H TAX DIV PEP	(276)	-	(276)	-	-	8,380,714	-	-	-	(276)
7/3/1995	W/H TAX DIV EK	(233)	-	(233)	-	-	8,380,481	-	-	-	(233)
7/3/1995	W/H TAX DIV MRK	(667)	-	(667)	-	-	8,379,814	-	-	-	(667)
7/3/1995	W/H TAX DIV KO	(491)	-	(491)	-	-	8,379,323	-	-	-	(491)
7/3/1995	W/H TAX DIV SLB	(152)	-	(152)	-	-	8,379,172	-	-	-	(152)
7/5/1995	CHECK WIRE	2,350,000	2,350,000	-	-	-	10,729,172	-	-	-	-
7/10/1995	W/H TAX DIV WMT	(202)	-	(202)	-	-	10,728,970	-	-	-	(202)
7/14/1995	W/H TAX DIV C	(311)	-	(311)	-	-	10,728,659	-	-	-	(311)
7/19/1995	FIDELITY CASH RESERVES SBI W/H TAX DIV FCRXX	(36)	-	(36)	-	-	10,728,622	-	-	-	(36)
7/25/1995	W/H TAX DIV GE	(1,555)	-	(1,555)	-	-	10,727,068	-	-	-	(1,555)
7/28/1995	W/H TAX DIV DOW	(433)	-	(433)	-	-	10,726,635	-	-	-	(433)
8/1/1995	W/H TAX DIV T	(1,148)	-	(1,148)	-	-	10,725,487	-	-	-	(1,148)
8/1/1995	W/H TAX DIV BEL	(668)	-	(668)	-	-	10,724,819	-	-	-	(668)
8/1/1995	W/H TAX DIV AIT	(597)	-	(597)	-	-	10,724,222	-	-	-	(597)
8/1/1995	W/H TAX DIV BMJ	(834)	-	(834)	-	-	10,723,388	-	-	-	(834)
8/2/1995	CHECK WIRE	4,760,000	4,760,000	-	-	-	15,483,388	-	-	-	-
8/3/1995	W/H TAX DIV AIG	(11)	-	(11)	-	-	15,483,377	-	-	-	(11)
8/10/1995	W/H TAX DIV AXP	(244)	-	(244)	-	-	15,483,133	-	-	-	(244)
8/16/1995	FIDELITY CASH RESERVES SBI W/H TAX DIV FCRXX	(14)	-	(14)	-	-	15,483,119	-	-	-	(14)
8/17/1995	W/H TAX DIV CCI	(326)	-	(326)	-	-	15,482,793	-	-	-	(326)

Column 1	Column 2	Column 3	Column 4	Column 5	Column 6	Column 7	Column 8	Column 9	Column 10	Column 11	Column 12
<u>Date</u>	<u>Transaction Description</u>	<u>Transaction Amount Reported in Customer Statement</u>	<u>Cash Deposits</u>	<u>Cash Withdrawals</u>	<u>Transfers of Principal In</u>	<u>Transfers of Principal Out</u>	<u>Balance of Principal</u>	<u>90-Day Preferential Transfers</u>	<u>2-Year Cash Withdrawals</u>	<u>6-Year Cash Withdrawals</u>	<u>Full History Cash Withdrawals</u>
8/18/1995	W/H TAX DIV DIS	(104)	-	(104)	-	-	15,482,690	-	-	-	(104)
9/1/1995	W/H TAX DIV F	(880)	-	(880)	-	-	15,481,810	-	-	-	(880)
9/1/1995	W/H TAX DIV INTC	(92)	-	(92)	-	-	15,481,718	-	-	-	(92)
9/1/1995	W/H TAX DIV BA	(234)	-	(234)	-	-	15,481,484	-	-	-	(234)
9/5/1995	W/H TAX DIV JNJ	(584)	-	(584)	-	-	15,480,900	-	-	-	(584)
9/6/1995	CHECK WIRE	800,000	800,000	-	-	-	16,280,900	-	-	-	-
9/6/1995	W/H TAX DIV SO	(544)	-	(544)	-	-	16,280,356	-	-	-	(544)
9/11/1995	W/H TAX DIV IBM	(404)	-	(404)	-	-	16,279,952	-	-	-	(404)
9/11/1995	W/H TAX DIV MOB	(983)	-	(983)	-	-	16,278,969	-	-	-	(983)
9/11/1995	FIDELITY CASH RESERVES SBI W/H TAX DIV FCRXX	(23)	-	(23)	-	-	16,278,946	-	-	-	(23)
9/11/1995	W/H TAX DIV GM	(622)	-	(622)	-	-	16,278,324	-	-	-	(622)
9/11/1995	W/H TAX DIV XON	(2,561)	-	(2,561)	-	-	16,275,764	-	-	-	(2,561)
9/11/1995	W/H TAX DIV AN	(811)	-	(811)	-	-	16,274,952	-	-	-	(811)
9/12/1995	W/H TAX DIV DD	(783)	-	(783)	-	-	16,274,170	-	-	-	(783)
9/12/1995	W/H TAX DIV MMM	(771)	-	(771)	-	-	16,273,399	-	-	-	(771)
9/15/1995	W/H TAX DIV MCD	(183)	-	(183)	-	-	16,273,216	-	-	-	(183)
9/15/1995	W/H TAX DIV BAC	(664)	-	(664)	-	-	16,272,552	-	-	-	(664)
9/15/1995	W/H TAX DIV ARC	(809)	-	(809)	-	-	16,271,743	-	-	-	(809)
9/15/1995	W/H TAX DIV ARC	(59)	-	(59)	-	-	16,271,684	-	-	-	(59)
9/22/1995	W/H TAX DIV AIG	(155)	-	(155)	-	-	16,271,529	-	-	-	(155)
9/29/1995	W/H TAX DIV PEP	(618)	-	(618)	-	-	16,270,912	-	-	-	(618)
10/2/1995	W/H TAX DIV MRK	(1,674)	-	(1,674)	-	-	16,269,238	-	-	-	(1,674)
10/2/1995	W/H TAX DIV KO	(1,157)	-	(1,157)	-	-	16,268,080	-	-	-	(1,157)
10/2/1995	W/H TAX DIV SLB	(237)	-	(237)	-	-	16,267,844	-	-	-	(237)
10/2/1995	W/H TAX DIV EK	(533)	-	(533)	-	-	16,267,311	-	-	-	(533)
10/3/1995	W/H TAX DIV WMT	(455)	-	(455)	-	-	16,266,856	-	-	-	(455)
10/6/1995	CHECK WIRE	800,000	800,000	-	-	-	17,066,856	-	-	-	-
10/16/1995	FIDELITY CASH RESERVES SBI W/H TAX DIV FCRXX	(45)	-	(45)	-	-	17,066,811	-	-	-	(45)
10/25/1995	W/H TAX DIV GE	(2,795)	-	(2,795)	-	-	17,064,017	-	-	-	(2,795)
10/30/1995	W/H TAX DIV DOW	(792)	-	(792)	-	-	17,063,225	-	-	-	(792)
11/1/1995	W/H TAX DIV BMY	(1,492)	-	(1,492)	-	-	17,061,733	-	-	-	(1,492)
11/1/1995	W/H TAX DIV AIT	(1,104)	-	(1,104)	-	-	17,060,629	-	-	-	(1,104)
11/1/1995	W/H TAX DIV NYN	(963)	-	(963)	-	-	17,059,666	-	-	-	(963)
11/1/1995	W/H TAX DIV BEL	(1,210)	-	(1,210)	-	-	17,058,456	-	-	-	(1,210)
11/1/1995	W/H TAX DIV T	(2,091)	-	(2,091)	-	-	17,056,365	-	-	-	(2,091)
11/3/1995	CHECK WIRE	7,300,000	7,300,000	-	-	-	24,356,365	-	-	-	-
11/10/1995	W/H TAX DIV AXP	(432)	-	(432)	-	-	24,355,933	-	-	-	(432)
11/17/1995	W/H TAX DIV CCI	(481)	-	(481)	-	-	24,355,452	-	-	-	(481)
11/17/1995	W/H TAX DIV DIS	(181)	-	(181)	-	-	24,355,271	-	-	-	(181)
11/20/1995	FIDELITY CASH RESERVES SBI W/H TAX DIV FCRXX	(63)	-	(63)	-	-	24,355,208	-	-	-	(63)
12/1/1995	W/H TAX DIV F	(1,543)	-	(1,543)	-	-	24,353,665	-	-	-	(1,543)
12/1/1995	W/H TAX DIV BA	(351)	-	(351)	-	-	24,353,314	-	-	-	(351)
12/1/1995	W/H TAX DIV INTC	(132)	-	(132)	-	-	24,353,182	-	-	-	(132)
12/5/1995	W/H TAX DIV JNJ	(860)	-	(860)	-	-	24,352,322	-	-	-	(860)
12/6/1995	CHECK WIRE	3,200,000	3,200,000	-	-	-	27,552,322	-	-	-	-
12/8/1995	W/H TAX DIV MCIC	(70)	-	(70)	-	-	27,552,252	-	-	-	(70)
12/11/1995	W/H TAX DIV IBM	(576)	-	(576)	-	-	27,551,676	-	-	-	(576)
12/11/1995	W/H TAX DIV MOB	(1,483)	-	(1,483)	-	-	27,550,193	-	-	-	(1,483)
12/11/1995	W/H TAX DIV GM	(902)	-	(902)	-	-	27,549,291	-	-	-	(902)
12/11/1995	W/H TAX DIV AN	(1,202)	-	(1,202)	-	-	27,548,089	-	-	-	(1,202)
12/11/1995	W/H TAX DIV XON	(3,830)	-	(3,830)	-	-	27,544,259	-	-	-	(3,830)
12/11/1995	FIDELITY CASH RESERVES SBI W/H TAX DIV FCRXX	(8)	-	(8)	-	-	27,544,252	-	-	-	(8)
12/12/1995	W/H TAX DIV MMM	(801)	-	(801)	-	-	27,543,451	-	-	-	(801)
12/14/1995	W/H TAX DIV BAC	(691)	-	(691)	-	-	27,542,760	-	-	-	(691)
12/14/1995	W/H TAX DIV DD	(1,198)	-	(1,198)	-	-	27,541,561	-	-	-	(1,198)
12/15/1995	W/H TAX DIV MCD	(267)	-	(267)	-	-	27,541,294	-	-	-	(267)
12/15/1995	W/H TAX DIV ARC	(35)	-	(35)	-	-	27,541,260	-	-	-	(35)
12/15/1995	W/H TAX DIV KO	(1,620)	-	(1,620)	-	-	27,539,640	-	-	-	(1,620)
12/22/1995	W/H TAX DIV AIG	(226)	-	(226)	-	-	27,539,414	-	-	-	(226)
1/2/1996	W/H TAX DIV EK	(781)	-	(781)	-	-	27,538,633	-	-	-	(781)
1/2/1996	W/H TAX DIV PEP	(914)	-	(914)	-	-	27,537,719	-	-	-	(914)
1/2/1996	W/H TAX DIV MRK	(2,442)	-	(2,442)	-	-	27,535,277	-	-	-	(2,442)
1/4/1996	CHECK WIRE	4,000,000	4,000,000	-	-	-	31,535,277	-	-	-	-
1/5/1996	W/H TAX DIV WMT	(664)	-	(664)	-	-	31,534,614	-	-	-	(664)
1/12/1996	W/H TAX DIV C	(1,440)	-	(1,440)	-	-	31,533,173	-	-	-	(1,440)
1/18/1996	FIDELITY CASH RESERVES SBI W/H TAX DIV FCRXX	(6)	-	(6)	-	-	31,533,167	-	-	-	(6)
2/5/1996	CHECK WIRE	4,450,000	4,450,000	-	-	-	35,983,167	-	-	-	-
2/20/1996	W/H TAX DIV CCI	(1,352)	-	(1,352)	-	-	35,981,815	-	-	-	(1,352)
2/20/1996	FIDELITY CASH RESERVES SBI W/H TAX DIV FCRXX	(21)	-	(21)	-	-	35,981,794	-	-	-	(21)
3/1/1996	W/H TAX DIV BA	(608)	-	(608)	-	-	35,981,186	-	-	-	(608)

Column 1	Column 2	Column 3	Column 4	Column 5	Column 6	Column 7	Column 8	Column 9	Column 10	Column 11	Column 12
Date	Transaction Description	Transaction Amount Reported in Customer Statement	Cash Deposits	Cash Withdrawals	Transfers of Principal In	Transfers of Principal Out	Balance of Principal	90-Day Preferential Transfers	2-Year Cash Withdrawals	6-Year Cash Withdrawals	Full History Cash Withdrawals
3/1/1996	W/H TAX DIV F	(2,596)	-	(2,596)	-	-	35,978,590	-	-	-	(2,596)
3/1/1996	W/H TAX DIV COL	(90)	-	(90)	-	-	35,978,500	-	-	-	(90)
3/1/1996	W/H TAX DIV INTC	(229)	-	(229)	-	-	35,978,271	-	-	-	(229)
3/11/1996	W/H TAX DIV MOB	(2,571)	-	(2,571)	-	-	35,975,700	-	-	-	(2,571)
3/11/1996	W/H TAX DIV AN	(2,179)	-	(2,179)	-	-	35,973,521	-	-	-	(2,179)
3/11/1996	W/H TAX DIV IBM	(999)	-	(999)	-	-	35,972,522	-	-	-	(999)
3/11/1996	W/H TAX DIV XON	(6,422)	-	(6,422)	-	-	35,966,100	-	-	-	(6,422)
3/11/1996	W/H TAX DIV GM	(2,036)	-	(2,036)	-	-	35,964,065	-	-	-	(2,036)
3/12/1996	W/H TAX DIV BAC	(1,407)	-	(1,407)	-	-	35,962,658	-	-	-	(1,407)
3/12/1996	W/H TAX DIV JNJ	(1,558)	-	(1,558)	-	-	35,961,099	-	-	-	(1,558)
3/14/1996	W/H TAX DIV DD	(1,987)	-	(1,987)	-	-	35,959,112	-	-	-	(1,987)
3/15/1996	W/H TAX DIV MCD	(69)	-	(69)	-	-	35,959,043	-	-	-	(69)
3/15/1996	W/H TAX DIV ARC	(1,433)	-	(1,433)	-	-	35,957,610	-	-	-	(1,433)
3/21/1996	FIDELITY CASH RESERVES SBI W/H TAX DIV FCRXX	(27)	-	(27)	-	-	35,957,583	-	-	-	(27)
3/22/1996	W/H TAX DIV AIG	(179)	-	(179)	-	-	35,957,405	-	-	-	(179)
3/29/1996	W/H TAX DIV PEP	(700)	-	(700)	-	-	35,956,705	-	-	-	(700)
4/1/1996	W/H TAX DIV MRK	(1,878)	-	(1,878)	-	-	35,954,827	-	-	-	(1,878)
4/1/1996	W/H TAX DIV KO	(2,321)	-	(2,321)	-	-	35,952,506	-	-	-	(2,321)
4/1/1996	W/H TAX DIV EK	(197)	-	(197)	-	-	35,952,309	-	-	-	(197)
4/1/1996	W/H TAX DIV S	(130)	-	(130)	-	-	35,952,179	-	-	-	(130)
4/2/1996	W/H TAX DIV C	(1,697)	-	(1,697)	-	-	35,950,481	-	-	-	(1,697)
4/3/1996	CHECK WIRE	2,400,000	2,400,000	-	-	-	38,350,481	-	-	-	-
4/8/1996	W/H TAX DIV WMT	(900)	-	(900)	-	-	38,349,581	-	-	-	(900)
4/10/1996	W/H TAX DIV HWP	(764)	-	(764)	-	-	38,348,816	-	-	-	(764)
4/17/1996	FIDELITY CASH RESERVES SBI W/H TAX DIV FCRXX	(67)	-	(67)	-	-	38,348,750	-	-	-	(67)
4/25/1996	W/H TAX DIV GE	(1,130)	-	(1,130)	-	-	38,347,620	-	-	-	(1,130)
4/30/1996	W/H TAX DIV DOW	(1,454)	-	(1,454)	-	-	38,346,166	-	-	-	(1,454)
5/1/1996	W/H TAX DIV T	(3,938)	-	(3,938)	-	-	38,342,228	-	-	-	(3,938)
5/1/1996	W/H TAX DIV BEL	(2,317)	-	(2,317)	-	-	38,339,911	-	-	-	(2,317)
5/1/1996	W/H TAX DIV AIT	(2,157)	-	(2,157)	-	-	38,337,754	-	-	-	(2,157)
5/1/1996	W/H TAX DIV BMY	(2,877)	-	(2,877)	-	-	38,334,878	-	-	-	(2,877)
5/1/1996	W/H TAX DIV NYN	(1,829)	-	(1,829)	-	-	38,333,048	-	-	-	(1,829)
5/2/1996	W/H TAX DIV PNU	(1,016)	-	(1,016)	-	-	38,332,033	-	-	-	(1,016)
5/3/1996	CHECK WIRE	700,000	700,000	-	-	-	39,032,033	-	-	-	-
5/10/1996	W/H TAX DIV AXP	(828)	-	(828)	-	-	39,031,205	-	-	-	(828)
5/14/1996	FIDELITY CASH RESERVES SBI W/H TAX DIV FCRXX	(40)	-	(40)	-	-	39,031,164	-	-	-	(40)
5/17/1996	W/H TAX DIV DIS	(428)	-	(428)	-	-	39,030,736	-	-	-	(428)
5/17/1996	W/H TAX DIV CCI	(1,734)	-	(1,734)	-	-	39,029,002	-	-	-	(1,734)
5/21/1996	W/H TAX DIV AIG	(321)	-	(321)	-	-	39,028,681	-	-	-	-
6/3/1996	AMERICAN INTL GROUP INC CXL W/H TAX 5/07/96 AIG	321	-	321	-	-	39,029,002	-	-	-	-
6/3/1996	W/H TAX DIV F	(3,040)	-	(3,040)	-	-	39,025,962	-	-	-	(3,040)
6/3/1996	W/H TAX DIV COL	(105)	-	(105)	-	-	39,025,858	-	-	-	(105)
6/3/1996	W/H TAX DIV INTC	(268)	-	(268)	-	-	39,025,589	-	-	-	(268)
6/5/1996	CHECK WIRE	7,300,000	7,300,000	-	-	-	46,325,589	-	-	-	-
6/7/1996	W/H TAX DIV BA	(437)	-	(437)	-	-	46,325,153	-	-	-	(437)
6/10/1996	W/H TAX DIV AN	(2,588)	-	(2,588)	-	-	46,322,565	-	-	-	(2,588)
6/10/1996	W/H TAX DIV MOB	(3,148)	-	(3,148)	-	-	46,319,416	-	-	-	(3,148)
6/10/1996	W/H TAX DIV IBM	(1,642)	-	(1,642)	-	-	46,317,774	-	-	-	(1,642)
6/11/1996	W/H TAX DIV JNJ	(1,186)	-	(1,186)	-	-	46,316,588	-	-	-	(1,186)
6/12/1996	W/H TAX DIV MMM	(1,438)	-	(1,438)	-	-	46,315,150	-	-	-	(1,438)
6/12/1996	W/H TAX DIV BAC	(907)	-	(907)	-	-	46,314,243	-	-	-	(907)
6/14/1996	W/H TAX DIV MCD	(398)	-	(398)	-	-	46,313,845	-	-	-	(398)
6/21/1996	W/H TAX DIV AIG	(295)	-	(295)	-	-	46,313,550	-	-	-	(295)
6/25/1996	FIDELITY CASH RESERVES SBI W/H TAX DIV FCRXX	(51)	-	(51)	-	-	46,313,499	-	-	-	(51)
6/28/1996	W/H TAX DIV PEP	(1,408)	-	(1,408)	-	-	46,312,092	-	-	-	(1,408)
7/1/1996	W/H TAX DIV KO	(2,499)	-	(2,499)	-	-	46,309,593	-	-	-	(2,499)
7/1/1996	W/H TAX DIV WMT	(932)	-	(932)	-	-	46,308,661	-	-	-	(932)
7/1/1996	W/H TAX DIV MRK	(3,260)	-	(3,260)	-	-	46,305,401	-	-	-	(3,260)
7/3/1996	CHECK WIRE	6,500,000	6,500,000	-	-	-	52,805,401	-	-	-	-
7/5/1996	W/H TAX DIV SLB	(689)	-	(689)	-	-	52,804,712	-	-	-	(689)
7/8/1996	CHECK WIRE	1,500,000	1,500,000	-	-	-	54,304,712	-	-	-	-
7/10/1996	W/H TAX DIV HWP	(979)	-	(979)	-	-	54,303,733	-	-	-	(979)
7/15/1996	W/H TAX DIV C	(1,999)	-	(1,999)	-	-	54,301,734	-	-	-	(1,999)
7/22/1996	FIDELITY CASH RESERVES SBI W/H TAX DIV FCRXX	(40)	-	(40)	-	-	54,301,694	-	-	-	(40)
7/25/1996	W/H TAX DIV GE	(6,989)	-	(6,989)	-	-	54,294,704	-	-	-	(6,989)
7/30/1996	W/H TAX DIV DOW	(1,377)	-	(1,377)	-	-	54,293,327	-	-	-	(1,377)
8/1/1996	W/H TAX DIV PNU	(1,244)	-	(1,244)	-	-	54,292,083	-	-	-	(1,244)
8/1/1996	W/H TAX DIV EK	(1,061)	-	(1,061)	-	-	54,291,022	-	-	-	(1,061)
8/1/1996	W/H TAX DIV NYN	(2,293)	-	(2,293)	-	-	54,288,730	-	-	-	(2,293)
8/1/1996	W/H TAX DIV BMY	(3,429)	-	(3,429)	-	-	54,285,301	-	-	-	(3,429)



Column 1	Column 2	Column 3	Column 4	Column 5	Column 6	Column 7	Column 8	Column 9	Column 10	Column 11	Column 12
Date	Transaction Description	Transaction Amount Reported in Customer Statement	Cash Deposits	Cash Withdrawals	Transfers of Principal In	Transfers of Principal Out	Balance of Principal	90-Day Preferential Transfers	2-Year Cash Withdrawals	6-Year Cash Withdrawals	Full History Cash Withdrawals
8/1/1996	W/H TAX DIV AIT	(2,570)	-	(2,570)	-	-	54,282,731	-	-	-	(2,570)
8/1/1996	W/H TAX DIV BEL	(2,798)	-	(2,798)	-	-	54,279,933	-	-	-	(2,798)
8/1/1996	W/H TAX DIV T	(4,843)	-	(4,843)	-	-	54,275,090	-	-	-	(4,843)
8/7/1996	CHECK WIRE	4,500,000	4,500,000	-	-	-	58,775,090	-	-	-	-
8/9/1996	W/H TAX DIV AXP	(983)	-	(983)	-	-	58,774,107	-	-	-	(983)
8/16/1996	W/H TAX DIV DIS	(666)	-	(666)	-	-	58,773,442	-	-	-	(666)
8/19/1996	FIDELITY CASH RESERVES SBI W/H TAX DIV FCRXX	(51)	-	(51)	-	-	58,773,390	-	-	-	(51)
8/19/1996	W/H TAX DIV CCI	(2,504)	-	(2,504)	-	-	58,770,886	-	-	-	(2,504)
9/3/1996	W/H TAX DIV COL	(157)	-	(157)	-	-	58,770,730	-	-	-	(157)
9/3/1996	W/H TAX DIV F	(5,206)	-	(5,206)	-	-	58,765,524	-	-	-	(5,206)
9/3/1996	W/H TAX DIV INTC	(486)	-	(486)	-	-	58,765,038	-	-	-	(486)
9/6/1996	W/H TAX DIV BA	(1,123)	-	(1,123)	-	-	58,763,915	-	-	-	(1,123)
9/9/1996	CHECK WIRE	11,200,000	11,200,000	-	-	-	69,963,915	-	-	-	-
9/10/1996	W/H TAX DIV MOB	(4,617)	-	(4,617)	-	-	69,959,298	-	-	-	(4,617)
9/10/1996	W/H TAX DIV JNJ	(3,005)	-	(3,005)	-	-	69,956,294	-	-	-	(3,005)
9/10/1996	W/H TAX DIV XON	(11,401)	-	(11,401)	-	-	69,944,893	-	-	-	(11,401)
9/10/1996	W/H TAX DIV IBM	(2,303)	-	(2,303)	-	-	69,942,590	-	-	-	(2,303)
9/10/1996	W/H TAX DIV AN	(3,767)	-	(3,767)	-	-	69,938,823	-	-	-	(3,767)
9/10/1996	W/H TAX DIV GM	(3,603)	-	(3,603)	-	-	69,935,220	-	-	-	(3,603)
9/12/1996	W/H TAX DIV DD	(3,807)	-	(3,807)	-	-	69,931,413	-	-	-	(3,807)
9/12/1996	FIDELITY CASH RESERVES SBI W/H TAX DIV FCRXX	(33)	-	(33)	-	-	69,931,380	-	-	-	(33)
9/12/1996	W/H TAX DIV BAC	(2,329)	-	(2,329)	-	-	69,929,051	-	-	-	(2,329)
9/13/1996	W/H TAX DIV MCD	(646)	-	(646)	-	-	69,928,405	-	-	-	(646)
9/13/1996	W/H TAX DIV ARC	(520)	-	(520)	-	-	69,927,885	-	-	-	(520)
9/20/1996	W/H TAX DIV AIG	(573)	-	(573)	-	-	69,927,312	-	-	-	(573)
9/27/1996	W/H TAX DIV PEP	(2,265)	-	(2,265)	-	-	69,925,047	-	-	-	(2,265)
10/1/1996	W/H TAX DIV MRK	(6,199)	-	(6,199)	-	-	69,918,848	-	-	-	(6,199)
10/1/1996	W/H TAX DIV KO	(4,616)	-	(4,616)	-	-	69,914,232	-	-	-	(4,616)
10/1/1996	W/H TAX DIV EK	(1,723)	-	(1,723)	-	-	69,912,509	-	-	-	(1,723)
10/7/1996	W/H TAX DIV WMT	(1,506)	-	(1,506)	-	-	69,911,003	-	-	-	(1,506)
10/8/1996	CHECK WIRE	6,500,000	6,500,000	-	-	-	76,411,003	-	-	-	-
10/15/1996	W/H TAX DIV C	(523)	-	(523)	-	-	76,410,480	-	-	-	(523)
10/15/1996	FIDELITY CASH RESERVES SBI W/H TAX DIV FCRXX	(7)	-	(7)	-	-	76,410,473	-	-	-	(7)
11/1/1996	W/H TAX DIV T	(6,617)	-	(6,617)	-	-	76,403,856	-	-	-	(6,617)
11/7/1996	CHECK WIRE	9,000,000	9,000,000	-	-	-	85,403,856	-	-	-	-
11/8/1996	FIDELITY CASH RESERVES SBI W/H TAX DIV FCRXX	(16)	-	(16)	-	-	85,403,840	-	-	-	(16)
11/19/1996	W/H TAX DIV CCI	(1,752)	-	(1,752)	-	-	85,402,088	-	-	-	(1,752)
12/2/1996	W/H TAX DIV F	(3,787)	-	(3,787)	-	-	85,398,302	-	-	-	(3,787)
12/2/1996	W/H TAX DIV INTC	(369)	-	(369)	-	-	85,397,933	-	-	-	(369)
12/5/1996	CHECK WIRE	9,500,000	9,500,000	-	-	-	94,897,933	-	-	-	-
12/6/1996	W/H TAX DIV BA	(1,615)	-	(1,615)	-	-	94,896,318	-	-	-	(1,615)
12/10/1996	W/H TAX DIV MOB	(3,278)	-	(3,278)	-	-	94,893,040	-	-	-	(3,278)
12/10/1996	W/H TAX DIV JNJ	(4,187)	-	(4,187)	-	-	94,888,853	-	-	-	(4,187)
12/10/1996	W/H TAX DIV IBM	(1,506)	-	(1,506)	-	-	94,887,347	-	-	-	(1,506)
12/10/1996	W/H TAX DIV XON	(16,270)	-	(16,270)	-	-	94,871,077	-	-	-	(16,270)
12/10/1996	W/H TAX DIV AN	(2,664)	-	(2,664)	-	-	94,868,413	-	-	-	(2,664)
12/10/1996	W/H TAX DIV GM	(4,942)	-	(4,942)	-	-	94,863,471	-	-	-	(4,942)
12/12/1996	W/H TAX DIV MTC	(1,451)	-	(1,451)	-	-	94,862,020	-	-	-	(1,451)
12/12/1996	W/H TAX DIV BAC	(3,225)	-	(3,225)	-	-	94,858,795	-	-	-	(3,225)
12/12/1996	W/H TAX DIV MMM	(3,431)	-	(3,431)	-	-	94,855,364	-	-	-	(3,431)
12/13/1996	W/H TAX DIV MCD	(865)	-	(865)	-	-	94,854,499	-	-	-	(865)
12/16/1996	W/H TAX DIV KO	(5,098)	-	(5,098)	-	-	94,849,402	-	-	-	(5,098)
12/16/1996	W/H TAX DIV DD	(5,400)	-	(5,400)	-	-	94,844,002	-	-	-	(5,400)
12/18/1996	FIDELITY CASH RESERVES SBI W/H TAX DIV FCRXX	(22)	-	(22)	-	-	94,843,980	-	-	-	(22)
12/20/1996	W/H TAX DIV AIG	(783)	-	(783)	-	-	94,843,197	-	-	-	(783)
1/2/1997	W/H TAX DIV PEP	(2,960)	-	(2,960)	-	-	94,840,237	-	-	-	(2,960)
1/2/1997	W/H TAX DIV EK	(2,307)	-	(2,307)	-	-	94,837,930	-	-	-	(2,307)
1/2/1997	W/H TAX DIV MRK	(8,156)	-	(8,156)	-	-	94,829,774	-	-	-	(8,156)
1/9/1997	WIRE	11,000,000	11,000,000	-	-	-	105,829,774	-	-	-	-
1/10/1997	FIDELITY SPARTAN U S TREASURY MONEY MARKET	(2)	-	(2)	-	-	105,829,772	-	-	-	(2)
1/15/1997	W/H TAX DIV C	(4,619)	-	(4,619)	-	-	105,825,153	-	-	-	(4,619)
1/17/1997	W/H TAX DIV WMT	(1,989)	-	(1,989)	-	-	105,823,164	-	-	-	(1,989)
2/6/1997	CHECK WIRE	13,000,000	13,000,000	-	-	-	118,823,164	-	-	-	-
2/18/1997	FIDELITY SPARTAN U S TREASURY MONEY MARKET	(40)	-	(40)	-	-	118,823,124	-	-	-	(40)
2/20/1997	W/H TAX DIV CCI	(4,830)	-	(4,830)	-	-	118,818,294	-	-	-	(4,830)
3/3/1997	W/H TAX DIV COL	(252)	-	(252)	-	-	118,818,042	-	-	-	(252)
3/3/1997	W/H TAX DIV F	(8,762)	-	(8,762)	-	-	118,809,280	-	-	-	(8,762)
3/3/1997	W/H TAX DIV INTC	(775)	-	(775)	-	-	118,808,506	-	-	-	(775)
3/7/1997	W/H TAX DIV BA	(1,898)	-	(1,898)	-	-	118,806,608	-	-	-	(1,898)
3/10/1997	CHECK WIRE	3,200,000	3,200,000	-	-	-	122,006,608	-	-	-	-

Column 1	Column 2	Column 3	Column 4	Column 5	Column 6	Column 7	Column 8	Column 9	Column 10	Column 11	Column 12
Date	Transaction Description	Transaction Amount Reported in Customer Statement	Cash Deposits	Cash Withdrawals	Transfers of Principal In	Transfers of Principal Out	Balance of Principal	90-Day Preferential Transfers	2-Year Cash Withdrawals	6-Year Cash Withdrawals	Full History Cash Withdrawals
3/10/1997	W/H TAX DIV GM	(7,022)	-	(7,022)	-	-	121,999,585	-	-	-	(7,022)
3/10/1997	W/H TAX DIV XON	(18,745)	-	(18,745)	-	-	121,980,840	-	-	-	(18,745)
3/10/1997	W/H TAX DIV MOB	(8,212)	-	(8,212)	-	-	121,972,628	-	-	-	(8,212)
3/10/1997	W/H TAX DIV IBM	(3,391)	-	(3,391)	-	-	121,969,237	-	-	-	(3,391)
3/10/1997	W/H TAX DIV AN	(6,779)	-	(6,779)	-	-	121,962,458	-	-	-	(6,779)
3/11/1997	W/H TAX DIV JNJ	(5,301)	-	(5,301)	-	-	121,957,157	-	-	-	(5,301)
3/11/1997	FIDELITY SPARTAN U S TREASURY MONEY MARKET	(5)	-	(5)	-	-	121,957,152	-	-	-	(5)
3/12/1997	W/H TAX DIV BAC	(4,575)	-	(4,575)	-	-	121,952,577	-	-	-	(4,575)
3/12/1997	W/H TAX DIV MMM	(4,542)	-	(4,542)	-	-	121,948,035	-	-	-	(4,542)
3/14/1997	W/H TAX DIV DD	(6,073)	-	(6,073)	-	-	121,941,962	-	-	-	(6,073)
3/17/1997	TRANS TO 1FN08630 (1FN086)	(3,200,000)	-	-	-	(3,200,000)	118,741,962	-	-	-	-
3/31/1997	W/H TAX DIV PEP	(1,204)	-	(1,204)	-	-	118,740,758	-	-	-	(1,204)
4/1/1997	W/H TAX DIV KO	(2,330)	-	(2,330)	-	-	118,738,428	-	-	-	(2,330)
4/4/1997	W/H TAX DIV SLB	(2,008)	-	(2,008)	-	-	118,736,419	-	-	-	(2,008)
4/8/1997	CHECK WIRE	15,000,000	15,000,000	-	-	-	133,736,419	-	-	-	-
4/9/1997	W/H TAX DIV WMT	(1,042)	-	(1,042)	-	-	133,735,377	-	-	-	(1,042)
4/15/1997	W/H TAX DIV C	(1,991)	-	(1,991)	-	-	133,733,386	-	-	-	(1,991)
4/16/1997	W/H TAX DIV HWP	(1,604)	-	(1,604)	-	-	133,731,782	-	-	-	(1,604)
4/24/1997	FIDELITY SPARTAN U S TREASURY MONEY MARKET	(42)	-	(42)	-	-	133,731,740	-	-	-	(42)
5/1/1997	W/H TAX DIV BMY	(5,142)	-	(5,142)	-	-	133,726,598	-	-	-	(5,142)
5/1/1997	W/H TAX DIV T	(7,005)	-	(7,005)	-	-	133,719,593	-	-	-	(7,005)
5/1/1997	W/H TAX DIV BEL	(4,204)	-	(4,204)	-	-	133,715,389	-	-	-	(4,204)
5/1/1997	W/H TAX DIV AIT	(4,154)	-	(4,154)	-	-	133,711,235	-	-	-	(4,154)
5/9/1997	CHECK WIRE	20,000,000	20,000,000	-	-	-	153,711,235	-	-	-	-
5/9/1997	W/H TAX DIV AXP	(1,429)	-	(1,429)	-	-	153,709,806	-	-	-	(1,429)
5/12/1997	FIDELITY SPARTAN U S TREASURY MONEY MARKET	(12)	-	(12)	-	-	153,709,795	-	-	-	(12)
5/16/1997	W/H TAX DIV DIS	(1,196)	-	(1,196)	-	-	153,708,599	-	-	-	(1,196)
5/19/1997	W/H TAX DIV CCI	(2,900)	-	(2,900)	-	-	153,705,699	-	-	-	(2,900)
6/2/1997	W/H TAX DIV COL	(166)	-	(166)	-	-	153,705,533	-	-	-	(166)
6/2/1997	W/H TAX DIV INTC	(506)	-	(506)	-	-	153,705,027	-	-	-	(506)
6/2/1997	W/H TAX DIV F	(6,058)	-	(6,058)	-	-	153,698,969	-	-	-	(6,058)
6/9/1997	CHECK WIRE	27,000,000	27,000,000	-	-	-	180,698,969	-	-	-	-
6/10/1997	W/H TAX DIV MOB	(4,880)	-	(4,880)	-	-	180,694,089	-	-	-	(4,880)
6/10/1997	W/H TAX DIV IBM	(2,701)	-	(2,701)	-	-	180,691,388	-	-	-	(2,701)
6/10/1997	W/H TAX DIV AN	(4,082)	-	(4,082)	-	-	180,687,306	-	-	-	(4,082)
6/11/1997	FIDELITY SPARTAN U S TREASURY MONEY MARKET	(33)	-	(33)	-	-	180,687,273	-	-	-	(33)
7/8/1997	CHECK WIRE	27,000,000	27,000,000	-	-	-	207,687,273	-	-	-	-
7/9/1997	W/H TAX DIV HWP	(3,959)	-	(3,959)	-	-	207,683,313	-	-	-	(3,959)
7/14/1997	W/H TAX DIV WMT	(4,381)	-	(4,381)	-	-	207,678,933	-	-	-	(4,381)
7/18/1997	FIDELITY SPARTAN U S TREASURY MONEY MARKET	(43)	-	(43)	-	-	207,678,889	-	-	-	(43)
7/25/1997	W/H TAX DIV GE	(23,944)	-	(23,944)	-	-	207,654,946	-	-	-	(23,944)
8/1/1997	W/H TAX DIV BMY	(10,609)	-	(10,609)	-	-	207,644,337	-	-	-	(10,609)
8/1/1997	W/H TAX DIV BEL	(9,122)	-	(9,122)	-	-	207,635,215	-	-	-	(9,122)
8/1/1997	W/H TAX DIV AIT	(8,603)	-	(8,603)	-	-	207,626,612	-	-	-	(8,603)
8/1/1997	W/H TAX DIV T	(14,956)	-	(14,956)	-	-	207,611,657	-	-	-	(14,956)
8/8/1997	W/H TAX DIV AXP	(2,937)	-	(2,937)	-	-	207,608,720	-	-	-	(2,937)
8/11/1997	CHECK WIRE	12,000,000	12,000,000	-	-	-	219,608,720	-	-	-	-
8/20/1997	FIDELITY SPARTAN U S TREASURY MONEY MARKET	(65)	-	(65)	-	-	219,608,655	-	-	-	(65)
8/22/1997	W/H TAX DIV DIS	(2,498)	-	(2,498)	-	-	219,606,157	-	-	-	(2,498)
9/8/1997	CHECK WIRE	7,000,000	7,000,000	-	-	-	226,606,157	-	-	-	-
9/12/1997	W/H TAX DIV MCD	(1,782)	-	(1,782)	-	-	226,604,375	-	-	-	(1,782)
9/12/1997	W/H TAX DIV MMM	(4,539)	-	(4,539)	-	-	226,599,836	-	-	-	(4,539)
9/19/1997	W/H TAX DIV AIG	(1,620)	-	(1,620)	-	-	226,598,216	-	-	-	(1,620)
9/23/1997	FIDELITY SPARTAN U S TREASURY MONEY MARKET	(1)	-	(1)	-	-	226,598,216	-	-	-	(1)
9/26/1997	W/H TAX DIV NB	(7,406)	-	(7,406)	-	-	226,590,810	-	-	-	(7,406)
10/1/1997	W/H TAX DIV MRK	(16,656)	-	(16,656)	-	-	226,574,154	-	-	-	(16,656)
10/1/1997	W/H TAX DIV KO	(10,364)	-	(10,364)	-	-	226,563,790	-	-	-	(10,364)
10/1/1997	W/H TAX DIV S	(2,709)	-	(2,709)	-	-	226,561,082	-	-	-	(2,709)
10/7/1997	W/H TAX DIV PEP	(5,851)	-	(5,851)	-	-	226,555,231	-	-	-	(5,851)
10/8/1997	CHECK WIRE	7,000,000	7,000,000	-	-	-	233,555,231	-	-	-	-
10/10/1997	W/H TAX DIV SLB	(2,839)	-	(2,839)	-	-	233,552,392	-	-	-	(2,839)
10/14/1997	W/H TAX DIV WMT	(4,656)	-	(4,656)	-	-	233,547,736	-	-	-	(4,656)
10/15/1997	W/H TAX DIV C	(8,412)	-	(8,412)	-	-	233,539,324	-	-	-	(8,412)
10/15/1997	W/H TAX DIV HWP	(4,240)	-	(4,240)	-	-	233,535,084	-	-	-	(4,240)
10/22/1997	FIDELITY SPARTAN U S TREASURY MONEY MARKET	(48)	-	(48)	-	-	233,535,036	-	-	-	(48)
10/27/1997	W/H TAX DIV GE	(26,193)	-	(26,193)	-	-	233,508,843	-	-	-	(26,193)
11/3/1997	W/H TAX DIV T	(16,686)	-	(16,686)	-	-	233,492,157	-	-	-	(16,686)
11/3/1997	W/H TAX DIV AIT	(9,794)	-	(9,794)	-	-	233,482,363	-	-	-	(9,794)
11/3/1997	W/H TAX DIV BEL	(18,725)	-	(18,725)	-	-	233,463,638	-	-	-	(18,725)
11/3/1997	W/H TAX DIV BMY	(11,876)	-	(11,876)	-	-	233,451,762	-	-	-	(11,876)

BLMIS ACCOUNT NO. 1FN061 - KINGATE GLOBAL FUND LTD PPA 1801140150 LTD A/C/F KINGATE GLOBAL FUND

Page 18 of 199

Column 1	Column 2	Column 3	Column 4	Column 5	Column 6	Column 7	Column 8	Column 9	Column 10	Column 11	Column 12
Date	Transaction Description	Transaction Amount Reported in Customer Statement	Cash Deposits	Cash Withdrawals	Transfers of Principal In	Transfers of Principal Out	Balance of Principal	90-Day Preferential Transfers	2-Year Cash Withdrawals	6-Year Cash Withdrawals	Full History Cash Withdrawals
11/10/1997	W/H TAX DIV AXP	(3,321)	-	(3,321)	-	-	233,448,441	-	-	-	(3,321)
11/13/1997	CHECK WIRE	27,500,000	27,500,000	-	-	-	260,948,441	-	-	-	-
11/20/1997	FIDELITY SPARTAN U S TREASURY MONEY MARKET	(16)	-	(16)	-	-	260,948,425	-	-	-	(16)
11/21/1997	W/H TAX DIV DIS	(2,763)	-	(2,763)	-	-	260,945,662	-	-	-	(2,763)
12/12/1997	W/H TAX DIV MCD	(1,576)	-	(1,576)	-	-	260,944,086	-	-	-	(1,576)
12/15/1997	W/H TAX DIV KO	(9,628)	-	(9,628)	-	-	260,934,458	-	-	-	(9,628)
12/17/1997	FIDELITY SPARTAN U S TREASURY MONEY MARKET	(11)	-	(11)	-	-	260,934,448	-	-	-	(11)
12/19/1997	W/H TAX DIV AIG	(1,433)	-	(1,433)	-	-	260,933,015	-	-	-	(1,433)
12/24/1997	W/H TAX DIV NB	(7,549)	-	(7,549)	-	-	260,925,466	-	-	-	(7,549)
1/2/1998	W/H TAX DIV MRK	(15,129)	-	(15,129)	-	-	260,910,336	-	-	-	(15,129)
1/2/1998	W/H TAX DIV PEP	(5,349)	-	(5,349)	-	-	260,904,988	-	-	-	(5,349)
1/9/1998	CHECK WIRE	19,000,000	19,000,000	-	-	-	279,904,988	-	-	-	-
1/15/1998	W/H TAX DIV C	(7,335)	-	(7,335)	-	-	279,897,652	-	-	-	(7,335)
1/20/1998	FIDELITY SPARTAN U S TREASURY MONEY MARKET	(4)	-	(4)	-	-	279,897,648	-	-	-	(4)
2/9/1998	CHECK WIRE	25,000,000	25,000,000	-	-	-	304,897,648	-	-	-	-
2/19/1998	W/H TAX DIV CCI	(6,765)	-	(6,765)	-	-	304,890,883	-	-	-	(6,765)
2/24/1998	FIDELITY SPARTAN U S TREASURY MONEY MARKET	(28)	-	(28)	-	-	304,890,856	-	-	-	(28)
2/25/1998	W/H TAX DIV MER	(1,765)	-	(1,765)	-	-	304,889,091	-	-	-	(1,765)
3/2/1998	W/H TAX DIV INTC	(1,302)	-	(1,302)	-	-	304,887,789	-	-	-	(1,302)
3/2/1998	W/H TAX DIV F	(13,280)	-	(13,280)	-	-	304,874,509	-	-	-	(13,280)
3/6/1998	CHECK WIRE	21,000,000	21,000,000	-	-	-	325,874,509	-	-	-	-
3/6/1998	W/H TAX DIV BA	(5,374)	-	(5,374)	-	-	325,869,135	-	-	-	(5,374)
3/10/1998	W/H TAX DIV IBM	(5,000)	-	(5,000)	-	-	325,864,135	-	-	-	(5,000)
3/10/1998	W/H TAX DIV XON	(26,531)	-	(26,531)	-	-	325,837,604	-	-	-	(26,531)
3/10/1998	W/H TAX DIV GM	(13,863)	-	(13,863)	-	-	325,823,741	-	-	-	(13,863)
3/10/1998	W/H TAX DIV AN	(14,396)	-	(14,396)	-	-	325,809,346	-	-	-	(14,396)
3/10/1998	W/H TAX DIV MOB	(11,735)	-	(11,735)	-	-	325,797,610	-	-	-	(11,735)
3/10/1998	W/H TAX DIV JNJ	(11,261)	-	(11,261)	-	-	325,786,350	-	-	-	(11,261)
3/11/1998	W/H TAX DIV BAC	(9,312)	-	(9,312)	-	-	325,777,038	-	-	-	(9,312)
3/12/1998	W/H TAX DIV MMM	(8,211)	-	(8,211)	-	-	325,768,827	-	-	-	(8,211)
3/13/1998	W/H TAX DIV ARC	(6,287)	-	(6,287)	-	-	325,762,540	-	-	-	(6,287)
3/16/1998	W/H TAX DIV DD	(13,436)	-	(13,436)	-	-	325,749,104	-	-	-	(13,436)
3/17/1998	FIDELITY SPARTAN U S TREASURY MONEY MARKET	(50)	-	(50)	-	-	325,749,054	-	-	-	(50)
4/3/1998	W/H TAX DIV SLB	(3,599)	-	(3,599)	-	-	325,745,455	-	-	-	(3,599)
4/6/1998	W/H TAX DIV WMT	(3,563)	-	(3,563)	-	-	325,741,891	-	-	-	(3,563)
4/8/1998	CHECK WIRE	45,000,000	45,000,000	-	-	-	370,741,891	-	-	-	-
4/15/1998	W/H TAX DIV HWP	(5,796)	-	(5,796)	-	-	370,736,095	-	-	-	(5,796)
4/22/1998	FIDELITY SPARTAN U S TREASURY MONEY MARKET	(25)	-	(25)	-	-	370,736,071	-	-	-	(25)
5/1/1998	W/H TAX DIV BMY	(15,709)	-	(15,709)	-	-	370,720,362	-	-	-	(15,709)
5/1/1998	W/H TAX DIV T	(21,785)	-	(21,785)	-	-	370,698,577	-	-	-	(21,785)
5/1/1998	W/H TAX DIV BEL	(24,122)	-	(24,122)	-	-	370,674,455	-	-	-	(24,122)
5/1/1998	W/H TAX DIV AIT	(13,763)	-	(13,763)	-	-	370,660,692	-	-	-	(13,763)
5/8/1998	CHECK WIRE	30,000,000	30,000,000	-	-	-	400,660,692	-	-	-	-
5/8/1998	W/H TAX DIV AXP	(4,280)	-	(4,280)	-	-	400,656,412	-	-	-	(4,280)
5/19/1998	FIDELITY SPARTAN U S TREASURY MONEY MARKET	(26)	-	(26)	-	-	400,656,386	-	-	-	(26)
5/22/1998	W/H TAX DIV DIS	(4,229)	-	(4,229)	-	-	400,652,157	-	-	-	(4,229)
6/5/1998	CHECK WIRE	18,000,000	18,000,000	-	-	-	418,652,157	-	-	-	-
6/5/1998	W/H TAX DIV BA	(6,618)	-	(6,618)	-	-	418,645,539	-	-	-	(6,618)
6/9/1998	W/H TAX DIV JNJ	(15,754)	-	(15,754)	-	-	418,629,785	-	-	-	(15,754)
6/10/1998	W/H TAX DIV AN	(23,914)	-	(23,914)	-	-	418,605,871	-	-	-	-
6/10/1998	W/H TAX DIV XON	(32,975)	-	(32,975)	-	-	418,572,895	-	-	-	(32,975)
6/10/1998	W/H TAX DIV MOB	(6,476)	-	(6,476)	-	-	418,566,419	-	-	-	(6,476)
6/10/1998	W/H TAX DIV GM	(11,881)	-	(11,881)	-	-	418,554,538	-	-	-	(11,881)
6/10/1998	W/H TAX DIV IBM	(3,214)	-	(3,214)	-	-	418,551,325	-	-	-	(3,214)
6/11/1998	W/H TAX DIV BAC	(11,428)	-	(11,428)	-	-	418,539,897	-	-	-	(11,428)
6/11/1998	FIDELITY SPARTAN U S TREASURY MONEY MARKET	(1)	-	(1)	-	-	418,539,895	-	-	-	(1)
6/12/1998	W/H TAX DIV DD	(19,303)	-	(19,303)	-	-	418,520,593	-	-	-	(19,303)
6/12/1998	W/H TAX DIV MCD	(2,913)	-	(2,913)	-	-	418,517,680	-	-	-	(2,913)
6/12/1998	W/H TAX DIV MMM	(10,111)	-	(10,111)	-	-	418,507,569	-	-	-	(10,111)
6/19/1998	W/H TAX DIV AIG	(2,565)	-	(2,565)	-	-	418,505,004	-	-	-	(2,565)
6/26/1998	W/H TAX DIV NB	(16,992)	-	(16,992)	-	-	418,488,012	-	-	-	(16,992)
6/30/1998	W/H TAX DIV NT	(1,509)	-	(1,509)	-	-	418,486,503	-	-	-	(1,509)
6/30/1998	W/H TAX DIV PEP	(9,233)	-	(9,233)	-	-	418,477,269	-	-	-	(9,233)
7/1/1998	AMOCO CORP CANCEL W/H	23,914	-	23,914	-	-	418,501,184	-	-	-	-
7/1/1998	AMOCO CORP W/H TAX DIV	(11,957)	-	(11,957)	-	-	418,489,227	-	-	-	(11,957)
7/1/1998	W/H TAX DIV MRK	(25,317)	-	(25,317)	-	-	418,463,910	-	-	-	(25,317)
7/1/1998	W/H TAX DIV KO	(17,633)	-	(17,633)	-	-	418,446,277	-	-	-	(17,633)
7/9/1998	CHECK WIRE	52,000,000	52,000,000	-	-	-	470,446,277	-	-	-	-
7/9/1998	CHECK WIRE	3,000,000	3,000,000	-	-	-	473,446,277	-	-	-	-
7/10/1998	W/H TAX DIV SLB	(4,439)	-	(4,439)	-	-	473,441,838	-	-	-	(4,439)

Column 1	Column 2	Column 3	Column 4	Column 5	Column 6	Column 7	Column 8	Column 9	Column 10	Column 11	Column 12
Date	Transaction Description	Transaction Amount Reported in Customer Statement	Cash Deposits	Cash Withdrawals	Transfers of Principal In	Transfers of Principal Out	Balance of Principal	90-Day Preferential Transfers	2-Year Cash Withdrawals	6-Year Cash Withdrawals	Full History Cash Withdrawals
7/13/1998	W/H TAX DIV WMT	(8,216)	-	(8,216)	-	-	473,433,621	-	-	-	(8,216)
7/15/1998	W/H TAX DIV C	(12,307)	-	(12,307)	-	-	473,421,315	-	-	-	(12,307)
7/15/1998	W/H TAX DIV HWP	(7,996)	-	(7,996)	-	-	473,413,318	-	-	-	(7,996)
7/22/1998	FIDELITY SPARTAN U S TREASURY MONEY MARKET	(40)	-	(40)	-	-	473,413,278	-	-	-	(40)
7/27/1998	W/H TAX DIV GE	(46,316)	-	(46,316)	-	-	473,366,962	-	-	-	(46,316)
8/3/1998	W/H TAX DIV AIT	(15,543)	-	(15,543)	-	-	473,351,420	-	-	-	(15,543)
8/3/1998	W/H TAX DIV BMV	(18,465)	-	(18,465)	-	-	473,332,954	-	-	-	(18,465)
8/3/1998	W/H TAX DIV T	(25,174)	-	(25,174)	-	-	473,307,780	-	-	-	(25,174)
8/3/1998	W/H TAX DIV BEL	(28,356)	-	(28,356)	-	-	473,279,424	-	-	-	(28,356)
8/5/1998	FIDELITY SPARTAN U S TREASURY MONEY MARKET	(4)	-	(4)	-	-	473,279,420	-	-	-	(4)
8/7/1998	CHECK WIRE	47,000,000	47,000,000	-	-	-	520,279,420	-	-	-	-
8/10/1998	W/H TAX DIV AXP	(5,143)	-	(5,143)	-	-	520,274,277	-	-	-	(5,143)
9/4/1998	FIDELITY SPARTAN U S TREASURY MONEY MARKET	(1)	-	(1)	-	-	520,274,277	-	-	-	(1)
9/9/1998	CHECK WIRE	15,000,000	15,000,000	-	-	-	535,274,277	-	-	-	-
9/11/1998	W/H TAX DIV MCD	(2,700)	-	(2,700)	-	-	535,271,577	-	-	-	(2,700)
9/30/1998	W/H TAX DIV PEP	(3,079)	-	(3,079)	-	-	535,268,498	-	-	-	(3,079)
10/15/1998	FIDELITY SPARTAN U S TREASURY MONEY MARKET	(12)	-	(12)	-	-	535,268,486	-	-	-	(12)
10/21/1998	CHECK WIRE	8,000,000	8,000,000	-	-	-	543,268,486	-	-	-	-
11/13/1998	CHECK WIRE	10,000,000	10,000,000	-	-	-	553,268,486	-	-	-	-
11/23/1998	FIDELITY SPARTAN U S TREASURY MONEY MARKET	(4)	-	(4)	-	-	553,268,482	-	-	-	(4)
12/11/1998	W/H TAX DIV MCD	(1,935)	-	(1,935)	-	-	553,266,547	-	-	-	(1,935)
12/15/1998	W/H TAX DIV KO	(11,436)	-	(11,436)	-	-	553,255,111	-	-	-	(11,436)
12/18/1998	W/H TAX DIV AIG	(1,806)	-	(1,806)	-	-	553,253,305	-	-	-	(1,806)
12/22/1998	FIDELITY SPARTAN U S TREASURY MONEY MARKET	(22)	-	(22)	-	-	553,253,283	-	-	-	(22)
12/23/1998	W/H TAX DIV BAC	(24,187)	-	(24,187)	-	-	553,229,097	-	-	-	(24,187)
1/4/1999	W/H TAX DIV PEP	(5,936)	-	(5,936)	-	-	553,223,161	-	-	-	(5,936)
1/4/1999	W/H TAX DIV MRK	(20,251)	-	(20,251)	-	-	553,202,909	-	-	-	(20,251)
1/4/1999	W/H TAX DIV ONE	(13,616)	-	(13,616)	-	-	553,189,293	-	-	-	(13,616)
1/1/1999	W/H TAX DIV WMT	(5,276)	-	(5,276)	-	-	553,184,017	-	-	-	(5,276)
1/14/1999	CHECK WIRE	7,000,000	7,000,000	-	-	-	560,184,017	-	-	-	-
1/22/1999	FIDELITY SPARTAN U S TREASURY MONEY MARKET	(3)	-	(3)	-	-	560,184,014	-	-	-	(3)
2/1/1999	CHECK WIRE	8,000,000	8,000,000	-	-	-	568,184,014	-	-	-	-
2/9/1999	CHECK WIRE	15,000,000	15,000,000	-	-	-	583,184,014	-	-	-	-
2/16/1999	W/H TAX DIV TXN	(1,959)	-	(1,959)	-	-	583,182,055	-	-	-	(1,959)
2/16/1999	W/H TAX DIV PG	(16,320)	-	(16,320)	-	-	583,165,735	-	-	-	(16,320)
2/24/1999	FIDELITY SPARTAN U S TREASURY MONEY MARKET	(11)	-	(11)	-	-	583,165,724	-	-	-	(11)
2/26/1999	W/H TAX DIV C	(23,101)	-	(23,101)	-	-	583,142,623	-	-	-	(23,101)
3/1/1999	W/H TAX DIV INTC	(3,775)	-	(3,775)	-	-	583,138,848	-	-	-	(3,775)
3/1/1999	W/H TAX DIV WFC	(16,830)	-	(16,830)	-	-	583,122,018	-	-	-	(16,830)
3/1/1999	W/H TAX DIV F	(31,527)	-	(31,527)	-	-	583,090,491	-	-	-	(31,527)
3/3/1999	W/H TAX DIV BA	(7,608)	-	(7,608)	-	-	583,082,882	-	-	-	(7,608)
3/4/1999	FIDELITY SPARTAN U S TREASURY MONEY MARKET	(28)	-	(28)	-	-	583,082,854	-	-	-	(28)
3/9/1999	CHECK WIRE	15,000,000	15,000,000	-	-	-	598,082,854	-	-	-	-
3/9/1999	W/H TAX DIV JNJ	(18,681)	-	(18,681)	-	-	598,064,173	-	-	-	(18,681)
3/10/1999	W/H TAX DIV XON	(36,170)	-	(36,170)	-	-	598,028,003	-	-	-	(36,170)
3/10/1999	W/H TAX DIV IBM	(12,086)	-	(12,086)	-	-	598,015,917	-	-	-	(12,086)
3/10/1999	W/H TAX DIV GM	(18,681)	-	(18,681)	-	-	597,997,235	-	-	-	(18,681)
3/15/1999	W/H TAX DIV DD	(22,119)	-	(22,119)	-	-	597,975,116	-	-	-	(22,119)
3/31/1999	W/H TAX DIV PEP	(10,710)	-	(10,710)	-	-	597,964,406	-	-	-	(10,710)
3/31/1999	W/H TAX DIV MCD	(3,590)	-	(3,590)	-	-	597,960,816	-	-	-	(3,590)
4/1/1999	W/H TAX DIV ONE	(27,972)	-	(27,972)	-	-	597,932,845	-	-	-	(27,972)
4/1/1999	W/H TAX DIV KO	(22,155)	-	(22,155)	-	-	597,910,690	-	-	-	(22,155)
4/8/1999	CHECK WIRE	15,000,000	15,000,000	-	-	-	612,910,690	-	-	-	-
4/14/1999	FIDELITY SPARTAN U S TREASURY MONEY MARKET	(23)	-	(23)	-	-	612,910,667	-	-	-	(23)
4/19/1999	W/H TAX DIV WMT	(12,795)	-	(12,795)	-	-	612,897,872	-	-	-	(12,795)
4/26/1999	W/H TAX DIV GE	(11,152)	-	(11,152)	-	-	612,886,719	-	-	-	(11,152)
5/5/1999	CHECK WIRE	15,000,000	15,000,000	-	-	-	627,886,719	-	-	-	-
5/5/1999	FIDELITY SPARTAN U S TREASURY MONEY MARKET	(2)	-	(2)	-	-	627,886,717	-	-	-	(2)
5/11/1999	CHECK WIRE	7,000,000	7,000,000	-	-	-	634,886,717	-	-	-	-
5/14/1999	W/H TAX DIV PG	(3,508)	-	(3,508)	-	-	634,883,209	-	-	-	(3,508)
5/14/1999	TRANS TO 1FN08630 A/O 5/11/99 (1FN086)	(7,000,000)	-	-	-	(7,000,000)	627,883,209	-	-	-	-
5/24/1999	W/H TAX DIV TXN	(299)	-	(299)	-	-	627,882,910	-	-	-	(299)
5/28/1999	W/H TAX DIV C	(4,432)	-	(4,432)	-	-	627,878,478	-	-	-	(4,432)
6/1/1999	W/H TAX DIV F	(5,123)	-	(5,123)	-	-	627,873,354	-	-	-	(5,123)
6/1/1999	W/H TAX DIV INTC	(2,845)	-	(2,845)	-	-	627,870,510	-	-	-	(2,845)
6/1/1999	W/H TAX DIV WFC	(9,132)	-	(9,132)	-	-	627,861,377	-	-	-	(9,132)
6/1/1999	W/H TAX DIV LU	(938)	-	(938)	-	-	627,860,439	-	-	-	(938)
6/2/1999	CHECK WIRE	15,000,000	15,000,000	-	-	-	642,860,439	-	-	-	-
6/4/1999	W/H TAX DIV BA	(7,653)	-	(7,653)	-	-	642,852,786	-	-	-	(7,653)
6/8/1999	W/H TAX DIV JNJ	(20,970)	-	(20,970)	-	-	642,831,816	-	-	-	(20,970)

BLMIS ACCOUNT NO. 1FN061 - KINGATE GLOBAL FUND LTD (FORMERLY KINGATE GLOBAL FUND)

Column 1	Column 2	Column 3	Column 4	Column 5	Column 6	Column 7	Column 8	Column 9	Column 10	Column 11	Column 12
Date	Transaction Description	Transaction Amount Reported in Customer Statement	Cash Deposits	Cash Withdrawals	Transfers of Principal In	Transfers of Principal Out	Balance of Principal	90-Day Preferential Transfers	2-Year Cash Withdrawals	6-Year Cash Withdrawals	Full History Cash Withdrawals
6/10/1999	W/H TAX DIV GM	(18,417)	-	(18,417)	-	-	642,813,399	-	-	-	(18,417)
6/10/1999	W/H TAX DIV IBM	(6,182)	-	(6,182)	-	-	642,807,217	-	-	-	(6,182)
6/10/1999	W/H TAX DIV XON	(56,285)	-	(56,285)	-	-	642,750,933	-	-	-	(56,285)
6/10/1999	W/H TAX DIV MOB	(25,395)	-	(25,395)	-	-	642,725,537	-	-	-	(25,395)
6/14/1999	W/H TAX DIV DD	(23,102)	-	(23,102)	-	-	642,702,435	-	-	-	(23,102)
6/16/1999	FIDELITY SPARTAN U S TREASURY MONEY MARKET	(35)	-	(35)	-	-	642,702,401	-	-	-	(35)
7/2/1999	CHECK WIRE	15,000,000	15,000,000	-	-	-	657,702,401	-	-	-	-
7/12/1999	W/H TAX DIV WMT	(6,825)	-	(6,825)	-	-	657,695,576	-	-	-	(6,825)
7/14/1999	W/H TAX DIV HWP	(4,992)	-	(4,992)	-	-	657,690,584	-	-	-	(4,992)
7/21/1999	FIDELITY SPARTAN U S TREASURY MONEY MARKET	(36)	-	(36)	-	-	657,690,548	-	-	-	(36)
7/26/1999	W/H TAX DIV GE	(36,173)	-	(36,173)	-	-	657,654,375	-	-	-	(36,173)
7/29/1999	CHECK WIRE	15,000,000	15,000,000	-	-	-	672,654,375	-	-	-	-
8/2/1999	W/H TAX DIV BMY	(12,997)	-	(12,997)	-	-	672,641,379	-	-	-	(12,997)
8/2/1999	W/H TAX DIV AIT	(10,525)	-	(10,525)	-	-	672,630,853	-	-	-	(10,525)
8/2/1999	W/H TAX DIV T	(21,450)	-	(21,450)	-	-	672,609,403	-	-	-	(21,450)
8/2/1999	W/H TAX DIV BEL	(18,769)	-	(18,769)	-	-	672,590,635	-	-	-	(18,769)
8/5/1999	W/H TAX DIV AIG	(14)	-	(14)	-	-	672,590,621	-	-	-	(14)
8/10/1999	CHECK WIRE	15,000,000	15,000,000	-	-	-	687,590,621	-	-	-	-
8/10/1999	W/H TAX DIV AXP	(3,071)	-	(3,071)	-	-	687,587,550	-	-	-	(3,071)
8/16/1999	W/H TAX DIV TXN	(420)	-	(420)	-	-	687,587,130	-	-	-	(420)
8/24/1999	FIDELITY SPARTAN U S TREASURY MONEY MARKET	(111)	-	(111)	-	-	687,587,019	-	-	-	(111)
8/27/1999	W/H TAX DIV C	(5,995)	-	(5,995)	-	-	687,581,024	-	-	-	(5,995)
9/1/1999	W/H TAX DIV INTC	(1,334)	-	(1,334)	-	-	687,579,690	-	-	-	(1,334)
9/1/1999	W/H TAX DIV WFC	(4,282)	-	(4,282)	-	-	687,575,408	-	-	-	(4,282)
9/1/1999	W/H TAX DIV LU	(791)	-	(791)	-	-	687,574,617	-	-	-	(791)
9/1/1999	W/H TAX DIV F	(7,197)	-	(7,197)	-	-	687,567,420	-	-	-	(7,197)
9/3/1999	W/H TAX DIV BA	(1,729)	-	(1,729)	-	-	687,565,690	-	-	-	(1,729)
9/7/1999	W/H TAX DIV JNJ	(9,995)	-	(9,995)	-	-	687,555,696	-	-	-	(9,995)
9/8/1999	CHECK WIRE	20,000,000	20,000,000	-	-	-	707,555,696	-	-	-	-
9/10/1999	W/H TAX DIV XON	(12,830)	-	(12,830)	-	-	707,542,865	-	-	-	(12,830)
9/10/1999	W/H TAX DIV IBM	(2,767)	-	(2,767)	-	-	707,540,098	-	-	-	(2,767)
9/10/1999	W/H TAX DIV GM	(4,118)	-	(4,118)	-	-	707,535,981	-	-	-	(4,118)
9/10/1999	W/H TAX DIV MOB	(5,633)	-	(5,633)	-	-	707,530,348	-	-	-	(5,633)
9/13/1999	W/H TAX DIV DD	(5,188)	-	(5,188)	-	-	707,525,160	-	-	-	(5,188)
9/13/1999	W/H TAX DIV MMM	(5,711)	-	(5,711)	-	-	707,519,449	-	-	-	(5,711)
9/15/1999	W/H TAX DIV MCD	(3,968)	-	(3,968)	-	-	707,515,480	-	-	-	(3,968)
9/17/1999	W/H TAX DIV AIG	(4,727)	-	(4,727)	-	-	707,510,753	-	-	-	(4,727)
9/24/1999	W/H TAX DIV BAC	(47,491)	-	(47,491)	-	-	707,463,262	-	-	-	(47,491)
9/30/1999	W/H TAX DIV PEP	(12,036)	-	(12,036)	-	-	707,451,226	-	-	-	(12,036)
9/30/1999	FIDELITY SPARTAN U S TREASURY MONEY MARKET	(3)	-	(3)	-	-	707,451,226	-	-	-	(3)
10/1/1999	W/H TAX DIV ONE	(29,151)	-	(29,151)	-	-	707,422,072	-	-	-	(29,151)
10/1/1999	W/H TAX DIV MRK	(42,232)	-	(42,232)	-	-	707,379,840	-	-	-	(42,232)
10/1/1999	W/H TAX DIV KO	(24,056)	-	(24,056)	-	-	707,355,783	-	-	-	(24,056)
10/5/1999	CHECK WIRE	15,000,000	15,000,000	-	-	-	722,355,783	-	-	-	-
10/12/1999	W/H TAX DIV WMT	(13,485)	-	(13,485)	-	-	722,342,299	-	-	-	(13,485)
10/13/1999	W/H TAX DIV HWP	(9,923)	-	(9,923)	-	-	722,332,375	-	-	-	(9,923)
10/20/1999	FIDELITY SPARTAN U S TREASURY MONEY MARKET	(9)	-	(9)	-	-	722,332,367	-	-	-	(9)
10/25/1999	W/H TAX DIV GE	(69,796)	-	(69,796)	-	-	722,262,571	-	-	-	(69,796)
11/1/1999	W/H TAX DIV T	(42,166)	-	(42,166)	-	-	722,220,405	-	-	-	(42,166)
11/1/1999	W/H TAX DIV BEL	(36,154)	-	(36,154)	-	-	722,184,251	-	-	-	(36,154)
11/1/1999	W/H TAX DIV BMY	(26,018)	-	(26,018)	-	-	722,158,233	-	-	-	(26,018)
11/1/1999	W/H TAX DIV AIT	(20,922)	-	(20,922)	-	-	722,137,310	-	-	-	(20,922)
11/10/1999	CHECK WIRE	10,000,000	10,000,000	-	-	-	732,137,310	-	-	-	-
11/10/1999	W/H TAX DIV AXP	(6,105)	-	(6,105)	-	-	732,131,205	-	-	-	(6,105)
11/17/1999	FIDELITY SPARTAN U S TREASURY MONEY MARKET	(6)	-	(6)	-	-	732,131,199	-	-	-	(6)
12/3/1999	W/H TAX DIV BA	(3,223)	-	(3,223)	-	-	732,127,976	-	-	-	(3,223)
12/7/1999	W/H TAX DIV JNJ	(9,210)	-	(9,210)	-	-	732,118,766	-	-	-	(9,210)
12/8/1999	CHECK WIRE	15,000,000	15,000,000	-	-	-	747,118,766	-	-	-	-
12/10/1999	W/H TAX DIV MOB	(11,249)	-	(11,249)	-	-	747,107,517	-	-	-	(11,249)
12/10/1999	W/H TAX DIV IBM	(5,526)	-	(5,526)	-	-	747,101,991	-	-	-	(5,526)
12/10/1999	W/H TAX DIV XON	(26,774)	-	(26,774)	-	-	747,075,217	-	-	-	(26,774)
12/10/1999	W/H TAX DIV GM	(8,223)	-	(8,223)	-	-	747,066,994	-	-	-	(8,223)
12/13/1999	W/H TAX DIV MMM	(13,778)	-	(13,778)	-	-	747,053,216	-	-	-	(13,778)
12/14/1999	W/H TAX DIV DD	(8,634)	-	(8,634)	-	-	747,044,582	-	-	-	(8,634)
12/17/1999	W/H TAX DIV DIS	(10,361)	-	(10,361)	-	-	747,034,221	-	-	-	(10,361)
12/31/1999	FIDELITY SPARTAN U S TREASURY MONEY MARKET	(32)	-	(32)	-	-	747,034,189	-	-	-	(32)
1/1/2000	FIDELITY SPARTAN U S TREASURY MONEY MARKET	(2)	-	(2)	-	-	747,034,187	-	-	-	(2)
1/12/2000	CHECK WIRE	15,000,000	15,000,000	-	-	-	762,034,187	-	-	-	-
2/1/2000	W/H TAX DIV BEL	(14,236)	-	(14,236)	-	-	762,019,950	-	-	-	(14,236)
2/14/2000	W/H TAX DIV TXN	(2,068)	-	(2,068)	-	-	762,017,883	-	-	-	(2,068)

Column 1	Column 2	Column 3	Column 4	Column 5	Column 6	Column 7	Column 8	Column 9	Column 10	Column 11	Column 12
Date	Transaction Description	Transaction Amount Reported in Customer Statement	Cash Deposits	Cash Withdrawals	Transfers of Principal In	Transfers of Principal Out	Balance of Principal	90-Day Preferential Transfers	2-Year Cash Withdrawals	6-Year Cash Withdrawals	Full History Cash Withdrawals
2/15/2000	W/H TAX DIV PG	(25,595)	-	(25,595)	-	-	761,992,288	-	-	-	(25,595)
2/24/2000	FIDELITY SPARTAN U S TREASURY MONEY MARKET	(43)	-	(43)	-	-	761,992,245	-	-	-	(43)
2/25/2000	W/H TAX DIV C	(32,961)	-	(32,961)	-	-	761,959,284	-	-	-	(32,961)
3/1/2000	W/H TAX DIV F	(37,257)	-	(37,257)	-	-	761,922,027	-	-	-	(37,257)
3/1/2000	W/H TAX DIV WFC	(21,769)	-	(21,769)	-	-	761,900,259	-	-	-	(21,769)
3/1/2000	W/H TAX DIV INTC	(6,106)	-	(6,106)	-	-	761,894,153	-	-	-	(6,106)
3/1/2000	W/H TAX DIV LU	(3,655)	-	(3,655)	-	-	761,890,498	-	-	-	(3,655)
3/3/2000	CHECK WIRE	15,000,000	15,000,000	-	-	-	776,890,498	-	-	-	-
3/3/2000	W/H TAX DIV BA	(7,946)	-	(7,946)	-	-	776,882,552	-	-	-	(7,946)
3/7/2000	W/H TAX DIV JNJ	(23,839)	-	(23,839)	-	-	776,858,713	-	-	-	(23,839)
3/10/2000	W/H TAX DIV XOM	(92,740)	-	(92,740)	-	-	776,765,973	-	-	-	(92,740)
3/10/2000	W/H TAX DIV GM	(19,440)	-	(19,440)	-	-	776,746,533	-	-	-	(19,440)
3/10/2000	FIDELITY SPARTAN U S TREASURY MONEY MARKET	(44)	-	(44)	-	-	776,746,490	-	-	-	(44)
3/10/2000	W/H TAX DIV IBM	(12,844)	-	(12,844)	-	-	776,733,646	-	-	-	(12,844)
3/14/2000	W/H TAX DIV DD	(22,424)	-	(22,424)	-	-	776,711,222	-	-	-	(22,424)
3/23/2000	W/H TAX DIV HD	(1,874)	-	(1,874)	-	-	776,709,348	-	-	-	(1,874)
3/31/2000	W/H TAX DIV PEP	(8,243)	-	(8,243)	-	-	776,701,105	-	-	-	(8,243)
4/3/2000	W/H TAX DIV KO	(26,272)	-	(26,272)	-	-	776,674,833	-	-	-	(26,272)
4/10/2000	W/H TAX DIV WMT	(16,977)	-	(16,977)	-	-	776,657,856	-	-	-	(16,977)
4/25/2000	W/H TAX DIV GE	(27,944)	-	(27,944)	-	-	776,629,913	-	-	-	(27,944)
4/28/2000	FIDELITY SPARTAN U S TREASURY MONEY MARKET	(41)	-	(41)	-	-	776,629,871	-	-	-	(41)
4/28/2000	W/H TAX DIV MWD	(3,680)	-	(3,680)	-	-	776,626,192	-	-	-	(3,680)
5/12/2000	FIDELITY SPARTAN U S TREASURY MONEY MARKET	(16)	-	(16)	-	-	776,626,175	-	-	-	(16)
5/12/2000	CHECK WIRE	(30,000,000)	-	(30,000,000)	-	-	746,626,175	-	-	-	(30,000,000)
6/1/2000	W/H TAX DIV INTC	(2,689)	-	(2,689)	-	-	746,623,486	-	-	-	(2,689)
6/1/2000	W/H TAX DIV WFC	(9,861)	-	(9,861)	-	-	746,613,625	-	-	-	(9,861)
6/12/2000	W/H TAX DIV IBM	(6,334)	-	(6,334)	-	-	746,607,292	-	-	-	(6,334)
6/12/2000	W/H TAX DIV XOM	(93,444)	-	(93,444)	-	-	746,513,848	-	-	-	(93,444)
6/12/2000	W/H TAX DIV DD	(22,026)	-	(22,026)	-	-	746,491,821	-	-	-	(22,026)
6/12/2000	W/H TAX DIV GM	(8,770)	-	(8,770)	-	-	746,483,052	-	-	-	(8,770)
6/13/2000	W/H TAX DIV JNJ	(14,450)	-	(14,450)	-	-	746,468,602	-	-	-	(14,450)
6/19/2000	TRANS FROM 1FN08630 (1FN086)	8,000,000	-	-	8,000,000	-	754,468,602	-	-	-	-
6/21/2000	FIDELITY SPARTAN U S TREASURY MONEY MARKET	(34)	-	(34)	-	-	754,468,568	-	-	-	(34)
7/10/2000	W/H TAX DIV WMT	(4,838)	-	(4,838)	-	-	754,463,730	-	-	-	(4,838)
7/18/2000	FIDELITY SPARTAN U S TREASURY MONEY MARKET	(13)	-	(13)	-	-	754,463,717	-	-	-	(13)
8/15/2000	FIDELITY SPARTAN U S TREASURY MONEY MARKET	(46)	-	(46)	-	-	754,463,671	-	-	-	(46)
8/15/2000	W/H TAX DIV PG	(13,156)	-	(13,156)	-	-	754,450,514	-	-	-	(13,156)
8/21/2000	W/H TAX DIV TXN	(1,883)	-	(1,883)	-	-	754,448,631	-	-	-	(1,883)
8/24/2000	W/H TAX DIV MER	(6,756)	-	(6,756)	-	-	754,441,875	-	-	-	(6,756)
8/25/2000	W/H TAX DIV C	(34,690)	-	(34,690)	-	-	754,407,185	-	-	-	(34,690)
9/1/2000	W/H TAX DIV INTC	(7,515)	-	(7,515)	-	-	754,399,670	-	-	-	(7,515)
9/1/2000	W/H TAX DIV WFC	(19,977)	-	(19,977)	-	-	754,379,692	-	-	-	(19,977)
9/1/2000	W/H TAX DIV LU	(3,841)	-	(3,841)	-	-	754,375,851	-	-	-	(3,841)
9/8/2000	CHECK WIRE	20,000,000	20,000,000	-	-	-	774,375,851	-	-	-	-
9/11/2000	W/H TAX DIV XOM	(48,038)	-	(48,038)	-	-	774,327,814	-	-	-	(48,038)
9/11/2000	W/H TAX DIV IBM	(13,174)	-	(13,174)	-	-	774,314,639	-	-	-	(13,174)
9/15/2000	FIDELITY SPARTAN U S TREASURY MONEY MARKET	(106)	-	(106)	-	-	774,314,533	-	-	-	(106)
10/2/2000	W/H TAX DIV KO	(13,902)	-	(13,902)	-	-	774,300,631	-	-	-	(13,902)
10/3/2000	CHECK WIRE	20,000,000	20,000,000	-	-	-	794,300,631	-	-	-	-
10/5/2000	W/H TAX DIV AV	(2)	-	(2)	-	-	794,300,629	-	-	-	(2)
10/10/2000	W/H TAX DIV WMT	(8,903)	-	(8,903)	-	-	794,291,726	-	-	-	(8,903)
10/11/2000	W/H TAX DIV HWP	(9,404)	-	(9,404)	-	-	794,282,321	-	-	-	(9,404)
10/18/2000	FIDELITY SPARTAN U S TREASURY MONEY MARKET	(6)	-	(6)	-	-	794,282,315	-	-	-	(6)
10/25/2000	W/H TAX DIV GE	(79,768)	-	(79,768)	-	-	794,202,547	-	-	-	(79,768)
10/27/2000	W/H TAX DIV MWD	(13,487)	-	(13,487)	-	-	794,189,060	-	-	-	(13,487)
11/1/2000	W/H TAX DIV VZ	(61,893)	-	(61,893)	-	-	794,127,167	-	-	-	(61,893)
11/1/2000	W/H TAX DIV PHA	(9,049)	-	(9,049)	-	-	794,118,118	-	-	-	(9,049)
11/1/2000	W/H TAX DIV BMY	(28,634)	-	(28,634)	-	-	794,089,484	-	-	-	(28,634)
11/1/2000	W/H TAX DIV T	(49,371)	-	(49,371)	-	-	794,040,113	-	-	-	(49,371)
11/6/2000	CHECK WIRE	20,000,000	20,000,000	-	-	-	814,040,113	-	-	-	-
11/10/2000	W/H TAX DIV AXP	(6,281)	-	(6,281)	-	-	814,033,832	-	-	-	(6,281)
11/17/2000	CHECK WIRE	20,000,000	20,000,000	-	-	-	834,033,832	-	-	-	-
12/12/2000	W/H TAX DIV JNJ	(5,904)	-	(5,904)	-	-	834,027,928	-	-	-	(5,904)
12/18/2000	FIDELITY SPARTAN U S TREASURY MONEY MARKET	(71)	-	(71)	-	-	834,027,857	-	-	-	(71)
12/26/2000	CHECK WIRE	20,000,000	20,000,000	-	-	-	854,027,857	-	-	-	-
1/4/2001	CHECK WIRE	30,000,000	30,000,000	-	-	-	884,027,857	-	-	-	-
1/18/2001	FIDELITY SPARTAN U S TREASURY MONEY MARKET	(22)	-	(22)	-	-	884,027,835	-	-	-	(22)
1/26/2001	CHECK WIRE	60,000,000	60,000,000	-	-	-	944,027,835	-	-	-	-
1/30/2001	W/H TAX DIV MWD	(7,665)	-	(7,665)	-	-	944,020,170	-	-	-	(7,665)
2/1/2001	W/H TAX DIV PHA	(4,856)	-	(4,856)	-	-	944,015,314	-	-	-	(4,856)

Column 1	Column 2	Column 3	Column 4	Column 5	Column 6	Column 7	Column 8	Column 9	Column 10	Column 11	Column 12
Date	Transaction Description	Transaction Amount Reported in Customer Statement	Cash Deposits	Cash Withdrawals	Transfers of Principal In	Transfers of Principal Out	Balance of Principal	90-Day Preferential Transfers	2-Year Cash Withdrawals	6-Year Cash Withdrawals	Full History Cash Withdrawals
2/1/2001	W/H TAX DIV VZ	(32,077)	-	(32,077)	-	-	943,983,236	-	-	-	(32,077)
2/12/2001	W/H TAX DIV TXN	(2,765)	-	(2,765)	-	-	943,980,472	-	-	-	(2,765)
2/15/2001	W/H TAX DIV PG	(20,719)	-	(20,719)	-	-	943,959,753	-	-	-	(20,719)
2/22/2001	FIDELITY SPARTAN U S TREASURY MONEY MARKET	(6)	-	(6)	-	-	943,959,747	-	-	-	(6)
2/23/2001	W/H TAX DIV C	(51,536)	-	(51,536)	-	-	943,908,211	-	-	-	(51,536)
3/1/2001	W/H TAX DIV INTC	(10,241)	-	(10,241)	-	-	943,897,970	-	-	-	(10,241)
3/1/2001	W/H TAX DIV WFC	(29,552)	-	(29,552)	-	-	943,868,418	-	-	-	(29,552)
3/1/2001	W/H TAX DIV LU	(2,875)	-	(2,875)	-	-	943,865,543	-	-	-	(2,875)
3/8/2001	W/H TAX DIV PFE	(53,000)	-	(53,000)	-	-	943,812,544	-	-	-	(53,000)
3/9/2001	W/H TAX DIV XOM	(110,378)	-	(110,378)	-	-	943,702,165	-	-	-	(110,378)
3/12/2001	W/H TAX DIV IBM	(17,469)	-	(17,469)	-	-	943,684,697	-	-	-	(17,469)
3/13/2001	W/H TAX DIV JNJ	(14,112)	-	(14,112)	-	-	943,670,585	-	-	-	(14,112)
3/19/2001	FIDELITY SPARTAN U S TREASURY MONEY MARKET	(10)	-	(10)	-	-	943,670,575	-	-	-	(10)
3/22/2001	W/H TAX DIV HD	(1,530)	-	(1,530)	-	-	943,669,045	-	-	-	(1,530)
3/30/2001	W/H TAX DIV PEP	(3,508)	-	(3,508)	-	-	943,665,537	-	-	-	(3,508)
4/2/2001	W/H TAX DIV KO	(7,359)	-	(7,359)	-	-	943,658,178	-	-	-	(7,359)
4/2/2001	W/H TAX DIV MRK	(12,555)	-	(12,555)	-	-	943,645,623	-	-	-	(12,555)
4/9/2001	W/H TAX DIV WMT	(20,021)	-	(20,021)	-	-	943,625,602	-	-	-	(20,021)
4/11/2001	W/H TAX DIV HWP	(10,494)	-	(10,494)	-	-	943,615,108	-	-	-	(10,494)
4/24/2001	FIDELITY SPARTAN U S TREASURY MONEY MARKET	(23)	-	(23)	-	-	943,615,085	-	-	-	(23)
4/27/2001	W/H TAX DIV MWD	(16,386)	-	(16,386)	-	-	943,598,699	-	-	-	(16,386)
4/30/2001	W/H TAX DIV JPM	(41,205)	-	(41,205)	-	-	943,557,493	-	-	-	(41,205)
5/1/2001	W/H TAX DIV T	(9,089)	-	(9,089)	-	-	943,548,404	-	-	-	(9,089)
5/1/2001	W/H TAX DIV BMY	(34,339)	-	(34,339)	-	-	943,514,065	-	-	-	(34,339)
5/1/2001	W/H TAX DIV VZ	(67,304)	-	(67,304)	-	-	943,446,762	-	-	-	(67,304)
5/1/2001	W/H TAX DIV PHA	(10,031)	-	(10,031)	-	-	943,436,731	-	-	-	(10,031)
5/2/2001	W/H TAX DIV TYC	(1,436)	-	(1,436)	-	-	943,435,295	-	-	-	(1,436)
5/10/2001	W/H TAX DIV AXP	(6,793)	-	(6,793)	-	-	943,428,502	-	-	-	(6,793)
5/15/2001	W/H TAX DIV PG	(29,257)	-	(29,257)	-	-	943,399,245	-	-	-	(29,257)
6/20/2001	FIDELITY SPARTAN U S TREASURY MONEY MARKET	(20)	-	(20)	-	-	943,399,225	-	-	-	(20)
7/9/2001	W/H TAX DIV WMT	(16,647)	-	(16,647)	-	-	943,382,578	-	-	-	(16,647)
7/11/2001	W/H TAX DIV XOM	(1,618)	-	(1,618)	-	-	943,380,960	-	-	-	(1,618)
7/11/2001	W/H TAX DIV HWP	(3,612)	-	(3,612)	-	-	943,377,348	-	-	-	(3,612)
7/23/2001	W/H TAX DIV MWD	(23,101)	-	(23,101)	-	-	943,354,247	-	-	-	(23,101)
7/25/2001	W/H TAX DIV GE	(140,021)	-	(140,021)	-	-	943,214,225	-	-	-	(140,021)
7/25/2001	FIDELITY SPARTAN U S TREASURY MONEY MARKET	(21)	-	(21)	-	-	943,214,205	-	-	-	(21)
7/31/2001	W/H TAX DIV JPM	(59,963)	-	(59,963)	-	-	943,154,242	-	-	-	(59,963)
8/1/2001	W/H TAX DIV PHA	(15,648)	-	(15,648)	-	-	943,138,594	-	-	-	(15,648)
8/1/2001	W/H TAX DIV BMY	(46,063)	-	(46,063)	-	-	943,092,531	-	-	-	(46,063)
8/1/2001	W/H TAX DIV TYC	(2,064)	-	(2,064)	-	-	943,090,467	-	-	-	(2,064)
8/1/2001	W/H TAX DIV VZ	(91,358)	-	(91,358)	-	-	942,999,109	-	-	-	(91,358)
8/10/2001	W/H TAX DIV AXP	(9,492)	-	(9,492)	-	-	942,989,617	-	-	-	(9,492)
8/15/2001	W/H TAX DIV PG	(19,884)	-	(19,884)	-	-	942,969,733	-	-	-	(19,884)
8/24/2001	FIDELITY SPARTAN U S TREASURY MONEY MARKET	(4)	-	(4)	-	-	942,969,728	-	-	-	(4)
9/13/2001	W/H TAX DIV HD	(8,762)	-	(8,762)	-	-	942,960,967	-	-	-	(8,762)
9/28/2001	W/H TAX DIV PEP	(24,181)	-	(24,181)	-	-	942,936,786	-	-	-	(24,181)
9/28/2001	W/H TAX DIV BAC	(83,600)	-	(83,600)	-	-	942,853,186	-	-	-	(83,600)
10/1/2001	W/H TAX DIV KO	(41,651)	-	(41,651)	-	-	942,811,535	-	-	-	(41,651)
10/1/2001	W/H TAX DIV MRK	(75,763)	-	(75,763)	-	-	942,735,772	-	-	-	(75,763)
10/9/2001	W/H TAX DIV WMT	(29,441)	-	(29,441)	-	-	942,706,332	-	-	-	(29,441)
10/10/2001	W/H TAX DIV HWP	(14,742)	-	(14,742)	-	-	942,691,590	-	-	-	(14,742)
10/15/2001	FIDELITY SPARTAN U S TREASURY MONEY MARKET	(20)	-	(20)	-	-	942,691,570	-	-	-	(20)
10/25/2001	W/H TAX DIV GE	(150,520)	-	(150,520)	-	-	942,541,050	-	-	-	(150,520)
10/26/2001	W/H TAX DIV MWD	(24,629)	-	(24,629)	-	-	942,516,422	-	-	-	(24,629)
10/31/2001	W/H TAX DIV JPM	(63,447)	-	(63,447)	-	-	942,452,975	-	-	-	(63,447)
11/1/2001	W/H TAX DIV PHA	(16,123)	-	(16,123)	-	-	942,436,852	-	-	-	(16,123)
11/1/2001	W/H TAX DIV VZ	(97,708)	-	(97,708)	-	-	942,339,145	-	-	-	(97,708)
11/1/2001	W/H TAX DIV TYC	(2,303)	-	(2,303)	-	-	942,336,841	-	-	-	(2,303)
11/1/2001	W/H TAX DIV T	(12,229)	-	(12,229)	-	-	942,324,613	-	-	-	(12,229)
11/1/2001	W/H TAX DIV BMY	(50,607)	-	(50,607)	-	-	942,274,005	-	-	-	(50,607)
11/9/2001	W/H TAX DIV AXP	(9,965)	-	(9,965)	-	-	942,264,041	-	-	-	(9,965)
11/15/2001	W/H TAX DIV PG	(45,383)	-	(45,383)	-	-	942,218,658	-	-	-	(45,383)
11/19/2001	W/H TAX DIV TXN	(3,544)	-	(3,544)	-	-	942,215,113	-	-	-	(3,544)
11/19/2001	FIDELITY SPARTAN U S TREASURY MONEY MARKET	(5)	-	(5)	-	-	942,215,108	-	-	-	(5)
11/21/2001	W/H TAX DIV C	(76,061)	-	(76,061)	-	-	942,139,047	-	-	-	(76,061)
12/3/2001	W/H TAX DIV WFC	(42,089)	-	(42,089)	-	-	942,096,958	-	-	-	(42,089)
12/3/2001	W/H TAX DIV INTC	(12,895)	-	(12,895)	-	-	942,084,064	-	-	-	(12,895)
12/3/2001	W/H TAX DIV MCD	(26,310)	-	(26,310)	-	-	942,057,754	-	-	-	(26,310)
12/6/2001	W/H TAX DIV PFE	(42,998)	-	(42,998)	-	-	942,014,756	-	-	-	(42,998)
12/10/2001	W/H TAX DIV IBM	(22,990)	-	(22,990)	-	-	941,991,766	-	-	-	(22,990)

Column 1	Column 2	Column 3	Column 4	Column 5	Column 6	Column 7	Column 8	Column 9	Column 10	Column 11	Column 12
Date	Transaction Description	Transaction Amount Reported in Customer Statement	Cash Deposits	Cash Withdrawals	Transfers of Principal In	Transfers of Principal Out	Balance of Principal	90-Day Preferential Transfers	2-Year Cash Withdrawals	6-Year Cash Withdrawals	Full History Cash Withdrawals
12/10/2001	W/H TAX DIV XOM	(150,590)	-	(150,590)	-	-	941,841,176	-	-	-	(150,590)
12/14/2001	W/H TAX DIV DD	(33,253)	-	(33,253)	-	-	941,807,923	-	-	-	(33,253)
12/31/2001	FIDELITY SPARTAN U S TREASURY MONEY MARKET	(14)	-	(14)	-	-	941,807,909	-	-	-	(14)
1/7/2002	W/H TAX DIV WMT	(5,432)	-	(5,432)	-	-	941,802,477	-	-	-	(5,432)
1/10/2002	FIDELITY SPARTAN U S TREASURY MONEY MARKET	(6)	-	(6)	-	-	941,802,471	-	-	-	(6)
1/25/2002	W/H TAX DIV MWD	(17,463)	-	(17,463)	-	-	941,785,008	-	-	-	(17,463)
2/1/2002	W/H TAX DIV PHA	(11,827)	-	(11,827)	-	-	941,773,181	-	-	-	(11,827)
2/1/2002	W/H TAX DIV VZ	(71,057)	-	(71,057)	-	-	941,702,124	-	-	-	(71,057)
2/1/2002	W/H TAX DIV SBC	(58,820)	-	(58,820)	-	-	941,643,304	-	-	-	(58,820)
2/11/2002	W/H TAX DIV TXN	(3,362)	-	(3,362)	-	-	941,639,943	-	-	-	(3,362)
2/15/2002	W/H TAX DIV PG	(44,587)	-	(44,587)	-	-	941,595,356	-	-	-	(44,587)
2/21/2002	FIDELITY SPARTAN U S TREASURY MONEY MARKET	(18)	-	(18)	-	-	941,595,338	-	-	-	(18)
2/22/2002	W/H TAX DIV C	(74,348)	-	(74,348)	-	-	941,520,991	-	-	-	(74,348)
3/1/2002	W/H TAX DIV WFC	(40,675)	-	(40,675)	-	-	941,480,315	-	-	-	(40,675)
3/1/2002	W/H TAX DIV INTC	(12,544)	-	(12,544)	-	-	941,467,771	-	-	-	(12,544)
3/6/2002	FIDELITY SPARTAN U S TREASURY MONEY MARKET	(1)	-	(1)	-	-	941,467,770	-	-	-	(1)
3/7/2002	W/H TAX DIV PFE	(74,564)	-	(74,564)	-	-	941,393,206	-	-	-	(74,564)
3/11/2002	W/H TAX DIV BUD	(16,033)	-	(16,033)	-	-	941,377,173	-	-	-	(16,033)
3/11/2002	W/H TAX DIV IBM	(21,902)	-	(21,902)	-	-	941,355,271	-	-	-	(21,902)
3/11/2002	W/H TAX DIV XOM	(143,577)	-	(143,577)	-	-	941,211,694	-	-	-	(143,577)
3/12/2002	W/H TAX DIV JNJ	(31,229)	-	(31,229)	-	-	941,180,465	-	-	-	(31,229)
3/14/2002	W/H TAX DIV DD	(32,853)	-	(32,853)	-	-	941,147,611	-	-	-	(32,853)
3/15/2002	W/H TAX DIV AIG	(4,553)	-	(4,553)	-	-	941,143,058	-	-	-	(4,553)
3/22/2002	W/H TAX DIV BAC	(39,749)	-	(39,749)	-	-	941,103,309	-	-	-	(39,749)
3/28/2002	W/H TAX DIV HD	(11,143)	-	(11,143)	-	-	941,092,166	-	-	-	(11,143)
4/1/2002	W/H TAX DIV MRK	(77,562)	-	(77,562)	-	-	941,014,604	-	-	-	(77,562)
4/1/2002	W/H TAX DIV PEP	(24,190)	-	(24,190)	-	-	940,990,414	-	-	-	(24,190)
4/1/2002	W/H TAX DIV KO	(48,381)	-	(48,381)	-	-	940,942,033	-	-	-	(48,381)
4/1/2002	W/H TAX DIV ONE	(13,040)	-	(13,040)	-	-	940,928,993	-	-	-	(13,040)
4/10/2002	W/H TAX DIV MO	(120,952)	-	(120,952)	-	-	940,808,041	-	-	-	(120,952)
4/18/2002	W/H TAX DIV WMT	(32,354)	-	(32,354)	-	-	940,775,687	-	-	-	(32,354)
4/23/2002	FIDELITY SPARTAN U S TREASURY MONEY MARKET	(11)	-	(11)	-	-	940,775,676	-	-	-	(11)
4/25/2002	W/H TAX DIV GE	(75,667)	-	(75,667)	-	-	940,700,009	-	-	-	(75,667)
4/26/2002	W/H TAX DIV MWD	(24,387)	-	(24,387)	-	-	940,675,622	-	-	-	(24,387)
4/26/2002	W/H TAX DIV MDT	(6,715)	-	(6,715)	-	-	940,668,907	-	-	-	(6,715)
4/30/2002	W/H TAX DIV JPM	(65,231)	-	(65,231)	-	-	940,603,677	-	-	-	(65,231)
5/1/2002	W/H TAX DIV PHA	(16,892)	-	(16,892)	-	-	940,586,785	-	-	-	(16,892)
5/1/2002	W/H TAX DIV TYC	(2,443)	-	(2,443)	-	-	940,584,342	-	-	-	(2,443)
5/1/2002	W/H TAX DIV VZ	(101,855)	-	(101,855)	-	-	940,482,487	-	-	-	(101,855)
5/1/2002	W/H TAX DIV SBC	(88,162)	-	(88,162)	-	-	940,394,326	-	-	-	(88,162)
5/1/2002	W/H TAX DIV BMY	(52,718)	-	(52,718)	-	-	940,341,607	-	-	-	(52,718)
5/1/2002	W/H TAX DIV T	(12,825)	-	(12,825)	-	-	940,328,782	-	-	-	(12,825)
5/10/2002	FIDELITY SPARTAN U S TREASURY MONEY MARKET	(5)	-	(5)	-	-	940,328,778	-	-	-	(5)
5/15/2002	W/H TAX DIV PG	(25,106)	-	(25,106)	-	-	940,303,671	-	-	-	(25,106)
5/24/2002	W/H TAX DIV C	(49,647)	-	(49,647)	-	-	940,254,024	-	-	-	(49,647)
6/3/2002	W/H TAX DIV INTC	(7,042)	-	(7,042)	-	-	940,246,982	-	-	-	(7,042)
6/3/2002	W/H TAX DIV WFC	(51,300)	-	(51,300)	-	-	940,195,682	-	-	-	(51,300)
6/6/2002	W/H TAX DIV PFE	(89,331)	-	(89,331)	-	-	940,106,350	-	-	-	(89,331)
6/10/2002	W/H TAX DIV XOM	(170,666)	-	(170,666)	-	-	939,935,685	-	-	-	(170,666)
6/10/2002	W/H TAX DIV IBM	(28,542)	-	(28,542)	-	-	939,907,143	-	-	-	(28,542)
6/10/2002	W/H TAX DIV BUD	(12,594)	-	(12,594)	-	-	939,894,549	-	-	-	(12,594)
6/11/2002	W/H TAX DIV JNJ	(24,505)	-	(24,505)	-	-	939,870,044	-	-	-	(24,505)
6/12/2002	W/H TAX DIV DD	(28,441)	-	(28,441)	-	-	939,841,603	-	-	-	(28,441)
6/25/2002	FIDELITY SPARTAN U S TREASURY MONEY MARKET	(6)	-	(6)	-	-	939,841,597	-	-	-	(6)
7/10/2002	W/H TAX DIV MO	(20,680)	-	(20,680)	-	-	939,820,918	-	-	-	(20,680)
7/15/2002	W/H TAX DIV USB	(6,663)	-	(6,663)	-	-	939,814,255	-	-	-	(6,663)
7/19/2002	FIDELITY SPARTAN U S TREASURY MONEY MARKET	(2)	-	(2)	-	-	939,814,253	-	-	-	(2)
7/25/2002	W/H TAX DIV GE	(31,822)	-	(31,822)	-	-	939,782,431	-	-	-	(31,822)
7/26/2002	W/H TAX DIV MDT	(1,300)	-	(1,300)	-	-	939,781,131	-	-	-	(1,300)
7/26/2002	W/H TAX DIV MWD	(4,442)	-	(4,442)	-	-	939,776,689	-	-	-	(4,442)
7/26/2002	FIDELITY SPARTAN U S TREASURY MONEY MARKET	(0)	-	(0)	-	-	939,776,689	-	-	-	(0)
7/31/2002	W/H TAX DIV JPM	(12,123)	-	(12,123)	-	-	939,764,567	-	-	-	(12,123)
8/1/2002	W/H TAX DIV T	(2,507)	-	(2,507)	-	-	939,762,060	-	-	-	(2,507)
8/1/2002	W/H TAX DIV PHA	(3,008)	-	(3,008)	-	-	939,759,051	-	-	-	(3,008)
8/1/2002	W/H TAX DIV BMY	(9,567)	-	(9,567)	-	-	939,749,484	-	-	-	(9,567)
8/1/2002	W/H TAX DIV SBC	(15,643)	-	(15,643)	-	-	939,733,841	-	-	-	(15,643)
8/1/2002	W/H TAX DIV VZ	(18,303)	-	(18,303)	-	-	939,715,538	-	-	-	(18,303)
8/9/2002	W/H TAX DIV AXP	(1,783)	-	(1,783)	-	-	939,713,755	-	-	-	(1,783)
8/19/2002	W/H TAX DIV MON	(3)	-	(3)	-	-	939,713,753	-	-	-	(3)
8/19/2002	W/H TAX DIV TXN	(5,066)	-	(5,066)	-	-	939,708,686	-	-	-	(5,066)



Column 1	Column 2	Column 3	Column 4	Column 5	Column 6	Column 7	Column 8	Column 9	Column 10	Column 11	Column 12
Date	Transaction Description	Transaction Amount Reported in Customer Statement	Cash Deposits	Cash Withdrawals	Transfers of Principal In	Transfers of Principal Out	Balance of Principal	90-Day Preferential Transfers	2-Year Cash Withdrawals	6-Year Cash Withdrawals	Full History Cash Withdrawals
8/23/2002	W/H TAX DIV C	(132,031)	-	(132,031)	-	-	939,576,655	-	-	-	(132,031)
8/26/2002	FIDELITY SPARTAN U S TREASURY MONEY MARKET	(10)	-	(10)	-	-	939,576,645	-	-	-	(10)
9/3/2002	W/H TAX DIV INTC	(18,570)	-	(18,570)	-	-	939,558,076	-	-	-	(18,570)
9/3/2002	W/H TAX DIV WFC	(66,753)	-	(66,753)	-	-	939,491,323	-	-	-	(66,753)
9/5/2002	W/H TAX DIV PFE	(113,699)	-	(113,699)	-	-	939,377,624	-	-	-	(113,699)
9/5/2002	W/H TAX DIV G	(23,244)	-	(23,244)	-	-	939,354,379	-	-	-	(23,244)
9/6/2002	W/H TAX DIV BA	(19,526)	-	(19,526)	-	-	939,334,854	-	-	-	(19,526)
9/9/2002	W/H TAX DIV BUD	(23,244)	-	(23,244)	-	-	939,311,609	-	-	-	(23,244)
9/10/2002	FIDELITY SPARTAN U S TREASURY MONEY MARKET	(6)	-	(6)	-	-	939,311,604	-	-	-	(6)
9/10/2002	W/H TAX DIV JNJ	(27,751)	-	(27,751)	-	-	939,283,853	-	-	-	(27,751)
9/10/2002	W/H TAX DIV XOM	(214,848)	-	(214,848)	-	-	939,069,005	-	-	-	(214,848)
9/10/2002	W/H TAX DIV IBM	(35,109)	-	(35,109)	-	-	939,033,896	-	-	-	(35,109)
9/12/2002	W/H TAX DIV DD	(47,444)	-	(47,444)	-	-	938,986,453	-	-	-	(47,444)
10/17/2002	FIDELITY SPARTAN U S TREASURY MONEY MARKET	(22)	-	(22)	-	-	938,986,430	-	-	-	(22)
11/15/2002	W/H TAX DIV PG	(27,438)	-	(27,438)	-	-	938,958,992	-	-	-	(27,438)
11/15/2002	W/H TAX DIV CL	(7,909)	-	(7,909)	-	-	938,951,083	-	-	-	(7,909)
11/18/2002	W/H TAX DIV TXN	(2,807)	-	(2,807)	-	-	938,948,276	-	-	-	(2,807)
11/22/2002	W/H TAX DIV C	(69,969)	-	(69,969)	-	-	938,878,307	-	-	-	(69,969)
11/25/2002	W/H TAX DIV GS	(4,394)	-	(4,394)	-	-	938,873,913	-	-	-	(4,394)
11/25/2002	FIDELITY SPARTAN U S TREASURY MONEY MARKET	(8)	-	(8)	-	-	938,873,905	-	-	-	(8)
11/27/2002	W/H TAX DIV MER	(10,952)	-	(10,952)	-	-	938,862,953	-	-	-	(10,952)
1/6/2003	FIDELITY SPARTAN U S TREASURY MONEY MARKET	(1)	-	*	-	-	938,862,953	-	-	-	-
1/6/2003	W/H TAX DIV G	(13,456)	-	*	-	-	938,862,953	-	-	-	-
1/6/2003	W/H TAX DIV BA	(7,955)	-	*	-	-	938,862,953	-	-	-	-
1/6/2003	W/H TAX DIV PFE	(44,612)	-	*	-	-	938,862,953	-	-	-	-
1/6/2003	W/H TAX DIV DD	(19,458)	-	*	-	-	938,862,953	-	-	-	-
1/6/2003	W/H TAX DIV BUD	(13,291)	-	*	-	-	938,862,953	-	-	-	-
1/6/2003	W/H TAX DIV HCA	(879)	-	*	-	-	938,862,953	-	-	-	-
1/6/2003	W/H TAX DIV INTC	(10,455)	-	*	-	-	938,862,953	-	-	-	-
1/6/2003	W/H TAX DIV WFC	(37,538)	-	*	-	-	938,862,953	-	-	-	-
1/6/2003	W/H TAX DIV XOM	(121,202)	-	*	-	-	938,862,953	-	-	-	-
1/6/2003	W/H TAX DIV JNJ	(12,832)	-	*	-	-	938,862,953	-	-	-	-
1/6/2003	W/H TAX DIV UTX	(6,369)	-	*	-	-	938,862,953	-	-	-	-
1/6/2003	W/H TAX DIV IBM	(19,816)	-	*	-	-	938,862,953	-	-	-	-
1/10/2003	FIDELITY SPARTAN U S TREASURY MONEY MARKET	(2)	-	*	-	-	938,862,953	-	-	-	-
1/31/2003	W/H TAX DIV MWD	(17,029)	-	*	-	-	938,862,953	-	-	-	-
2/3/2003	W/H TAX DIV SBC	(61,643)	-	*	-	-	938,862,953	-	-	-	-
2/3/2003	W/H TAX DIV VZ	(72,453)	-	*	-	-	938,862,953	-	-	-	-
2/3/2003	W/H TAX DIV PHA	(21,283)	-	*	-	-	938,862,953	-	-	-	-
2/10/2003	W/H TAX DIV TXN	(4,481)	-	*	-	-	938,862,953	-	-	-	-
2/14/2003	W/H TAX DIV PFE	(113,064)	-	*	-	-	938,862,953	-	-	-	-
2/14/2003	W/H TAX DIV CL	(12,162)	-	*	-	-	938,862,953	-	-	-	-
2/14/2003	W/H TAX DIV PG	(64,639)	-	*	-	-	938,862,953	-	-	-	-
2/27/2003	W/H TAX DIV GS	(6,757)	-	*	-	-	938,862,953	-	-	-	-
2/28/2003	W/H TAX DIV MER	(16,711)	-	*	-	-	938,862,953	-	-	-	-
2/28/2003	W/H TAX DIV C	(126,744)	-	*	-	-	938,862,953	-	-	-	-
3/3/2003	W/H TAX DIV INTC	(16,318)	-	*	-	-	938,862,953	-	-	-	-
3/3/2003	W/H TAX DIV WFC	(62,449)	-	*	-	-	938,862,953	-	-	-	-
3/5/2003	W/H 1/31/03G	(21,017)	-	*	-	-	938,862,953	-	-	-	-
3/7/2003	W/H TAX DIV BA	(17,229)	-	*	-	-	938,862,953	-	-	-	-
3/7/2003	W/H TAX DIV MSFT	(82,191)	-	*	-	-	938,862,953	-	-	-	-
3/10/2003	W/H TAX DIV IBM	(30,866)	-	*	-	-	938,862,953	-	-	-	-
3/10/2003	W/H TAX DIV XOM	(189,623)	-	*	-	-	938,862,953	-	-	-	-
3/10/2003	W/H TAX DIV UTX	(13,795)	-	*	-	-	938,862,953	-	-	-	-
3/10/2003	W/H TAX DIV BUD	(19,763)	-	*	-	-	938,862,953	-	-	-	-
3/11/2003	W/H TAX DIV JNJ	(74,358)	-	*	-	-	938,862,953	-	-	-	-
3/12/2003	W/H TAX DIV MMM	(23,189)	-	*	-	-	938,862,953	-	-	-	-
3/14/2003	W/H TAX DIV DD	(43,355)	-	*	-	-	938,862,953	-	-	-	-
3/17/2003	FIDELITY SPARTAN U S TREASURY MONEY MARKET	(61)	-	*	-	-	938,862,953	-	-	-	-
4/7/2003	W/H TAX DIV WMT	(54,596)	-	*	-	-	938,862,953	-	-	-	-
4/9/2003	W/H TAX DIV HPQ	(34,427)	-	*	-	-	938,862,953	-	-	-	-

Column 1	Column 2	Column 3	Column 4	Column 5	Column 6	Column 7	Column 8	Column 9	Column 10	Column 11	Column 12
Date	Transaction Description	Transaction Amount Reported in Customer Statement	Cash Deposits	Cash Withdrawals	Transfers of Principal In	Transfers of Principal Out	Balance of Principal	90-Day Preferential Transfers	2-Year Cash Withdrawals	6-Year Cash Withdrawals	Full History Cash Withdrawals
4/15/2003	FIDELITY SPARTAN U S TREASURY MONEY MARKET	(23)	-	* [1]	-	-	938,862,953	-	-	-	-
5/9/2003	FIDELITY SPARTAN U S TREASURY MONEY MARKET	(18)	-	* [1]	-	-	938,862,953	-	-	-	-
5/19/2003	FIDELITY SPARTAN U S TREASURY MONEY MARKET	(5)	-	* [1]	-	-	938,862,953	-	-	-	-
5/28/2003	W/H TAX DIV MER	(13,449)	-	* [1]	-	-	938,862,953	-	-	-	-
5/30/2003	FIDELITY SPARTAN U S TREASURY MONEY MARKET	(1)	-	* [1]	-	-	938,862,953	-	-	-	-
6/2/2003	W/H TAX DIV INTC	(7,278)	-	* [1]	-	-	938,862,953	-	-	-	-
6/2/2003	W/H TAX DIV WFC	(50,432)	-	* [1]	-	-	938,862,953	-	-	-	-
6/5/2003	W/H TAX DIV PFE	(120,748)	-	* [1]	-	-	938,862,953	-	-	-	-
6/9/2003	W/H TAX DIV BUD	(16,390)	-	* [1]	-	-	938,862,953	-	-	-	-
6/10/2003	W/H TAX DIV XOM	(169,179)	-	* [1]	-	-	938,862,953	-	-	-	-
6/10/2003	W/H TAX DIV IBM	(26,897)	-	* [1]	-	-	938,862,953	-	-	-	-
6/10/2003	W/H TAX DIV UTX	(12,608)	-	* [1]	-	-	938,862,953	-	-	-	-
6/10/2003	W/H TAX DIV JNJ	(71,726)	-	* [1]	-	-	938,862,953	-	-	-	-
6/12/2003	W/H TAX DIV DD	(35,956)	-	* [1]	-	-	938,862,953	-	-	-	-
6/12/2003	W/H TAX DIV MMM	(24,656)	-	* [1]	-	-	938,862,953	-	-	-	-
6/20/2003	W/H TAX DIV AIG	(15,130)	-	* [1]	-	-	938,862,953	-	-	-	-
6/25/2003	FIDELITY SPARTAN U S TREASURY MONEY MARKET	(9)	-	* [1]	-	-	938,862,953	-	-	-	-
6/26/2003	W/H TAX DIV HD	(17,283)	-	* [1]	-	-	938,862,953	-	-	-	-
6/27/2003	W/H TAX DIV BAC	(118,085)	-	* [1]	-	-	938,862,953	-	-	-	-
6/30/2003	W/H TAX DIV PEP	(34,152)	-	* [1]	-	-	938,862,953	-	-	-	-
7/1/2003	W/H TAX DIV ONE	(30,601)	-	* [1]	-	-	938,862,953	-	-	-	-
7/1/2003	W/H TAX DIV ALL	(17,184)	-	* [1]	-	-	938,862,953	-	-	-	-
7/1/2003	W/H TAX DIV MRK	(98,932)	-	* [1]	-	-	938,862,953	-	-	-	-
7/1/2003	W/H TAX DIV KO	(67,909)	-	* [1]	-	-	938,862,953	-	-	-	-
7/3/2003	W/H TAX DIV SLB	(10,507)	-	* [1]	-	-	938,862,953	-	-	-	-
7/7/2003	W/H TAX DIV WMT	(22,898)	-	* [1]	-	-	938,862,953	-	-	-	-
7/8/2003	W/H TAX DIV MO	(163,833)	-	* [1]	-	-	938,862,953	-	-	-	-
7/9/2003	W/H TAX DIV HPQ	(30,268)	-	* [1]	-	-	938,862,953	-	-	-	-
7/10/2003	FIDELITY SPARTAN U S TREASURY MONEY MARKET	(3)	-	* [1]	-	-	938,862,953	-	-	-	-
7/21/2003	FIDELITY SPARTAN U S TREASURY MONEY MARKET	(3)	-	* [1]	-	-	938,862,953	-	-	-	-
7/31/2003	W/H TAX DIV MWD	(29,141)	-	* [1]	-	-	938,862,953	-	-	-	-
8/1/2003	W/H TAX DIV VZ	(121,951)	-	* [1]	-	-	938,862,953	-	-	-	-
8/1/2003	W/H TAX DIV SBC	(145,391)	-	* [1]	-	-	938,862,953	-	-	-	-
8/15/2003	W/H TAX DIV CL	(15,204)	-	* [1]	-	-	938,862,953	-	-	-	-
8/15/2003	W/H TAX DIV PG	(67,258)	-	* [1]	-	-	938,862,953	-	-	-	-
8/18/2003	W/H TAX DIV TXN	(4,197)	-	* [1]	-	-	938,862,953	-	-	-	-
8/22/2003	W/H TAX DIV C	(208,162)	-	* [1]	-	-	938,862,953	-	-	-	-
8/27/2003	W/H TAX DIV MER	(16,894)	-	* [1]	-	-	938,862,953	-	-	-	-
8/28/2003	W/H TAX DIV GS	(13,198)	-	* [1]	-	-	938,862,953	-	-	-	-
9/2/2003	W/H TAX DIV INTC	(15,052)	-	* [1]	-	-	938,862,953	-	-	-	-
9/2/2003	W/H TAX DIV WFC	(85,524)	-	* [1]	-	-	938,862,953	-	-	-	-
9/4/2003	W/H TAX DIV PFE	(83,921)	-	* [1]	-	-	938,862,953	-	-	-	-
9/5/2003	FIDELITY SPARTAN U S TREASURY MONEY MARKET	(12)	-	* [1]	-	-	938,862,953	-	-	-	-
9/5/2003	W/H TAX DIV BA	(10,016)	-	* [1]	-	-	938,862,953	-	-	-	-
9/5/2003	W/H TAX DIV G	(18,873)	-	* [1]	-	-	938,862,953	-	-	-	-
9/9/2003	W/H TAX DIV BUD	(20,906)	-	* [1]	-	-	938,862,953	-	-	-	-
9/10/2003	W/H TAX DIV XOM	(192,052)	-	* [1]	-	-	938,862,953	-	-	-	-
9/10/2003	W/H TAX DIV IBM	(32,098)	-	* [1]	-	-	938,862,953	-	-	-	-
9/10/2003	FIDELITY SPARTAN U S TREASURY MONEY MARKET	(0)	-	* [1]	-	-	938,862,953	-	-	-	-
9/12/2003	W/H TAX DIV DD	(25,203)	-	* [1]	-	-	938,862,953	-	-	-	-
9/19/2003	W/H TAX DIV AIG	(6,579)	-	* [1]	-	-	938,862,953	-	-	-	-
9/23/2003	FIDELITY SPARTAN U S TREASURY MONEY MARKET	(31)	-	* [1]	-	-	938,862,953	-	-	-	-
9/26/2003	W/H TAX DIV BAC	(47,467)	-	* [1]	-	-	938,862,953	-	-	-	-
9/30/2003	W/H TAX DIV PEP	(25,697)	-	* [1]	-	-	938,862,953	-	-	-	-
10/1/2003	W/H TAX DIV ONE	(27,472)	-	* [1]	-	-	938,862,953	-	-	-	-
10/1/2003	W/H TAX DIV KO	(50,977)	-	* [1]	-	-	938,862,953	-	-	-	-
10/1/2003	W/H TAX DIV MRK	(32,284)	-	* [1]	-	-	938,862,953	-	-	-	-

Column 1	Column 2	Column 3	Column 4	Column 5	Column 6	Column 7	Column 8	Column 9	Column 10	Column 11	Column 12
Date	Transaction Description	Transaction Amount Reported in Customer Statement	Cash Deposits	Cash Withdrawals	Transfers of Principal In	Transfers of Principal Out	Balance of Principal	90-Day Preferential Transfers	2-Year Cash Withdrawals	6-Year Cash Withdrawals	Full History Cash Withdrawals
10/1/2003	W/H TAX DIV VIA.B	(7,463)	-	* [1]	-	-	938,862,953	-	-	-	-
10/8/2003	W/H TAX DIV HPQ	(22,992)	-	* [1]	-	-	938,862,953	-	-	-	-
10/9/2003	W/H TAX DIV MO	(132,202)	-	* [1]	-	-	938,862,953	-	-	-	-
10/14/2003	FIDELITY SPARTAN U S TREASURY MONEY MARKET	(3)	-	* [1]	-	-	938,862,953	-	-	-	-
10/31/2003	W/H TAX DIV MWD	(20,354)	-	* [1]	-	-	938,862,953	-	-	-	-
11/3/2003	W/H TAX DIV SBC	(27,286)	-	* [1]	-	-	938,862,953	-	-	-	-
11/3/2003	W/H TAX DIV VZ	(88,016)	-	* [1]	-	-	938,862,953	-	-	-	-
11/3/2003	W/H TAX DIV SBC	(77,083)	-	* [1]	-	-	938,862,953	-	-	-	-
11/7/2003	W/H TAX DIV MSFT	(211,900)	-	* [1]	-	-	938,862,953	-	-	-	-
11/14/2003	W/H TAX DIV PG	(71,316)	-	* [1]	-	-	938,862,953	-	-	-	-
11/17/2003	W/H TAX DIV TXN	(4,575)	-	* [1]	-	-	938,862,953	-	-	-	-
11/24/2003	W/H TAX DIV GS	(13,679)	-	* [1]	-	-	938,862,953	-	-	-	-
11/25/2003	FIDELITY SPARTAN U S TREASURY MONEY MARKET	(15)	-	* [1]	-	-	938,862,953	-	-	-	-
11/26/2003	W/H TAX DIV C	(220,797)	-	* [1]	-	-	938,862,953	-	-	-	-
11/26/2003	W/H TAX DIV MER	(18,688)	-	* [1]	-	-	938,862,953	-	-	-	-
12/1/2003	W/H TAX DIV INTC	(16,283)	-	* [1]	-	-	938,862,953	-	-	-	-
12/1/2003	W/H TAX DIV WFC	(93,561)	-	* [1]	-	-	938,862,953	-	-	-	-
12/1/2003	W/H TAX DIV MCD	(61,280)	-	* [1]	-	-	938,862,953	-	-	-	-
12/4/2003	W/H TAX DIV PFE	(142,228)	-	* [1]	-	-	938,862,953	-	-	-	-
12/5/2003	W/H TAX DIV G	(19,560)	-	* [1]	-	-	938,862,953	-	-	-	-
12/9/2003	W/H TAX DIV BUD	(21,667)	-	* [1]	-	-	938,862,953	-	-	-	-
12/9/2003	W/H TAX DIV JNJ	(86,667)	-	* [1]	-	-	938,862,953	-	-	-	-
12/10/2003	W/H TAX DIV IBM	(33,266)	-	* [1]	-	-	938,862,953	-	-	-	-
12/10/2003	W/H TAX DIV UTX	(19,150)	-	* [1]	-	-	938,862,953	-	-	-	-
12/10/2003	W/H TAX DIV XOM	(203,327)	-	* [1]	-	-	938,862,953	-	-	-	-
12/12/2003	W/H TAX DIV MMM	(17,267)	-	* [1]	-	-	938,862,953	-	-	-	-
12/15/2003	W/H TAX DIV DD	(42,130)	-	* [1]	-	-	938,862,953	-	-	-	-
12/31/2003	FIDELITY SPARTAN U S TREASURY MONEY MARKET	(9)	-	* [1]	-	-	938,862,953	-	-	-	-
1/2/2004	W/H TAX DIV PEP	(7,198)	-	* [1]	-	-	938,862,953	-	-	-	-
1/2/2004	W/H TAX DIV ONE	(7,104)	-	* [1]	-	-	938,862,953	-	-	-	-
1/5/2004	W/H TAX DIV WMT	(10,229)	-	* [1]	-	-	938,862,953	-	-	-	-
1/6/2004	W/H TAX DIV DIS	(11,437)	-	* [1]	-	-	938,862,953	-	-	-	-
1/7/2004	W/H TAX DIV HPQ	(6,441)	-	* [1]	-	-	938,862,953	-	-	-	-
1/8/2004	FIDELITY SPARTAN U S TREASURY MONEY MARKET	(0)	-	* [1]	-	-	938,862,953	-	-	-	-
1/9/2004	W/H TAX DIV MO	(37,034)	-	* [1]	-	-	938,862,953	-	-	-	-
1/15/2004	FIDELITY SPARTAN U S TREASURY MONEY MARKET	(0)	-	* [1]	-	-	938,862,953	-	-	-	-
1/30/2004	W/H TAX DIV MWD	(11,746)	-	* [1]	-	-	938,862,953	-	-	-	-
2/2/2004	W/H TAX DIV SBC	(45,271)	-	* [1]	-	-	938,862,953	-	-	-	-
2/2/2004	W/H TAX DIV VZ	(46,729)	-	* [1]	-	-	938,862,953	-	-	-	-
2/17/2004	W/H TAX DIV PG	(70,835)	-	* [1]	-	-	938,862,953	-	-	-	-
2/26/2004	W/H TAX DIV GS	(12,974)	-	* [1]	-	-	938,862,953	-	-	-	-
2/27/2004	W/H TAX DIV C	(240,788)	-	* [1]	-	-	938,862,953	-	-	-	-
2/27/2004	W/H TAX DIV MER	(18,267)	-	* [1]	-	-	938,862,953	-	-	-	-
3/1/2004	W/H TAX DIV WFC	(88,739)	-	* [1]	-	-	938,862,953	-	-	-	-
3/1/2004	W/H TAX DIV INTC	(30,177)	-	* [1]	-	-	938,862,953	-	-	-	-
3/5/2004	W/H TAX DIV PFE	(150,523)	-	* [1]	-	-	938,862,953	-	-	-	-
3/5/2004	W/H TAX DIV BA	(15,880)	-	* [1]	-	-	938,862,953	-	-	-	-
3/5/2004	W/H TAX DIV G	(18,552)	-	* [1]	-	-	938,862,953	-	-	-	-
3/9/2004	W/H TAX DIV JNJ	(82,976)	-	* [1]	-	-	938,862,953	-	-	-	-
3/9/2004	W/H TAX DIV BUD	(20,550)	-	* [1]	-	-	938,862,953	-	-	-	-
3/10/2004	W/H TAX DIV XOM	(192,815)	-	* [1]	-	-	938,862,953	-	-	-	-
3/10/2004	W/H TAX DIV IBM	(31,552)	-	* [1]	-	-	938,862,953	-	-	-	-
3/10/2004	W/H TAX DIV UTX	(11,443)	-	* [1]	-	-	938,862,953	-	-	-	-
3/12/2004	W/H TAX DIV MMM	(21,185)	-	* [1]	-	-	938,862,953	-	-	-	-
3/15/2004	W/H TAX DIV DD	(39,958)	-	* [1]	-	-	938,862,953	-	-	-	-
4/6/2004	FIDELITY SPARTAN U S TREASURY MONEY MARKET	(53)	-	* [1]	-	-	938,862,953	-	-	-	-
4/8/2004	FIDELITY SPARTAN U S TREASURY MONEY MARKET	(0)	-	* [1]	-	-	938,862,953	-	-	-	-

Column 1	Column 2	Column 3	Column 4	Column 5	Column 6	Column 7	Column 8	Column 9	Column 10	Column 11	Column 12
Date	Transaction Description	Transaction Amount Reported in Customer Statement	Cash Deposits	Cash Withdrawals	Transfers of Principal In	Transfers of Principal Out	Balance of Principal	90-Day Preferential Transfers	2-Year Cash Withdrawals	6-Year Cash Withdrawals	Full History Cash Withdrawals
4/30/2004	W/H TAX DIV JPM	(19,225)	-	* [1]	-	-	938,862,953	-	-	-	-
4/30/2004	W/H TAX DIV MWD	(25,035)	-	* [1]	-	-	938,862,953	-	-	-	-
5/3/2004	W/H TAX DIV VZ	(96,386)	-	* [1]	-	-	938,862,953	-	-	-	-
5/3/2004	W/H TAX DIV SBC	(94,833)	-	* [1]	-	-	938,862,953	-	-	-	-
5/14/2004	W/H TAX DIV PG	(73,721)	-	* [1]	-	-	938,862,953	-	-	-	-
5/17/2004	W/H TAX DIV TXN	(4,299)	-	* [1]	-	-	938,862,953	-	-	-	-
5/26/2004	W/H TAX DIV MER	(18,535)	-	* [1]	-	-	938,862,953	-	-	-	-
5/27/2004	W/H TAX DIV GS	(13,164)	-	* [1]	-	-	938,862,953	-	-	-	-
5/28/2004	W/H TAX DIV C	(240,118)	-	* [1]	-	-	938,862,953	-	-	-	-
6/1/2004	W/H TAX DIV INTC	(29,997)	-	* [1]	-	-	938,862,953	-	-	-	-
6/1/2004	W/H TAX DIV WFC	(90,044)	-	* [1]	-	-	938,862,953	-	-	-	-
6/4/2004	W/H TAX DIV PFE	(149,972)	-	* [1]	-	-	938,862,953	-	-	-	-
6/4/2004	W/H TAX DIV G	(18,825)	-	* [1]	-	-	938,862,953	-	-	-	-
6/7/2004	FIDELITY SPARTAN U S TREASURY MONEY MARKET	(18)	-	* [1]	-	-	938,862,953	-	-	-	-
6/7/2004	W/H TAX DIV WMT	(44,219)	-	* [1]	-	-	938,862,953	-	-	-	-
6/8/2004	W/H TAX DIV JNJ	(98,348)	-	* [1]	-	-	938,862,953	-	-	-	-
6/9/2004	W/H TAX DIV BUD	(20,852)	-	* [1]	-	-	938,862,953	-	-	-	-
6/10/2004	W/H TAX DIV IBM	(36,018)	-	* [1]	-	-	938,862,953	-	-	-	-
6/10/2004	W/H TAX DIV UTX	(15,039)	-	* [1]	-	-	938,862,953	-	-	-	-
6/10/2004	W/H TAX DIV XOM	(204,732)	-	* [1]	-	-	938,862,953	-	-	-	-
6/11/2004	W/H TAX DIV BA	(12,891)	-	* [1]	-	-	938,862,953	-	-	-	-
6/14/2004	W/H TAX DIV DD	(40,546)	-	* [1]	-	-	938,862,953	-	-	-	-
6/14/2004	W/H TAX DIV MMM	(23,203)	-	* [1]	-	-	938,862,953	-	-	-	-
6/18/2004	FIDELITY SPARTAN U S TREASURY MONEY MARKET	(1)	-	* [1]	-	-	938,862,953	-	-	-	-
6/24/2004	W/H TAX DIV HD	(23,024)	-	* [1]	-	-	938,862,953	-	-	-	-
6/30/2004	W/H TAX DIV PEP	(47,348)	-	* [1]	-	-	938,862,953	-	-	-	-
7/1/2004	W/H TAX DIV KO	(73,135)	-	* [1]	-	-	938,862,953	-	-	-	-
7/7/2004	W/H TAX DIV HPQ	(29,471)	-	* [1]	-	-	938,862,953	-	-	-	-
7/9/2004	W/H TAX DIV MO	(166,879)	-	* [1]	-	-	938,862,953	-	-	-	-
7/26/2004	W/H TAX DIV GE	(27,051)	-	* [1]	-	-	938,862,953	-	-	-	-
8/18/2004	FIDELITY SPARTAN U S TREASURY MONEY MARKET	(78)	-	* [1]	-	-	938,862,953	-	-	-	-
8/23/2004	FIDELITY SPARTAN U S TREASURY MONEY MARKET	(1)	-	* [1]	-	-	938,862,953	-	-	-	-
9/7/2004	W/H TAX DIV WMT	(52,672)	-	* [1]	-	-	938,862,953	-	-	-	-
9/10/2004	W/H TAX DIV UTX	(17,726)	-	* [1]	-	-	938,862,953	-	-	-	-
9/13/2004	W/H TAX DIV MMM	(27,349)	-	* [1]	-	-	938,862,953	-	-	-	-
9/14/2004	W/H TAX DIV MSFT	(110,474)	-	* [1]	-	-	938,862,953	-	-	-	-
9/16/2004	W/H TAX DIV HD	(24,567)	-	* [1]	-	-	938,862,953	-	-	-	-
9/17/2004	W/H TAX DIV AIG	(25,145)	-	* [1]	-	-	938,862,953	-	-	-	-
9/24/2004	W/H TAX DIV BAC	(239,309)	-	* [1]	-	-	938,862,953	-	-	-	-
9/30/2004	W/H TAX DIV PEP	(50,521)	-	* [1]	-	-	938,862,953	-	-	-	-
10/1/2004	W/H TAX DIV VIA.B	(13,561)	-	* [1]	-	-	938,862,953	-	-	-	-
10/1/2004	W/H TAX DIV MRK	(109,828)	-	* [1]	-	-	938,862,953	-	-	-	-
10/1/2004	W/H TAX DIV KO	(78,035)	-	* [1]	-	-	938,862,953	-	-	-	-
10/6/2004	W/H TAX DIV HPQ	(31,445)	-	* [1]	-	-	938,862,953	-	-	-	-
10/12/2004	W/H TAX DIV MO	(194,106)	-	* [1]	-	-	938,862,953	-	-	-	-
11/3/2004	FIDELITY SPARTAN U S TREASURY MONEY MARKET	(71)	-	* [1]	-	-	938,862,953	-	-	-	-
11/4/2004	FIDELITY SPARTAN U S TREASURY MONEY MARKET	(0)	-	* [1]	-	-	938,862,953	-	-	-	-
11/9/2004	FIDELITY SPARTAN U S TREASURY MONEY MARKET	(0)	-	* [1]	-	-	938,862,953	-	-	-	-
11/24/2004	W/H TAX DIV MER	(9,891)	-	* [1]	-	-	938,862,953	-	-	-	-
12/1/2004	W/H TAX DIV WFC	(51,253)	-	* [1]	-	-	938,862,953	-	-	-	-
12/1/2004	W/H TAX DIV INTC	(16,281)	-	* [1]	-	-	938,862,953	-	-	-	-
12/3/2004	W/H TAX DIV BA	(16,458)	-	* [1]	-	-	938,862,953	-	-	-	-
12/3/2004	W/H TAX DIV PFE	(131,276)	-	* [1]	-	-	938,862,953	-	-	-	-
12/7/2004	W/H TAX DIV JNJ	(33,110)	-	* [1]	-	-	938,862,953	-	-	-	-
12/10/2004	W/H TAX DIV IBM	(31,269)	-	* [1]	-	-	938,862,953	-	-	-	-
12/10/2004	W/H TAX DIV XOM	(180,211)	-	* [1]	-	-	938,862,953	-	-	-	-
12/13/2004	FIDELITY SPARTAN U S TREASURY MONEY MARKET	(85)	-	* [1]	-	-	938,862,953	-	-	-	-

Column 1	Column 2	Column 3	Column 4	Column 5	Column 6	Column 7	Column 8	Column 9	Column 10	Column 11	Column 12
Date	Transaction Description	Transaction Amount Reported in Customer Statement	Cash Deposits	Cash Withdrawals	Transfers of Principal In	Transfers of Principal Out	Balance of Principal	90-Day Preferential Transfers	2-Year Cash Withdrawals	6-Year Cash Withdrawals	Full History Cash Withdrawals
12/14/2004	W/H TAX DIV DD	(35,201)	-	* [1]	-	-	938,862,953	-	-	-	-
12/16/2004	FIDELITY SPARTAN U S TREASURY MONEY MARKET	(2)	-	* [1]	-	-	938,862,953	-	-	-	-
12/31/2004	FIDELITY SPARTAN U S TREASURY MONEY MARKET	(15)	-	* [1]	-	-	938,862,953	-	-	-	-
1/3/2005	W/H TAX DIV WMT	(17,679)	-	* [1]	-	-	938,862,953	-	-	-	-
2/14/2005	W/H TAX DIV TXN	(5,380)	-	* [1]	-	-	938,862,953	-	-	-	-
2/24/2005	W/H TAX DIV GS	(2,242)	-	* [1]	-	-	938,862,953	-	-	-	-
2/25/2005	W/H TAX DIV C	(284,046)	-	* [1]	-	-	938,862,953	-	-	-	-
2/28/2005	W/H TAX DIV MER	(18,121)	-	* [1]	-	-	938,862,953	-	-	-	-
3/1/2005	W/H TAX DIV WFC	(103,289)	-	* [1]	-	-	938,862,953	-	-	-	-
3/1/2005	W/H TAX DIV INTC	(63,196)	-	* [1]	-	-	938,862,953	-	-	-	-
3/4/2005	W/H TAX DIV G	(20,245)	-	* [1]	-	-	938,862,953	-	-	-	-
3/4/2005	W/H TAX DIV BA	(25,483)	-	* [1]	-	-	938,862,953	-	-	-	-
3/7/2005	FIDELITY SPARTAN U S TREASURY MONEY MARKET	(60)	-	* [1]	-	-	938,862,953	-	-	-	-
3/8/2005	W/H TAX DIV JNJ	(105,707)	-	* [1]	-	-	938,862,953	-	-	-	-
3/8/2005	W/H TAX DIV PFE	(178,605)	-	* [1]	-	-	938,862,953	-	-	-	-
3/9/2005	W/H TAX DIV BUD	(24,973)	-	* [1]	-	-	938,862,953	-	-	-	-
3/10/2005	W/H TAX DIV IBM	(36,695)	-	* [1]	-	-	938,862,953	-	-	-	-
3/10/2005	W/H TAX DIV XOM	(217,112)	-	* [1]	-	-	938,862,953	-	-	-	-
3/10/2005	W/H TAX DIV MSFT	(108,271)	-	* [1]	-	-	938,862,953	-	-	-	-
3/10/2005	W/H TAX DIV UTX	(29,900)	-	* [1]	-	-	938,862,953	-	-	-	-
3/14/2005	W/H TAX DIV DD	(43,604)	-	* [1]	-	-	938,862,953	-	-	-	-
3/14/2005	W/H TAX DIV MMM	(42,811)	-	* [1]	-	-	938,862,953	-	-	-	-
3/18/2005	W/H TAX DIV AIG	(41,055)	-	* [1]	-	-	938,862,953	-	-	-	-
3/24/2005	W/H TAX DIV HD	(27,181)	-	* [1]	-	-	938,862,953	-	-	-	-
3/28/2005	W/H TAX DIV BAC	(226,787)	-	* [1]	-	-	938,862,953	-	-	-	-
3/31/2005	W/H TAX DIV PEP	(49,493)	-	* [1]	-	-	938,862,953	-	-	-	-
4/1/2005	W/H TAX DIV VIA.B	(15,063)	-	* [1]	-	-	938,862,953	-	-	-	-
4/1/2005	W/H TAX DIV KO	(66,785)	-	* [1]	-	-	938,862,953	-	-	-	-
4/1/2005	W/H TAX DIV MRK	(103,289)	-	* [1]	-	-	938,862,953	-	-	-	-
4/7/2005	W/H TAX DIV HPQ	(14,926)	-	* [1]	-	-	938,862,953	-	-	-	-
4/11/2005	W/H TAX DIV MO	(148,322)	-	* [1]	-	-	938,862,953	-	-	-	-
4/13/2005	FIDELITY SPARTAN U S TREASURY MONEY MARKET	(56)	-	* [1]	-	-	938,862,953	-	-	-	-
4/25/2005	W/H TAX DIV GE	(289,646)	-	* [1]	-	-	938,862,953	-	-	-	-
5/23/2005	FIDELITY SPARTAN U S TREASURY MONEY MARKET	(44)	-	* [1]	-	-	938,862,953	-	-	-	-
6/6/2005	W/H TAX DIV WMT	(18,703)	-	* [1]	-	-	938,862,953	-	-	-	-
6/10/2005	W/H TAX DIV UTX	(8,897)	-	* [1]	-	-	938,862,953	-	-	-	-
6/13/2005	W/H TAX DIV MMM	(12,738)	-	* [1]	-	-	938,862,953	-	-	-	-
6/17/2005	W/H TAX DIV AIG	(31,049)	-	* [1]	-	-	938,862,953	-	-	-	-
6/20/2005	FIDELITY SPARTAN U S TREASURY MONEY MARKET	(27)	-	* [1]	-	-	938,862,953	-	-	-	-
6/23/2005	W/H TAX DIV HD	(20,799)	-	* [1]	-	-	938,862,953	-	-	-	-
6/24/2005	W/H TAX DIV BAC	(173,447)	-	* [1]	-	-	938,862,953	-	-	-	-
6/30/2005	W/H TAX DIV PEP	(42,313)	-	* [1]	-	-	938,862,953	-	-	-	-
7/1/2005	W/H TAX DIV KO	(59,957)	-	* [1]	-	-	938,862,953	-	-	-	-
7/1/2005	W/H TAX DIV VIA.B	(11,392)	-	* [1]	-	-	938,862,953	-	-	-	-
7/1/2005	W/H TAX DIV MRK	(78,116)	-	* [1]	-	-	938,862,953	-	-	-	-
7/1/2005	W/H TAX DIV ALL	(21,040)	-	* [1]	-	-	938,862,953	-	-	-	-
7/6/2005	W/H TAX DIV HPQ	(22,391)	-	* [1]	-	-	938,862,953	-	-	-	-
7/8/2005	W/H TAX DIV SLB	(12,591)	-	* [1]	-	-	938,862,953	-	-	-	-
7/11/2005	W/H TAX DIV MO	(143,811)	-	* [1]	-	-	938,862,953	-	-	-	-
7/25/2005	W/H TAX DIV GE	(221,745)	-	* [1]	-	-	938,862,953	-	-	-	-
9/8/2005	FIDELITY SPARTAN U S TREASURY MONEY MARKET	(359)	-	* [1]	-	-	938,862,953	-	-	-	-
9/12/2005	FIDELITY SPARTAN U S TREASURY MONEY MARKET	(5)	-	* [1]	-	-	938,862,953	-	-	-	-
9/30/2005	W/H TAX DIV PEP	(29,677)	-	* [1]	-	-	938,862,953	-	-	-	-
9/30/2005	W/H TAX DIV S	(4,956)	-	* [1]	-	-	938,862,953	-	-	-	-
10/3/2005	W/H TAX DIV KO	(83,350)	-	* [1]	-	-	938,862,953	-	-	-	-
10/5/2005	W/H TAX DIV HPQ	(30,212)	-	* [1]	-	-	938,862,953	-	-	-	-
10/11/2005	W/H TAX DIV MO	(214,916)	-	* [1]	-	-	938,862,953	-	-	-	-

Column 1	Column 2	Column 3	Column 4	Column 5	Column 6	Column 7	Column 8	Column 9	Column 10	Column 11	Column 12
Date	Transaction Description	Transaction Amount Reported in Customer Statement	Cash Deposits	Cash Withdrawals	Transfers of Principal In	Transfers of Principal Out	Balance of Principal	90-Day Preferential Transfers	2-Year Cash Withdrawals	6-Year Cash Withdrawals	Full History Cash Withdrawals
10/12/2005	FIDELITY SPARTAN U S TREASURY MONEY MARKET	(170)	-	* [1]	-	-	938,862,953	-	-	-	-
10/13/2005	FIDELITY SPARTAN U S TREASURY MONEY MARKET	(1)	-	* [1]	-	-	938,862,953	-	-	-	-
10/14/2005	FIDELITY SPARTAN U S TREASURY MONEY MARKET	(1)	-	* [1]	-	-	938,862,953	-	-	-	-
10/19/2005	FIDELITY SPARTAN U S TREASURY MONEY MARKET	(2)	-	* [1]	-	-	938,862,953	-	-	-	-
10/25/2005	W/H TAX DIV GE	(223,511)	-	* [1]	-	-	938,862,953	-	-	-	-
10/31/2005	W/H TAX DIV MWD	(26,402)	-	* [1]	-	-	938,862,953	-	-	-	-
11/15/2005	W/H TAX DIV ABT	(40,337)	-	* [1]	-	-	938,862,953	-	-	-	-
11/15/2005	W/H TAX DIV PG	(133,320)	-	* [1]	-	-	938,862,953	-	-	-	-
11/17/2005	FIDELITY SPARTAN U S TREASURY MONEY MARKET	(56)	-	* [1]	-	-	938,862,953	-	-	-	-
11/21/2005	W/H TAX DIV TXN	(6,846)	-	* [1]	-	-	938,862,953	-	-	-	-
11/21/2005	W/H TAX DIV GS	(15,261)	-	* [1]	-	-	938,862,953	-	-	-	-
11/23/2005	W/H TAX DIV MER	(24,418)	-	* [1]	-	-	938,862,953	-	-	-	-
11/23/2005	W/H TAX DIV C	(311,569)	-	* [1]	-	-	938,862,953	-	-	-	-
11/28/2005	CHECK WIRE	(40,000,000)	-	(40,000,000)	-	-	898,862,953	-	-	(40,000,000)	(40,000,000)
11/30/2005	FIDELITY SPARTAN U S TREASURY MONEY MARKET	(7)	-	* [1]	-	-	898,862,953	-	-	-	-
12/1/2005	W/H TAX DIV WFC	(120,623)	-	* [1]	-	-	898,862,953	-	-	-	-
12/1/2005	W/H TAX DIV INTC	(66,767)	-	* [1]	-	-	898,862,953	-	-	-	-
12/2/2005	W/H TAX DIV BA	(27,470)	-	* [1]	-	-	898,862,953	-	-	-	-
12/6/2005	W/H TAX DIV PFE	(194,081)	-	* [1]	-	-	898,862,953	-	-	-	-
12/8/2005	W/H TAX DIV MSFT	(101,252)	-	* [1]	-	-	898,862,953	-	-	-	-
12/9/2005	W/H TAX DIV XOM	(252,262)	-	* [1]	-	-	898,862,953	-	-	-	-
12/12/2005	W/H TAX DIV MMM	(46,149)	-	* [1]	-	-	898,862,953	-	-	-	-
12/12/2005	W/H TAX DIV IBM	(43,952)	-	* [1]	-	-	898,862,953	-	-	-	-
12/12/2005	W/H TAX DIV UTX	(31,338)	-	* [1]	-	-	898,862,953	-	-	-	-
12/12/2005	W/H TAX DIV CVX	(141,149)	-	* [1]	-	-	898,862,953	-	-	-	-
12/13/2005	W/H TAX DIV JNJ	(136,540)	-	* [1]	-	-	898,862,953	-	-	-	-
12/14/2005	CHECK WIRE	(45,000,000)	-	(45,000,000)	-	-	853,862,953	-	-	(45,000,000)	(45,000,000)
12/15/2005	W/H TAX DIV KO	(79,000)	-	* [1]	-	-	853,862,953	-	-	-	-
12/15/2005	W/H TAX DIV TWX	(32,150)	-	* [1]	-	-	853,862,953	-	-	-	-
12/15/2005	W/H TAX DIV HD	(29,301)	-	* [1]	-	-	853,862,953	-	-	-	-
12/16/2005	FIDELITY SPARTAN U S TREASURY MONEY MARKET	(6)	-	* [1]	-	-	853,862,953	-	-	-	-
12/16/2005	W/H TAX DIV AIG	(53,108)	-	* [1]	-	-	853,862,953	-	-	-	-
12/22/2005	FIDELITY SPARTAN U S TREASURY MONEY MARKET	(7)	-	* [1]	-	-	853,862,953	-	-	-	-
12/23/2005	W/H TAX DIV BAC	(274,698)	-	* [1]	-	-	853,862,953	-	-	-	-
12/30/2005	W/H TAX DIV S	(10,072)	-	* [1]	-	-	853,862,953	-	-	-	-
12/30/2005	FIDELITY SPARTAN U S TREASURY MONEY MARKET	(0)	-	* [1]	-	-	853,862,953	-	-	-	-
1/3/2006	W/H TAX DIV VIA.B	(15,383)	-	* [1]	-	-	853,862,953	-	-	-	-
1/3/2006	W/H TAX DIV WMT	(33,843)	-	* [1]	-	-	853,862,953	-	-	-	-
1/3/2006	W/H TAX DIV MRK	(115,984)	-	* [1]	-	-	853,862,953	-	-	-	-
1/3/2006	W/H TAX DIV PEP	(60,311)	-	* [1]	-	-	853,862,953	-	-	-	-
1/4/2006	W/H TAX DIV HPQ	(31,605)	-	* [1]	-	-	853,862,953	-	-	-	-
1/6/2006	W/H TAX DIV DIS	(46,657)	-	* [1]	-	-	853,862,953	-	-	-	-
1/13/2006	FIDELITY SPARTAN U S TREASURY MONEY MARKET	(19)	-	* [1]	-	-	853,862,953	-	-	-	-
1/20/2006	CHECK WIRE	(35,000,000)	-	(35,000,000)	-	-	818,862,953	-	-	(35,000,000)	(35,000,000)
1/25/2006	FIDELITY SPARTAN U S TREASURY MONEY MARKET	(6)	-	* [1]	-	-	818,862,953	-	-	-	-
1/31/2006	W/H TAX DIV MS	(37,505)	-	* [1]	-	-	818,862,953	-	-	-	-
2/1/2006	W/H TAX DIV T	(39,004)	-	* [1]	-	-	818,862,953	-	-	-	-
2/1/2006	W/H TAX DIV VZ	(33,935)	-	* [1]	-	-	818,862,953	-	-	-	-
2/13/2006	W/H TAX DIV TXN	(6,125)	-	* [1]	-	-	818,862,953	-	-	-	-
2/15/2006	W/H TAX DIV PG	(119,922)	-	* [1]	-	-	818,862,953	-	-	-	-
2/15/2006	W/H TAX DIV ABT	(54,115)	-	* [1]	-	-	818,862,953	-	-	-	-
2/21/2006	CHECK WIRE	(30,000,000)	-	(30,000,000)	-	-	788,862,953	-	-	(30,000,000)	(30,000,000)
2/21/2006	FIDELITY SPARTAN U S TREASURY MONEY MARKET	(10)	-	* [1]	-	-	788,862,953	-	-	-	-
2/23/2006	W/H TAX DIV GS	(14,469)	-	* [1]	-	-	788,862,953	-	-	-	-
2/24/2006	W/H TAX DIV C	(314,201)	-	* [1]	-	-	788,862,953	-	-	-	-
2/28/2006	W/H TAX DIV MER	(28,939)	-	* [1]	-	-	788,862,953	-	-	-	-
3/1/2006	W/H TAX DIV WFC	(108,347)	-	* [1]	-	-	788,862,953	-	-	-	-
3/1/2006	W/H TAX DIV INTC	(76,156)	-	* [1]	-	-	788,862,953	-	-	-	-

Column 1	Column 2	Column 3	Column 4	Column 5	Column 6	Column 7	Column 8	Column 9	Column 10	Column 11	Column 12
Date	Transaction Description	Transaction Amount Reported in Customer Statement	Cash Deposits	Cash Withdrawals	Transfers of Principal In	Transfers of Principal Out	Balance of Principal	90-Day Preferential Transfers	2-Year Cash Withdrawals	6-Year Cash Withdrawals	Full History Cash Withdrawals
3/3/2006	W/H TAX DIV BA	(31,254)	-	* [1]	-	-	788,862,953	-	-	-	-
3/7/2006	W/H TAX DIV UPS	(52,784)	-	* [1]	-	-	788,862,953	-	-	-	-
3/7/2006	W/H TAX DIV PFE	(224,445)	-	* [1]	-	-	788,862,953	-	-	-	-
3/9/2006	W/H TAX DIV MSFT	(104,970)	-	* [1]	-	-	788,862,953	-	-	-	-
3/10/2006	W/H TAX DIV IBM	(39,812)	-	* [1]	-	-	788,862,953	-	-	-	-
3/10/2006	W/H TAX DIV UTX	(28,013)	-	* [1]	-	-	788,862,953	-	-	-	-
3/10/2006	W/H TAX DIV XOM	(251,264)	-	* [1]	-	-	788,862,953	-	-	-	-
3/10/2006	W/H TAX DIV TGT	(11,576)	-	* [1]	-	-	788,862,953	-	-	-	-
3/10/2006	W/H TAX DIV CVX	(128,331)	-	* [1]	-	-	788,862,953	-	-	-	-
3/10/2006	FIDELITY SPARTAN U S TREASURY MONEY MARKET	(4)	-	* [1]	-	-	788,862,953	-	-	-	-
3/13/2006	W/H TAX DIV MMM	(42,598)	-	* [1]	-	-	788,862,953	-	-	-	-
3/14/2006	W/H TAX DIV JNJ	(126,057)	-	* [1]	-	-	788,862,953	-	-	-	-
3/15/2006	W/H TAX DIV TWX	(29,631)	-	* [1]	-	-	788,862,953	-	-	-	-
3/16/2006	FIDELITY SPARTAN U S TREASURY MONEY MARKET	(2)	-	* [1]	-	-	788,862,953	-	-	-	-
3/17/2006	W/H TAX DIV AIG	(48,958)	-	* [1]	-	-	788,862,953	-	-	-	-
3/23/2006	W/H TAX DIV HD	(39,935)	-	* [1]	-	-	788,862,953	-	-	-	-
3/24/2006	W/H TAX DIV BAC	(295,175)	-	* [1]	-	-	788,862,953	-	-	-	-
3/30/2006	FIDELITY SPARTAN U S TREASURY MONEY MARKET	(12)	-	* [1]	-	-	788,862,953	-	-	-	-
3/31/2006	FIDELITY SPARTAN U S TREASURY MONEY MARKET	(1)	-	* [1]	-	-	788,862,953	-	-	-	-
3/31/2006	W/H TAX DIV S	(9,468)	-	* [1]	-	-	788,862,953	-	-	-	-
3/31/2006	W/H TAX DIV PEP	(54,313)	-	* [1]	-	-	788,862,953	-	-	-	-
4/3/2006	W/H TAX DIV KO	(81,434)	-	* [1]	-	-	788,862,953	-	-	-	-
4/3/2006	W/H TAX DIV MRK	(105,836)	-	* [1]	-	-	788,862,953	-	-	-	-
4/3/2006	W/H TAX DIV WMT	(54,039)	-	* [1]	-	-	788,862,953	-	-	-	-
4/5/2006	W/H TAX DIV HPQ	(29,148)	-	* [1]	-	-	788,862,953	-	-	-	-
4/5/2006	FIDELITY SPARTAN U S TREASURY MONEY MARKET	(3)	-	* [1]	-	-	788,862,953	-	-	-	-
4/7/2006	W/H TAX DIV SLB	(17,932)	-	(17,932)	-	-	788,845,021	-	-	-	-
4/7/2006	FIDELITY SPARTAN U S TREASURY MONEY MARKET	(2)	-	* [1]	-	-	788,845,021	-	-	-	-
4/10/2006	W/H TAX DIV MO	(213,530)	-	* [1]	-	-	788,845,021	-	-	-	-
4/21/2006	CHECK WIRE	(20,000,000)	-	(20,000,000)	-	-	768,845,021	-	-	(20,000,000)	(20,000,000)
4/21/2006	FIDELITY SPARTAN U S TREASURY MONEY MARKET	(5)	-	* [1]	-	-	768,845,021	-	-	-	-
4/25/2006	W/H TAX DIV GE	(335,206)	-	* [1]	-	-	768,845,021	-	-	-	-
4/28/2006	CXL W/H TAX DIV SLB	17,932	-	17,932	-	-	768,862,953	-	-	-	-
4/28/2006	W/H TAX DIV MS	(36,555)	-	* [1]	-	-	768,862,953	-	-	-	-
4/28/2006	FIDELITY SPARTAN U S TREASURY MONEY MARKET	(6)	-	* [1]	-	-	768,862,953	-	-	-	-
4/28/2006	W/H TAX DIV MDT	(14,409)	-	* [1]	-	-	768,862,953	-	-	-	-
5/1/2006	W/H TAX DIV VZ	(149,233)	-	* [1]	-	-	768,862,953	-	-	-	-
5/1/2006	W/H TAX DIV JPM	(109,375)	-	* [1]	-	-	768,862,953	-	-	-	-
5/1/2006	W/H TAX DIV T	(161,310)	-	* [1]	-	-	768,862,953	-	-	-	-
5/5/2006	FIDELITY SPARTAN U S TREASURY MONEY MARKET	(10)	-	* [1]	-	-	768,862,953	-	-	-	-
5/10/2006	FIDELITY SPARTAN U S TREASURY MONEY MARKET	(8)	-	* [1]	-	-	768,862,953	-	-	-	-
5/10/2006	W/H TAX DIV AXP	(18,954)	-	* [1]	-	-	768,862,953	-	-	-	-
5/15/2006	W/H TAX DIV PG	(129,409)	-	* [1]	-	-	768,862,953	-	-	-	-
5/15/2006	W/H TAX DIV ABT	(56,581)	-	* [1]	-	-	768,862,953	-	-	-	-
5/16/2006	CHECK WIRE	(10,000,000)	-	(10,000,000)	-	-	758,862,953	-	-	(10,000,000)	(10,000,000)
5/22/2006	W/H TAX DIV CAT	(21,604)	-	* [1]	-	-	758,862,953	-	-	-	-
5/22/2006	W/H TAX DIV TXN	(6,093)	-	* [1]	-	-	758,862,953	-	-	-	-
5/24/2006	W/H TAX DIV MER	(28,336)	-	* [1]	-	-	758,862,953	-	-	-	-
5/25/2006	W/H TAX DIV GS	(19,744)	-	* [1]	-	-	758,862,953	-	-	-	-
5/26/2006	W/H TAX DIV C	(309,589)	-	* [1]	-	-	758,862,953	-	-	-	-
5/31/2006	FIDELITY SPARTAN U S TREASURY MONEY MARKET	(46)	-	* [1]	-	-	758,862,953	-	-	-	-
5/31/2006	W/H TAX DIV UPS	(51,684)	-	* [1]	-	-	758,862,953	-	-	-	-
6/1/2006	W/H TAX DIV INTC	(73,673)	-	* [1]	-	-	758,862,953	-	-	-	-
6/1/2006	W/H TAX DIV WFC	(111,983)	-	* [1]	-	-	758,862,953	-	-	-	-
6/2/2006	W/H TAX DIV BA	(30,603)	-	* [1]	-	-	758,862,953	-	-	-	-
6/5/2006	W/H TAX DIV WMT	(53,158)	-	* [1]	-	-	758,862,953	-	-	-	-
6/6/2006	W/H TAX DIV BMY	(69,500)	-	* [1]	-	-	758,862,953	-	-	-	-
6/6/2006	W/H TAX DIV PFE	(223,059)	-	* [1]	-	-	758,862,953	-	-	-	-

Column 1	Column 2	Column 3	Column 4	Column 5	Column 6	Column 7	Column 8	Column 9	Column 10	Column 11	Column 12
Date	Transaction Description	Transaction Amount Reported in Customer Statement	Cash Deposits	Cash Withdrawals	Transfers of Principal In	Transfers of Principal Out	Balance of Principal	90-Day Preferential Transfers	2-Year Cash Withdrawals	6-Year Cash Withdrawals	Full History Cash Withdrawals
6/8/2006	W/H TAX DIV MSFT	(100,989)	-	* [1]	-	-	758,862,953	-	-	-	-
6/9/2006	W/H TAX DIV XOM	(247,605)	-	* [1]	-	-	758,862,953	-	-	-	-
6/12/2006	W/H TAX DIV UTX	(16,520)	-	* [1]	-	-	758,862,953	-	-	-	-
6/12/2006	W/H TAX DIV IBM	(59,143)	-	* [1]	-	-	758,862,953	-	-	-	-
6/12/2006	W/H TAX DIV MMM	(41,710)	-	* [1]	-	-	758,862,953	-	-	-	-
6/13/2006	W/H TAX DIV JNJ	(140,262)	-	* [1]	-	-	758,862,953	-	-	-	-
6/15/2006	FIDELITY SPARTAN U S TREASURY MONEY MARKET	(18)	-	* [1]	-	-	758,862,953	-	-	-	-
6/15/2006	W/H TAX DIV TWX	(28,338)	-	* [1]	-	-	758,862,953	-	-	-	-
6/16/2006	CHECK WIRE	(30,000,000)	-	(30,000,000)	-	-	728,862,953	-	-	(30,000,000)	(30,000,000)
6/22/2006	W/H TAX DIV HD	(40,803)	-	* [1]	-	-	728,862,953	-	-	-	-
6/23/2006	W/H TAX DIV BAC	(294,692)	-	* [1]	-	-	728,862,953	-	-	-	-
6/30/2006	W/H TAX DIV S	(9,351)	-	* [1]	-	-	728,862,953	-	-	-	-
6/30/2006	W/H TAX DIV PEP	(61,221)	-	* [1]	-	-	728,862,953	-	-	-	-
6/30/2006	FIDELITY SPARTAN U S TREASURY MONEY MARKET	(72)	-	* [1]	-	-	728,862,953	-	-	-	-
7/3/2006	W/H TAX DIV CVX	(147,346)	-	* [1]	-	-	728,862,953	-	-	-	-
7/3/2006	W/H TAX DIV AIG	(49,304)	-	* [1]	-	-	728,862,953	-	-	-	-
7/3/2006	W/H TAX DIV MRK	(103,369)	-	* [1]	-	-	728,862,953	-	-	-	-
7/3/2006	W/H TAX DIV KO	(55,761)	-	* [1]	-	-	728,862,953	-	-	-	-
7/5/2006	W/H TAX DIV HPQ	(28,773)	-	* [1]	-	-	728,862,953	-	-	-	-
7/7/2006	W/H TAX DIV SLB	(19,829)	-	(19,829)	-	-	728,843,124	-	-	-	-
7/10/2006	W/H TAX DIV MO	(143,900)	-	* [1]	-	-	728,843,124	-	-	-	-
7/14/2006	FIDELITY SPARTAN U S TREASURY MONEY MARKET	(31)	-	* [1]	-	-	728,843,124	-	-	-	-
7/21/2006	FIDELITY SPARTAN U S TREASURY MONEY MARKET	(0)	-	* [1]	-	-	728,843,124	-	-	-	-
7/31/2006	FIDELITY SPARTAN U S TREASURY MONEY MARKET	(34)	-	* [1]	-	-	728,843,124	-	-	-	-
7/31/2006	W/H TAX DIV MS	(14,999)	-	* [1]	-	-	728,843,124	-	-	-	-
8/7/2006	CXL W/H TAX DIV SLB	19,829	-	19,829	-	-	728,862,953	-	-	-	-
8/15/2006	W/H TAX DIV ABT	(23,216)	-	* [1]	-	-	728,862,953	-	-	-	-
8/15/2006	W/H TAX DIV PG	(87,949)	-	* [1]	-	-	728,862,953	-	-	-	-
8/17/2006	FIDELITY SPARTAN U S TREASURY MONEY MARKET	(16)	-	* [1]	-	-	728,862,953	-	-	-	-
8/21/2006	W/H TAX DIV CAT	(9,722)	-	* [1]	-	-	728,862,953	-	-	-	-
8/21/2006	W/H TAX DIV TXN	(4,002)	-	* [1]	-	-	728,862,953	-	-	-	-
8/23/2006	W/H TAX DIV MER	(19,169)	-	* [1]	-	-	728,862,953	-	-	-	-
8/24/2006	W/H TAX DIV GS	(13,418)	-	* [1]	-	-	728,862,953	-	-	-	-
8/25/2006	W/H TAX DIV C	(208,913)	-	* [1]	-	-	728,862,953	-	-	-	-
9/1/2006	W/H TAX DIV BA	(20,703)	-	* [1]	-	-	728,862,953	-	-	-	-
9/1/2006	W/H TAX DIV WFC	(81,584)	-	* [1]	-	-	728,862,953	-	-	-	-
9/1/2006	W/H TAX DIV INTC	(50,144)	-	* [1]	-	-	728,862,953	-	-	-	-
9/1/2006	FIDELITY SPARTAN U S TREASURY MONEY MARKET	(17)	-	* [1]	-	-	728,862,953	-	-	-	-
9/5/2006	W/H TAX DIV PFE	(151,282)	-	* [1]	-	-	728,862,953	-	-	-	-
9/5/2006	W/H TAX DIV WMT	(35,962)	-	* [1]	-	-	728,862,953	-	-	-	-
9/6/2006	W/H TAX DIV UPS	(34,965)	-	* [1]	-	-	728,862,953	-	-	-	-
9/11/2006	W/H TAX DIV UTX	(22,351)	-	* [1]	-	-	728,862,953	-	-	-	-
9/11/2006	W/H TAX DIV CVX	(99,680)	-	* [1]	-	-	728,862,953	-	-	-	-
9/11/2006	W/H TAX DIV XOM	(165,368)	-	* [1]	-	-	728,862,953	-	-	-	-
9/11/2006	W/H TAX DIV IBM	(39,105)	-	* [1]	-	-	728,862,953	-	-	-	-
9/12/2006	W/H TAX DIV JNJ	(94,888)	-	* [1]	-	-	728,862,953	-	-	-	-
9/12/2006	W/H TAX DIV MMM	(28,217)	-	* [1]	-	-	728,862,953	-	-	-	-
9/14/2006	W/H TAX DIV MSFT	(68,046)	-	* [1]	-	-	728,862,953	-	-	-	-
9/15/2006	W/H TAX DIV AIG	(36,690)	-	* [1]	-	-	728,862,953	-	-	-	-
9/15/2006	FIDELITY SPARTAN U S TREASURY MONEY MARKET	(1)	-	* [1]	-	-	728,862,953	-	-	-	-
9/15/2006	W/H TAX DIV TWX	(20,497)	-	* [1]	-	-	728,862,953	-	-	-	-
9/21/2006	W/H TAX DIV HD	(26,454)	-	* [1]	-	-	728,862,953	-	-	-	-
9/22/2006	W/H TAX DIV BAC	(218,990)	-	* [1]	-	-	728,862,953	-	-	-	-
9/27/2006	FIDELITY SPARTAN U S TREASURY MONEY MARKET	(12)	-	* [1]	-	-	728,862,953	-	-	-	-
9/29/2006	W/H TAX DIV S	(6,442)	-	* [1]	-	-	728,862,953	-	-	-	-
9/29/2006	W/H TAX DIV PEP	(42,317)	-	* [1]	-	-	728,862,953	-	-	-	-
10/2/2006	W/H TAX DIV MRK	(69,929)	-	* [1]	-	-	728,862,953	-	-	-	-



Column 1	Column 2	Column 3	Column 4	Column 5	Column 6	Column 7	Column 8	Column 9	Column 10	Column 11	Column 12
Date	Transaction Description	Transaction Amount Reported in Customer Statement	Cash Deposits	Cash Withdrawals	Transfers of Principal In	Transfers of Principal Out	Balance of Principal	90-Day Preferential Transfers	2-Year Cash Withdrawals	6-Year Cash Withdrawals	Full History Cash Withdrawals
10/2/2006	W/H TAX DIV KO	(54,671)	-	* (1)	-	-	728,862,953	-	-	-	-
10/4/2006	W/H TAX DIV HPQ	(19,016)	-	* (1)	-	-	728,862,953	-	-	-	-
10/10/2006	W/H TAX DIV MO	(154,280)	-	* (1)	-	-	728,862,953	-	-	-	-
10/17/2006	FIDELITY SPARTAN U S TREASURY MONEY MARKET	(13)	-	* (1)	-	-	728,862,953	-	-	-	-
10/25/2006	W/H TAX DIV GE	(223,521)	-	* (1)	-	-	728,862,953	-	-	-	-
10/26/2006	FIDELITY SPARTAN U S TREASURY MONEY MARKET	(6)	-	* (1)	-	-	728,862,953	-	-	-	-
10/27/2006	FIDELITY SPARTAN U S TREASURY MONEY MARKET	(1)	-	* (1)	-	-	728,862,953	-	-	-	-
10/30/2006	FIDELITY SPARTAN U S TREASURY MONEY MARKET	(1)	-	* (1)	-	-	728,862,953	-	-	-	-
10/31/2006	FIDELITY SPARTAN U S TREASURY MONEY MARKET	(1)	-	* (1)	-	-	728,862,953	-	-	-	-
11/20/2006	W/H TAX DIV TXN	(7,400)	-	* (1)	-	-	728,862,953	-	-	-	-
11/20/2006	FIDELITY SPARTAN U S TREASURY MONEY MARKET	(13)	-	* (1)	-	-	728,862,953	-	-	-	-
11/22/2006	W/H TAX DIV C	(282,603)	-	* (1)	-	-	728,862,953	-	-	-	-
11/22/2006	W/H TAX DIV MER	(27,205)	-	* (1)	-	-	728,862,953	-	-	-	-
11/27/2006	FIDELITY SPARTAN U S TREASURY MONEY MARKET	(3)	-	* (1)	-	-	728,862,953	-	-	-	-
11/30/2006	FIDELITY SPARTAN U S TREASURY MONEY MARKET	(2)	-	* (1)	-	-	728,862,953	-	-	-	-
1/2/2007	W/H TAX DIV WMT	(49,163)	-	* (1)	-	-	728,862,953	-	-	-	-
1/2/2007	W/H TAX DIV MRK	(97,557)	-	* (1)	-	-	728,862,953	-	-	-	-
1/2/2007	W/H TAX DIV PEP	(59,486)	-	* (1)	-	-	728,862,953	-	-	-	-
1/3/2007	W/H TAX DIV WFC	(110,631)	-	* (1)	-	-	728,862,953	-	-	-	-
1/3/2007	W/H TAX DIV CVX	(135,806)	-	* (1)	-	-	728,862,953	-	-	-	-
1/3/2007	W/H TAX DIV TGT	(11,752)	-	* (1)	-	-	728,862,953	-	-	-	-
1/3/2007	W/H TAX DIV WB	(129,473)	-	* (1)	-	-	728,862,953	-	-	-	-
1/3/2007	W/H TAX DIV KO	(75,129)	-	* (1)	-	-	728,862,953	-	-	-	-
1/3/2007	W/H TAX DIV XOM	(223,937)	-	* (1)	-	-	728,862,953	-	-	-	-
1/3/2007	W/H TAX DIV MSFT	(101,538)	-	* (1)	-	-	728,862,953	-	-	-	-
1/3/2007	W/H TAX DIV EXC	(30,469)	-	* (1)	-	-	728,862,953	-	-	-	-
1/3/2007	W/H TAX DIV TWX	(26,659)	-	* (1)	-	-	728,862,953	-	-	-	-
1/3/2007	W/H TAX DIV IBM	(53,241)	-	* (1)	-	-	728,862,953	-	-	-	-
1/3/2007	W/H TAX DIV PFE	(207,263)	-	* (1)	-	-	728,862,953	-	-	-	-
1/3/2007	W/H TAX DIV AIG	(50,894)	-	* (1)	-	-	728,862,953	-	-	-	-
1/3/2007	FIDELITY SPARTAN U S TREASURY MONEY MARKET	(30)	-	* (1)	-	-	728,862,953	-	-	-	-
1/3/2007	W/H TAX DIV HPQ	(26,140)	-	* (1)	-	-	728,862,953	-	-	-	-
1/3/2007	W/H TAX DIV BAC	(302,204)	-	* (1)	-	-	728,862,953	-	-	-	-
1/3/2007	FIDELITY SPARTAN U S TREASURY MONEY MARKET	(1)	-	* (1)	-	-	728,862,953	-	-	-	-
1/3/2007	W/H TAX DIV S	(8,813)	-	* (1)	-	-	728,862,953	-	-	-	-
1/3/2007	W/H TAX DIV BA	(29,381)	-	* (1)	-	-	728,862,953	-	-	-	-
1/3/2007	W/H TAX DIV MCD	(141,465)	-	* (1)	-	-	728,862,953	-	-	-	-
1/3/2007	W/H TAX DIV HD	(54,529)	-	* (1)	-	-	728,862,953	-	-	-	-
1/3/2007	W/H TAX DIV INTC	(67,804)	-	* (1)	-	-	728,862,953	-	-	-	-
1/3/2007	W/H TAX DIV JNJ	(130,583)	-	* (1)	-	-	728,862,953	-	-	-	-
1/3/2007	W/H TAX DIV UTX	(31,721)	-	* (1)	-	-	728,862,953	-	-	-	-
1/3/2007	W/H TAX DIV MMM	(40,045)	-	* (1)	-	-	728,862,953	-	-	-	-
1/4/2007	W/H TAX DIV UPS	(49,621)	-	* (1)	-	-	728,862,953	-	-	-	-
1/10/2007	W/H TAX DIV MO	(58,579)	-	* (1)	-	-	728,862,953	-	-	-	-
1/12/2007	W/H TAX DIV DIS	(77,387)	-	* (1)	-	-	728,862,953	-	-	-	-
1/25/2007	W/H TAX DIV GE	(199,125)	-	* (1)	-	-	728,862,953	-	-	-	-
1/29/2007	FIDELITY SPARTAN U S TREASURY MONEY MARKET	(45)	-	* (1)	-	-	728,862,953	-	-	-	-
1/31/2007	FIDELITY SPARTAN U S TREASURY MONEY MARKET	(0)	-	* (1)	-	-	728,862,953	-	-	-	-
2/6/2007	FIDELITY SPARTAN U S TREASURY MONEY MARKET	(3)	-	* (1)	-	-	728,862,953	-	-	-	-
2/13/2007	FIDELITY SPARTAN U S TREASURY MONEY MARKET	(8)	-	* (1)	-	-	728,862,953	-	-	-	-
2/16/2007	FIDELITY SPARTAN U S TREASURY MONEY MARKET	(3)	-	* (1)	-	-	728,862,953	-	-	-	-
2/20/2007	FIDELITY SPARTAN U S TREASURY MONEY MARKET	(5)	-	* (1)	-	-	728,862,953	-	-	-	-
2/22/2007	FIDELITY SPARTAN U S TREASURY MONEY MARKET	(1)	-	* (1)	-	-	728,862,953	-	-	-	-
2/23/2007	FIDELITY SPARTAN U S TREASURY MONEY MARKET	(1)	-	* (1)	-	-	728,862,953	-	-	-	-
2/28/2007	FIDELITY SPARTAN U S TREASURY MONEY MARKET	(7)	-	* (1)	-	-	728,862,953	-	-	-	-
3/1/2007	W/H TAX DIV COP	(43,144)	-	* (1)	-	-	728,862,953	-	-	-	-
3/6/2007	W/H TAX DIV UPS	(28,597)	-	* (1)	-	-	728,862,953	-	-	-	-

Column 1	Column 2	Column 3	Column 4	Column 5	Column 6	Column 7	Column 8	Column 9	Column 10	Column 11	Column 12
Date	Transaction Description	Transaction Amount Reported in Customer Statement	Cash Deposits	Cash Withdrawals	Transfers of Principal In	Transfers of Principal Out	Balance of Principal	90-Day Preferential Transfers	2-Year Cash Withdrawals	6-Year Cash Withdrawals	Full History Cash Withdrawals
3/9/2007	FIDELITY SPARTAN U S TREASURY MONEY MARKET	(13)	-	* (1)	-	-	728,862,953	-	-	-	-
3/12/2007	W/H TAX DIV UTX	(9,833)	-	* (1)	-	-	728,862,953	-	-	-	-
3/12/2007	W/H TAX DIV TGT	(6,685)	-	* (1)	-	-	728,862,953	-	-	-	-
3/12/2007	W/H TAX DIV CVX	(40,343)	-	* (1)	-	-	728,862,953	-	-	-	-
3/12/2007	W/H TAX DIV MMM	(35,407)	-	* (1)	-	-	728,862,953	-	-	-	-
3/13/2007	W/H TAX DIV JNJ	(107,188)	-	* (1)	-	-	728,862,953	-	-	-	-
3/15/2007	W/H TAX DIV WB	(103,270)	-	* (1)	-	-	728,862,953	-	-	-	-
3/15/2007	W/H TAX DIV TWX	(21,299)	-	* (1)	-	-	728,862,953	-	-	-	-
3/16/2007	W/H TAX DIV AIG	(41,077)	-	* (1)	-	-	728,862,953	-	-	-	-
3/20/2007	FIDELITY SPARTAN U S TREASURY MONEY MARKET	(27)	-	* (1)	-	-	728,862,953	-	-	-	-
3/22/2007	W/H TAX DIV HD	(45,641)	-	* (1)	-	-	728,862,953	-	-	-	-
3/23/2007	W/H TAX DIV BAC	(242,684)	-	* (1)	-	-	728,862,953	-	-	-	-
3/28/2007	FIDELITY SPARTAN U S TREASURY MONEY MARKET	(17)	-	* (1)	-	-	728,862,953	-	-	-	-
3/30/2007	W/H TAX DIV PEP	(55,773)	-	* (1)	-	-	728,862,953	-	-	-	-
3/30/2007	W/H TAX DIV S	(8,169)	-	* (1)	-	-	728,862,953	-	-	-	-
3/30/2007	FIDELITY SPARTAN U S TREASURY MONEY MARKET	(5)	-	* (1)	-	-	728,862,953	-	-	-	-
4/2/2007	W/H TAX DIV MRK	(95,580)	-	* (1)	-	-	728,862,953	-	-	-	-
4/2/2007	W/H TAX DIV WMT	(61,887)	-	* (1)	-	-	728,862,953	-	-	-	-
4/2/2007	W/H TAX DIV KO	(80,070)	-	* (1)	-	-	728,862,953	-	-	-	-
4/4/2007	W/H TAX DIV HPQ	(25,371)	-	* (1)	-	-	728,862,953	-	-	-	-
4/10/2007	W/H TAX DIV MO	(206,907)	-	* (1)	-	-	728,862,953	-	-	-	-
4/19/2007	FIDELITY SPARTAN U S TREASURY MONEY MARKET	(27)	-	* (1)	-	-	728,862,953	-	-	-	-
4/20/2007	FIDELITY SPARTAN U S TREASURY MONEY MARKET	(0)	-	* (1)	-	-	728,862,953	-	-	-	-
4/25/2007	W/H TAX DIV GE	(281,410)	-	* (1)	-	-	728,862,953	-	-	-	-
4/30/2007	FIDELITY SPARTAN U S TREASURY MONEY MARKET	(15)	-	* (1)	-	-	728,862,953	-	-	-	-
5/4/2007	W/H TAX DIV CVS	(7,393)	-	* (1)	-	-	728,862,953	-	-	-	-
5/15/2007	W/H TAX DIV PG	(130,987)	-	* (1)	-	-	728,862,953	-	-	-	-
5/21/2007	FIDELITY SPARTAN U S TREASURY MONEY MARKET	(19)	-	* (1)	-	-	728,862,953	-	-	-	-
5/23/2007	W/H TAX DIV MER	(34,673)	-	* (1)	-	-	728,862,953	-	-	-	-
5/24/2007	W/H TAX DIV GS	(10,147)	-	* (1)	-	-	728,862,953	-	-	-	-
5/25/2007	W/H TAX DIV C	(309,085)	-	* (1)	-	-	728,862,953	-	-	-	-
5/31/2007	FIDELITY SPARTAN U S TREASURY MONEY MARKET	(0)	-	* (1)	-	-	728,862,953	-	-	-	-
6/1/2007	W/H TAX DIV WFC	(110,954)	-	* (1)	-	-	728,862,953	-	-	-	-
6/1/2007	W/H TAX DIV COP	(79,692)	-	* (1)	-	-	728,862,953	-	-	-	-
6/1/2007	W/H TAX DIV BA	(32,006)	-	* (1)	-	-	728,862,953	-	-	-	-
6/1/2007	W/H TAX DIV INTC	(76,776)	-	* (1)	-	-	728,862,953	-	-	-	-
6/4/2007	W/H TAX DIV WMT	(62,962)	-	* (1)	-	-	728,862,953	-	-	-	-
6/5/2007	W/H TAX DIV PFE	(242,601)	-	* (1)	-	-	728,862,953	-	-	-	-
6/5/2007	W/H TAX DIV UPS	(50,854)	-	* (1)	-	-	728,862,953	-	-	-	-
6/6/2007	W/H TAX DIV TYC	(23,454)	-	(23,454)	-	-	728,839,499	-	-	-	-
6/11/2007	W/H TAX DIV CVX	(146,837)	-	* (1)	-	-	728,839,499	-	-	-	-
6/11/2007	W/H TAX DIV XOM	(233,690)	-	* (1)	-	-	728,839,499	-	-	-	-
6/11/2007	W/H TAX DIV UTX	(32,086)	-	* (1)	-	-	728,839,499	-	-	-	-
6/11/2007	W/H TAX DIV IBM	(70,447)	-	* (1)	-	-	728,839,499	-	-	-	-
6/12/2007	W/H TAX DIV JNJ	(140,203)	-	* (1)	-	-	728,839,499	-	-	-	-
6/12/2007	W/H TAX DIV MMM	(42,268)	-	* (1)	-	-	728,839,499	-	-	-	-
6/14/2007	W/H TAX DIV MSFT	(101,992)	-	* (1)	-	-	728,839,499	-	-	-	-
6/15/2007	FIDELITY SPARTAN U S TREASURY MONEY MARKET	(14)	-	* (1)	-	-	728,839,499	-	-	-	-
6/15/2007	W/H TAX DIV TWX	(25,008)	-	* (1)	-	-	728,839,499	-	-	-	-
6/15/2007	W/H TAX DIV WB	(123,282)	-	* (1)	-	-	728,839,499	-	-	-	-
6/15/2007	W/H TAX DIV AIG	(50,854)	-	* (1)	-	-	728,839,499	-	-	-	-
6/21/2007	W/H TAX DIV HD	(54,486)	-	* (1)	-	-	728,839,499	-	-	-	-
6/22/2007	W/H TAX DIV BAC	(295,876)	-	* (1)	-	-	728,839,499	-	-	-	-
6/29/2007	FIDELITY SPARTAN U S TREASURY MONEY MARKET	(10)	-	* (1)	-	-	728,839,499	-	-	-	-
6/29/2007	W/H TAX DIV S	(8,531)	-	* (1)	-	-	728,839,499	-	-	-	-
6/29/2007	W/H TAX DIV PEP	(72,889)	-	* (1)	-	-	728,839,499	-	-	-	-
7/2/2007	W/H TAX DIV KO	(79,904)	-	* (1)	-	-	728,839,499	-	-	-	-

Column 1	Column 2	Column 3	Column 4	Column 5	Column 6	Column 7	Column 8	Column 9	Column 10	Column 11	Column 12
Date	Transaction Description	Transaction Amount Reported in Customer Statement	Cash Deposits	Cash Withdrawals	Transfers of Principal In	Transfers of Principal Out	Balance of Principal	90-Day Preferential Transfers	2-Year Cash Withdrawals	6-Year Cash Withdrawals	Full History Cash Withdrawals
7/2/2007	W/H TAX DIV MRK	(96,204)	-	* (1)	-	-	728,839,499	-	-	-	-
7/5/2007	W/H TAX DIV HPQ	(25,537)	-	* (1)	-	-	728,839,499	-	-	-	-
7/10/2007	W/H TAX DIV MO	(169,428)	-	* (1)	-	-	728,839,499	-	-	-	-
7/17/2007	CXL W/H TAX DIV TYC	23,454	-		23,454	-	728,862,953	-	-	-	-
7/17/2007	FIDELITY SPARTAN U S TREASURY MONEY MARKET	(9)	-	* (1)	-	-	728,862,953	-	-	-	-
8/6/2007	FIDELITY SPARTAN U S TREASURY MONEY MARKET	(20)	-	* (1)	-	-	728,862,953	-	-	-	-
8/24/2007	W/H TAX DIV C	(127,897)	-	* (1)	-	-	728,862,953	-	-	-	-
9/4/2007	W/H TAX DIV WMT	(25,562)	-	* (1)	-	-	728,862,953	-	-	-	-
9/4/2007	W/H TAX DIV INTC	(31,673)	-	* (1)	-	-	728,862,953	-	-	-	-
9/4/2007	W/H TAX DIV WFC	(49,872)	-	* (1)	-	-	728,862,953	-	-	-	-
9/5/2007	W/H TAX DIV PFE	(98,492)	-	* (1)	-	-	728,862,953	-	-	-	-
9/7/2007	W/H TAX DIV BA	(12,513)	-	* (1)	-	-	728,862,953	-	-	-	-
9/10/2007	W/H TAX DIV UTX	(15,730)	-	* (1)	-	-	728,862,953	-	-	-	-
9/10/2007	W/H TAX DIV IBM	(26,813)	-	* (1)	-	-	728,862,953	-	-	-	-
9/10/2007	W/H TAX DIV CVX	(59,614)	-	* (1)	-	-	728,862,953	-	-	-	-
9/10/2007	W/H TAX DIV XOM	(95,409)	-	* (1)	-	-	728,862,953	-	-	-	-
9/13/2007	W/H TAX DIV MSFT	(40,666)	-	* (1)	-	-	728,862,953	-	-	-	-
9/14/2007	FIDELITY SPARTAN U S TREASURY MONEY MARKET	(21)	-	* (1)	-	-	728,862,953	-	-	-	-
9/18/2007	FIDELITY SPARTAN U S TREASURY MONEY MARKET	(2)	-	* (1)	-	-	728,862,953	-	-	-	-
9/26/2007	FIDELITY SPARTAN U S TREASURY MONEY MARKET	(16)	-	* (1)	-	-	728,862,953	-	-	-	-
10/1/2007	W/H TAX DIV KO	(30,374)	-	* (1)	-	-	728,862,953	-	-	-	-
10/10/2007	W/H TAX DIV MO	(70,191)	-	* (1)	-	-	728,862,953	-	-	-	-
10/25/2007	W/H TAX DIV GE	(185,364)	-	* (1)	-	-	728,862,953	-	-	-	-
10/31/2007	FIDELITY SPARTAN U S TREASURY MONEY MARKET	(41)	-	* (1)	-	-	728,862,953	-	-	-	-
11/7/2007	FIDELITY SPARTAN U S TREASURY MONEY MARKET	(6)	-	* (1)	-	-	728,862,953	-	-	-	-
11/13/2007	FIDELITY SPARTAN U S TREASURY MONEY MARKET	(16)	-	* (1)	-	-	728,862,953	-	-	-	-
11/15/2007	FIDELITY SPARTAN U S TREASURY MONEY MARKET	(6)	-	* (1)	-	-	728,862,953	-	-	-	-
11/21/2007	W/H TAX DIV MER	(9,917)	-	* (1)	-	-	728,862,953	-	-	-	-
11/21/2007	W/H TAX DIV C	(84,155)	-	* (1)	-	-	728,862,953	-	-	-	-
11/21/2007	FIDELITY SPARTAN U S TREASURY MONEY MARKET	(1)	-	* (1)	-	-	728,862,953	-	-	-	-
11/30/2007	FIDELITY SPARTAN U S TREASURY MONEY MARKET	(8)	-	* (1)	-	-	728,862,953	-	-	-	-
12/3/2007	W/H TAX DIV MCD	(82,058)	-	* (1)	-	-	728,862,953	-	-	-	-
12/3/2007	W/H TAX DIV COP	(20,911)	-	* (1)	-	-	728,862,953	-	-	-	-
12/10/2007	W/H TAX DIV CVX	(56,136)	-	* (1)	-	-	728,862,953	-	-	-	-
12/10/2007	W/H TAX DIV EXC	(12,961)	-	* (1)	-	-	728,862,953	-	-	-	-
12/10/2007	W/H TAX DIV UTX	(14,813)	-	* (1)	-	-	728,862,953	-	-	-	-
12/11/2007	FIDELITY SPARTAN U S TREASURY MONEY MARKET	(11)	-	* (1)	-	-	728,862,953	-	-	-	-
12/11/2007	W/H TAX DIV JNJ	(106,156)	-	* (1)	-	-	728,862,953	-	-	-	-
12/12/2007	W/H TAX DIV MMM	(31,686)	-	* (1)	-	-	728,862,953	-	-	-	-
12/13/2007	W/H TAX DIV MSFT	(40,734)	-	* (1)	-	-	728,862,953	-	-	-	-
12/20/2007	FIDELITY SPARTAN U S TREASURY MONEY MARKET	(4)	-	* (1)	-	-	728,862,953	-	-	-	-
12/31/2007	FIDELITY SPARTAN U S TREASURY MONEY MARKET	(20)	-	* (1)	-	-	728,862,953	-	-	-	-
1/2/2008	W/H TAX DIV HPQ	(6,141)	-	* (1)	-	-	728,862,953	-	-	-	-
1/2/2008	W/H TAX DIV WMT	(15,681)	-	* (1)	-	-	728,862,953	-	-	-	-
1/3/2008	W/H TAX DIV UPS	(19,441)	-	* (1)	-	-	728,862,953	-	-	-	-
1/28/2008	FIDELITY SPARTAN U S TREASURY MONEY MARKET	(4)	-	* (1)	-	-	728,862,953	-	-	-	-
2/20/2008	FIDELITY SPARTAN U S TREASURY MONEY MARKET	(19)	-	* (1)	-	-	728,862,953	-	-	-	-
2/22/2008	W/H TAX DIV C	(92,581)	-	* (1)	-	-	728,862,953	-	-	-	-
2/28/2008	W/H TAX DIV GS	(7,501)	-	* (1)	-	-	728,862,953	-	-	-	-
3/3/2008	W/H TAX DIV INTC	(43,036)	-	* (1)	-	-	728,862,953	-	-	-	-
3/3/2008	W/H TAX DIV COP	(42,808)	-	* (1)	-	-	728,862,953	-	-	-	-
3/3/2008	W/H TAX DIV WFC	(61,453)	-	* (1)	-	-	728,862,953	-	-	-	-
3/4/2008	W/H TAX DIV PFE	(123,441)	-	* (1)	-	-	728,862,953	-	-	-	-
3/4/2008	W/H TAX DIV UPS	(26,521)	-	* (1)	-	-	728,862,953	-	-	-	-
3/5/2008	W/H TAX DIV MER	(16,877)	-	* (1)	-	-	728,862,953	-	-	-	-
3/7/2008	W/H TAX DIV BA	(17,145)	-	* (1)	-	-	728,862,953	-	-	-	-
3/10/2008	W/H TAX DIV EXC	(18,752)	-	* (1)	-	-	728,862,953	-	-	-	-

Column 1	Column 2	Column 3	Column 4	Column 5	Column 6	Column 7	Column 8	Column 9	Column 10	Column 11	Column 12
Date	Transaction Description	Transaction Amount Reported in Customer Statement	Cash Deposits	Cash Withdrawals	Transfers of Principal In	Transfers of Principal Out	Balance of Principal	90-Day Preferential Transfers	2-Year Cash Withdrawals	6-Year Cash Withdrawals	Full History Cash Withdrawals
3/10/2008	W/H TAX DIV IBM	(32,146)	-	* [1]	-	-	728,862,953	-	-	-	-
3/10/2008	W/H TAX DIV XOM	(112,512)	-	* [1]	-	-	728,862,953	-	-	-	-
3/10/2008	W/H TAX DIV CVX	(71,472)	-	* [1]	-	-	728,862,953	-	-	-	-
3/10/2008	W/H TAX DIV UTX	(18,859)	-	* [1]	-	-	728,862,953	-	-	-	-
3/11/2008	W/H TAX DIV JNJ	(68,927)	-	* [1]	-	-	728,862,953	-	-	-	-
3/12/2008	W/H TAX DIV MMM	(21,431)	-	* [1]	-	-	728,862,953	-	-	-	-
3/13/2008	W/H TAX DIV MSFT	(51,273)	-	* [1]	-	-	728,862,953	-	-	-	-
3/17/2008	FIDELITY SPARTAN U S TREASURY MONEY MARKET	(19)	-	* [1]	-	-	728,862,953	-	-	-	-
3/17/2008	W/H TAX DIV MCD	(26,119)	-	* [1]	-	-	728,862,953	-	-	-	-
3/17/2008	W/H TAX DIV WB	(75,436)	-	* [1]	-	-	728,862,953	-	-	-	-
3/17/2008	W/H TAX DIV TWX	(13,059)	-	* [1]	-	-	728,862,953	-	-	-	-
3/19/2008	FIDELITY SPARTAN U S TREASURY MONEY MARKET	(0)	-	* [1]	-	-	728,862,953	-	-	-	-
3/24/2008	W/H TAX DIV AIG	(30,003)	-	* [1]	-	-	728,862,953	-	-	-	-
3/27/2008	W/H TAX DIV HD	(21,699)	-	* [1]	-	-	728,862,953	-	-	-	-
3/28/2008	W/H TAX DIV BAC	(164,589)	-	* [1]	-	-	728,862,953	-	-	-	-
3/31/2008	W/H TAX DIV PEP	(34,155)	-	* [1]	-	-	728,862,953	-	-	-	-
4/1/2008	W/H TAX DIV KO	(44,790)	-	* [1]	-	-	728,862,953	-	-	-	-
4/1/2008	W/H TAX DIV MRK	(48,862)	-	* [1]	-	-	728,862,953	-	-	-	-
4/2/2008	W/H TAX DIV HPQ	(12,001)	-	* [1]	-	-	728,862,953	-	-	-	-
4/4/2008	FIDELITY SPARTAN U S TREASURY MONEY MARKET	(4)	-	* [1]	-	-	728,862,953	-	-	-	-
4/4/2008	W/H TAX DIV KFT	(24,592)	-	* [1]	-	-	728,862,953	-	-	-	-
4/7/2008	W/H TAX DIV WMT	(31,811)	-	* [1]	-	-	728,862,953	-	-	-	-
4/23/2008	FIDELITY SPARTAN U S TREASURY MONEY MARKET	(7)	-	* [1]	-	-	728,862,953	-	-	-	-
4/25/2008	W/H TAX DIV GE	(181,037)	-	* [1]	-	-	728,862,953	-	-	-	-
4/25/2008	W/H TAX DIV MDT	(7,104)	-	* [1]	-	-	728,862,953	-	-	-	-
4/30/2008	W/H TAX DIV JPM	(64,786)	-	* [1]	-	-	728,862,953	-	-	-	-
4/30/2008	W/H TAX DIV MS	(14,065)	-	* [1]	-	-	728,862,953	-	-	-	-
5/1/2008	W/H TAX DIV T	(123,131)	-	* [1]	-	-	728,862,953	-	-	-	-
5/1/2008	W/H TAX DIV VZ	(63,128)	-	* [1]	-	-	728,862,953	-	-	-	-
5/2/2008	W/H TAX DIV CVS	(4,546)	-	* [1]	-	-	728,862,953	-	-	-	-
5/2/2008	W/H TAX DIV BK	(13,639)	-	* [1]	-	-	728,862,953	-	-	-	-
5/9/2008	W/H TAX DIV AXP	(10,229)	-	* [1]	-	-	728,862,953	-	-	-	-
5/15/2008	W/H TAX DIV ABT	(28,983)	-	* [1]	-	-	728,862,953	-	-	-	-
5/15/2008	W/H TAX DIV PG	(64,407)	-	* [1]	-	-	728,862,953	-	-	-	-
5/20/2008	W/H TAX DIV CAT	(11,934)	-	* [1]	-	-	728,862,953	-	-	-	-
5/23/2008	W/H TAX DIV C	(81,835)	-	* [1]	-	-	728,862,953	-	-	-	-
5/28/2008	FIDELITY SPARTAN U S TREASURY MONEY MARKET	(14)	-	* [1]	-	-	728,862,953	-	-	-	-
5/29/2008	W/H TAX DIV GS	(6,630)	-	* [1]	-	-	728,862,953	-	-	-	-
6/2/2008	W/H TAX DIV WFC	(95,433)	-	* [1]	-	-	728,862,953	-	-	-	-
6/2/2008	W/H TAX DIV WMT	(53,617)	-	* [1]	-	-	728,862,953	-	-	-	-
6/2/2008	W/H TAX DIV COP	(23,588)	-	* [1]	-	-	728,862,953	-	-	-	-
6/2/2008	W/H TAX DIV INTC	(41,770)	-	* [1]	-	-	728,862,953	-	-	-	-
6/3/2008	W/H TAX DIV UPS	(42,980)	-	* [1]	-	-	728,862,953	-	-	-	-
6/3/2008	W/H TAX DIV PFE	(205,611)	-	* [1]	-	-	728,862,953	-	-	-	-
6/6/2008	W/H TAX DIV BA	(27,785)	-	* [1]	-	-	728,862,953	-	-	-	-
6/10/2008	W/H TAX DIV EXC	(30,390)	-	* [1]	-	-	728,862,953	-	-	-	-
6/10/2008	W/H TAX DIV CVX	(129,809)	-	* [1]	-	-	728,862,953	-	-	-	-
6/10/2008	W/H TAX DIV IBM	(65,122)	-	* [1]	-	-	728,862,953	-	-	-	-
6/10/2008	W/H TAX DIV JNJ	(42,098)	-	* [1]	-	-	728,862,953	-	-	-	-
6/10/2008	W/H TAX DIV UTX	(30,564)	-	* [1]	-	-	728,862,953	-	-	-	-
6/10/2008	W/H TAX DIV XOM	(203,338)	-	* [1]	-	-	728,862,953	-	-	-	-
6/12/2008	W/H TAX DIV MSFT	(83,095)	-	* [1]	-	-	728,862,953	-	-	-	-
6/12/2008	W/H TAX DIV MMM	(34,732)	-	* [1]	-	-	728,862,953	-	-	-	-
7/18/2008	CHECK WIRE	(50,000,000)	-	(50,000,000)	-	-	678,862,953	-	(50,000,000)	(50,000,000)	(50,000,000)
7/18/2008	FIDELITY SPARTAN U S TREASURY MONEY MARKET	(25)	-	* [1]	-	-	678,862,953	-	-	-	-
7/21/2008	FIDELITY SPARTAN U S TREASURY MONEY MARKET	(0)	-	* [1]	-	-	678,862,953	-	-	-	-
7/23/2008	FIDELITY SPARTAN U S TREASURY MONEY MARKET	(0)	-	* [1]	-	-	678,862,953	-	-	-	-

Column 1	Column 2	Column 3	Column 4	Column 5	Column 6	Column 7	Column 8	Column 9	Column 10	Column 11	Column 12
Date	Transaction Description	Transaction Amount Reported in Customer Statement	Cash Deposits	Cash Withdrawals	Transfers of Principal In	Transfers of Principal Out	Balance of Principal	90-Day Preferential Transfers	2-Year Cash Withdrawals	6-Year Cash Withdrawals	Full History Cash Withdrawals
8/1/2008	W/H TAX DIV CVS	(6,593)	-	* (1)	-	-	678,862,953	-	-	-	-
8/8/2008	FIDELITY SPARTAN U S TREASURY MONEY MARKET	(2)	-	* (1)	-	-	678,862,953	-	-	-	-
8/13/2008	FIDELITY SPARTAN U S TREASURY MONEY MARKET	(0)	-	* (1)	-	-	678,862,953	-	-	-	-
8/20/2008	W/H TAX DIV CAT	(17,557)	-	* (1)	-	-	678,862,953	-	-	-	-
8/22/2008	W/H TAX DIV C	(112,748)	-	* (1)	-	-	678,862,953	-	-	-	-
8/28/2008	W/H TAX DIV GS	(8,361)	-	* (1)	-	-	678,862,953	-	-	-	-
10/2/2008	W/H TAX DIV QCOM	(7,689)	-	* (1)	-	-	678,862,953	-	-	-	-
10/2/2008	W/H TAX DIV MSFT	(83,356)	-	* (1)	-	-	678,862,953	-	-	-	-
10/2/2008	W/H TAX DIV TWX	(21,397)	-	* (1)	-	-	678,862,953	-	-	-	-
10/2/2008	W/H TAX DIV EXC	(30,245)	-	* (1)	-	-	678,862,953	-	-	-	-
10/2/2008	W/H TAX DIV WMT	(51,309)	-	* (1)	-	-	678,862,953	-	-	-	-
10/2/2008	W/H TAX DIV JNJ	(122,000)	-	* (1)	-	-	678,862,953	-	-	-	-
10/2/2008	W/H TAX DIV BAC	(268,884)	-	* (1)	-	-	678,862,953	-	-	-	-
10/2/2008	FIDELITY SPARTAN U S TREASURY MONEY MARKET	(16)	-	* (1)	-	-	678,862,953	-	-	-	-
10/2/2008	W/H TAX DIV UTX	(30,418)	-	* (1)	-	-	678,862,953	-	-	-	-
10/2/2008	W/H TAX DIV MMM	(34,566)	-	* (1)	-	-	678,862,953	-	-	-	-
10/2/2008	W/H TAX DIV INTC	(51,835)	-	* (1)	-	-	678,862,953	-	-	-	-
10/2/2008	W/H TAX DIV WFC	(62,943)	-	* (1)	-	-	678,862,953	-	-	-	-
10/2/2008	FIDELITY SPARTAN U S TREASURY MONEY MARKET	(2)	-	* (1)	-	-	678,862,953	-	-	-	-
10/2/2008	W/H TAX DIV XOM	(199,415)	-	* (1)	-	-	678,862,953	-	-	-	-
10/2/2008	W/H TAX DIV IBM	(44,789)	-	* (1)	-	-	678,862,953	-	-	-	-
10/2/2008	W/H TAX DIV PEP	(62,435)	-	* (1)	-	-	678,862,953	-	-	-	-
10/2/2008	FIDELITY SPARTAN U S TREASURY MONEY MARKET	(12)	-	* (1)	-	-	678,862,953	-	-	-	-
10/2/2008	W/H TAX DIV UPS	(42,775)	-	* (1)	-	-	678,862,953	-	-	-	-
10/2/2008	W/H TAX DIV CVX	(127,455)	-	* (1)	-	-	678,862,953	-	-	-	-
10/2/2008	W/H TAX DIV AIG	(55,720)	-	* (1)	-	-	678,862,953	-	-	-	-
10/2/2008	W/H TAX DIV BUD	(17,677)	-	* (1)	-	-	678,862,953	-	-	-	-
10/2/2008	W/H TAX DIV BA	(19,110)	-	* (1)	-	-	678,862,953	-	-	-	-
10/2/2008	W/H TAX DIV MCD	(39,888)	-	* (1)	-	-	678,862,953	-	-	-	-
10/2/2008	W/H TAX DIV COP	(47,715)	-	* (1)	-	-	678,862,953	-	-	-	-
10/2/2008	W/H TAX DIV PFE	(141,412)	-	* (1)	-	-	678,862,953	-	-	-	-
10/2/2008	W/H TAX DIV HD	(11,413)	-	* (1)	-	-	678,862,953	-	-	-	-
10/17/2008	CHECK WIRE	(50,000,000)	-	(50,000,000)	-	-	628,862,953	(50,000,000)	(50,000,000)	(50,000,000)	(50,000,000)
11/4/2008	FIDELITY SPARTAN U S TREASURY MONEY MARKET	(2)	-	* (1)	-	-	628,862,953	-	-	-	-
11/4/2008	W/H TAX DIV PM	(34,345)	-	* (1)	-	-	628,862,953	-	-	-	-
11/4/2008	W/H TAX DIV MO	(14,065)	-	* (1)	-	-	628,862,953	-	-	-	-
11/4/2008	W/H TAX DIV BAX	(13,157)	-	* (1)	-	-	628,862,953	-	-	-	-
11/4/2008	W/H TAX DIV MRK	(75,527)	-	* (1)	-	-	628,862,953	-	-	-	-
11/4/2008	W/H TAX DIV KO	(23,118)	-	* (1)	-	-	628,862,953	-	-	-	-
11/4/2008	W/H TAX DIV HPQ	(18,452)	-	* (1)	-	-	628,862,953	-	-	-	-
11/4/2008	FIDELITY SPARTAN U S TREASURY MONEY MARKET	(1)	-	* (1)	-	-	628,862,953	-	-	-	-
11/28/2008	CHECK WIRE	(50,000,000)	-	(50,000,000)	-	-	578,862,953	(50,000,000)	(50,000,000)	(50,000,000)	(50,000,000)
12/3/2008	FIDELITY SPARTAN U S TREASURY MONEY MARKET	(1)	-	* (1)	-	-	578,862,953	-	-	-	-
12/3/2008	FIDELITY SPARTAN U S TREASURY MONEY MARKET	(1)	-	* (1)	-	-	578,862,953	-	-	-	-
12/3/2008	FIDELITY SPARTAN U S TREASURY MONEY MARKET	(1)	-	* (1)	-	-	578,862,953	-	-	-	-
12/3/2008	FIDELITY SPARTAN U S TREASURY MONEY MARKET	(0)	-	* (1)	-	-	578,862,953	-	-	-	-
12/3/2008	FIDELITY SPARTAN U S TREASURY MONEY MARKET	(1)	-	* (1)	-	-	578,862,953	-	-	-	-
<b>Total:</b>			<b>\$ 979,860,000</b>	<b>\$ (398,797,047)</b>	<b>\$ 8,000,000</b>	<b>\$ (10,200,000)</b>	<b>\$ 578,862,953</b>	<b>\$ (100,000,000)</b>	<b>\$ (150,000,000)</b>	<b>\$ (360,000,000)</b>	<b>\$ (398,797,047)</b>

(1) Amounts withheld from account holders and paid by BLMIS to the IRS on behalf of customer during the six-year period prior to the filing date have been excluded from the Principal Balance calculation as those amounts have subsequently been refunded by the IRS.

Column 1	Column 2	Column 3	Column 4	Column 5	Column 6	Column 7	Column 8	Column 9	Column 10	Column 11	Column 12
Date	Transaction Description	Transaction Amount Reported in Customer Statement	Cash Deposits	Cash Withdrawals	Transfers of Principal In	Transfers of Principal Out	Balance of Principal	90-Day Preferential Transfers	2-Year Cash Withdrawals	6-Year Cash Withdrawals	Full History Cash Withdrawals
1/4/1996	CHECK WIRE	1,370,000	1,370,000	-	-	-	1,370,000	-	-	-	-
2/5/1996	CHECK WIRE	185,000	185,000	-	-	-	1,555,000	-	-	-	-
2/20/1996	W/H TAX DIV CCI	(54)	-	(54)	-	-	1,554,946	-	-	-	(54)
2/20/1996	FIDELITY CASH RESERVES SBI W/H TAX DIV FCRXX	(24)	-	(24)	-	-	1,554,922	-	-	-	(24)
3/1/1996	W/H TAX DIV COL	(4)	-	(4)	-	-	1,554,918	-	-	-	(4)
3/1/1996	W/H TAX DIV BA	(24)	-	(24)	-	-	1,554,894	-	-	-	(24)
3/1/1996	W/H TAX DIV F	(103)	-	(103)	-	-	1,554,791	-	-	-	(103)
3/1/1996	W/H TAX DIV INTC	(9)	-	(9)	-	-	1,554,782	-	-	-	(9)
3/11/1996	W/H TAX DIV MOB	(102)	-	(102)	-	-	1,554,680	-	-	-	(102)
3/11/1996	W/H TAX DIV IBM	(40)	-	(40)	-	-	1,554,640	-	-	-	(40)
3/11/1996	W/H TAX DIV AN	(87)	-	(87)	-	-	1,554,554	-	-	-	(87)
3/11/1996	W/H TAX DIV XON	(255)	-	(255)	-	-	1,554,298	-	-	-	(255)
3/11/1996	W/H TAX DIV GM	(81)	-	(81)	-	-	1,554,217	-	-	-	(81)
3/12/1996	W/H TAX DIV JNJ	(62)	-	(62)	-	-	1,554,155	-	-	-	(62)
3/12/1996	W/H TAX DIV BAC	(56)	-	(56)	-	-	1,554,099	-	-	-	(56)
3/14/1996	W/H TAX DIV DD	(79)	-	(79)	-	-	1,554,020	-	-	-	(79)
3/15/1996	W/H TAX DIV ARC	(57)	-	(57)	-	-	1,553,963	-	-	-	(57)
3/21/1996	FIDELITY CASH RESERVES SBI W/H TAX DIV FCRXX	(8)	-	(8)	-	-	1,553,955	-	-	-	(8)
3/22/1996	W/H TAX DIV AIG	(11)	-	(11)	-	-	1,553,944	-	-	-	(11)
3/29/1996	W/H TAX DIV PEP	(45)	-	(45)	-	-	1,553,899	-	-	-	(45)
4/1/1996	W/H TAX DIV KO	(90)	-	(90)	-	-	1,553,809	-	-	-	(90)
4/1/1996	W/H TAX DIV MRK	(120)	-	(120)	-	-	1,553,689	-	-	-	(120)
4/2/1996	W/H TAX DIV C	(68)	-	(68)	-	-	1,553,621	-	-	-	(68)
4/3/1996	CHECK WIRE	110,000	110,000	-	-	-	1,663,621	-	-	-	-
4/8/1996	W/H TAX DIV WMT	(35)	-	(35)	-	-	1,663,587	-	-	-	(35)
4/10/1996	W/H TAX DIV HWP	(30)	-	(30)	-	-	1,663,557	-	-	-	(30)
4/17/1996	FIDELITY CASH RESERVES SBI W/H TAX DIV FCRXX	(8)	-	(8)	-	-	1,663,548	-	-	-	(8)
4/30/1996	W/H TAX DIV DOW	(59)	-	(59)	-	-	1,663,490	-	-	-	(59)
5/1/1996	W/H TAX DIV NYN	(74)	-	(74)	-	-	1,663,416	-	-	-	(74)
5/1/1996	W/H TAX DIV BMY	(117)	-	(117)	-	-	1,663,300	-	-	-	(117)
5/1/1996	W/H TAX DIV AIT	(87)	-	(87)	-	-	1,663,213	-	-	-	(87)
5/1/1996	W/H TAX DIV T	(157)	-	(157)	-	-	1,663,056	-	-	-	(157)
5/1/1996	W/H TAX DIV BEL	(95)	-	(95)	-	-	1,662,960	-	-	-	(95)
5/2/1996	W/H TAX DIV PNU	(42)	-	(42)	-	-	1,662,918	-	-	-	(42)
5/10/1996	W/H TAX DIV AXP	(33)	-	(33)	-	-	1,662,885	-	-	-	(33)
5/14/1996	FIDELITY CASH RESERVES SBI W/H TAX DIV FCRXX	(17)	-	(17)	-	-	1,662,868	-	-	-	(17)
5/17/1996	W/H TAX DIV CCI	(71)	-	(71)	-	-	1,662,797	-	-	-	(71)
5/17/1996	W/H TAX DIV DIS	(17)	-	(17)	-	-	1,662,779	-	-	-	(17)
5/21/1996	W/H TAX DIV AIG	(13)	-	(13)	-	-	1,662,767	-	-	-	-
6/3/1996	AMERICAN INTL GROUP INC CXL W/H TAX 5/07/96 AIG	13	-	13	-	-	1,662,779	-	-	-	-
6/3/1996	W/H TAX DIV COL	(4)	-	(4)	-	-	1,662,775	-	-	-	(4)
6/3/1996	W/H TAX DIV F	(121)	-	(121)	-	-	1,662,654	-	-	-	(121)
6/3/1996	W/H TAX DIV INTC	(11)	-	(11)	-	-	1,662,644	-	-	-	(11)
6/5/1996	CHECK WIRE	1,630,000	1,630,000	-	-	-	3,292,644	-	-	-	-
6/7/1996	W/H TAX DIV BA	(29)	-	(29)	-	-	3,292,614	-	-	-	(29)
6/10/1996	W/H TAX DIV AN	(104)	-	(104)	-	-	3,292,511	-	-	-	(104)
6/10/1996	W/H TAX DIV IBM	(67)	-	(67)	-	-	3,292,443	-	-	-	(67)
6/10/1996	W/H TAX DIV MOB	(126)	-	(126)	-	-	3,292,317	-	-	-	(126)
6/11/1996	W/H TAX DIV JNJ	(80)	-	(80)	-	-	3,292,237	-	-	-	(80)
6/12/1996	W/H TAX DIV BAC	(61)	-	(61)	-	-	3,292,176	-	-	-	(61)
6/12/1996	W/H TAX DIV MMM	(57)	-	(57)	-	-	3,292,119	-	-	-	(57)
6/14/1996	W/H TAX DIV MCD	(16)	-	(16)	-	-	3,292,103	-	-	-	(16)
6/21/1996	W/H TAX DIV AIG	(12)	-	(12)	-	-	3,292,091	-	-	-	(12)
6/25/1996	FIDELITY CASH RESERVES SBI W/H TAX DIV FCRXX	(55)	-	(55)	-	-	3,292,036	-	-	-	(55)
6/28/1996	W/H TAX DIV PEP	(56)	-	(56)	-	-	3,291,980	-	-	-	(56)
7/1/1996	W/H TAX DIV MRK	(129)	-	(129)	-	-	3,291,851	-	-	-	(129)
7/1/1996	W/H TAX DIV WMT	(37)	-	(37)	-	-	3,291,814	-	-	-	(37)
7/1/1996	W/H TAX DIV KO	(99)	-	(99)	-	-	3,291,715	-	-	-	(99)
7/3/1996	CHECK WIRE	795,000	795,000	-	-	-	4,086,715	-	-	-	-
7/5/1996	W/H TAX DIV SLB	(27)	-	(27)	-	-	4,086,687	-	-	-	(27)
7/10/1996	W/H TAX DIV HWP	(39)	-	(39)	-	-	4,086,648	-	-	-	(39)
7/15/1996	W/H TAX DIV C	(79)	-	(79)	-	-	4,086,569	-	-	-	(79)
7/22/1996	FIDELITY CASH RESERVES SBI W/H TAX DIV FCRXX	(31)	-	(31)	-	-	4,086,538	-	-	-	(31)
7/25/1996	W/H TAX DIV GE	(464)	-	(464)	-	-	4,086,074	-	-	-	(464)
7/30/1996	W/H TAX DIV DOW	(55)	-	(55)	-	-	4,086,019	-	-	-	(55)
8/1/1996	W/H TAX DIV EK	(42)	-	(42)	-	-	4,085,977	-	-	-	(42)
8/1/1996	W/H TAX DIV BMY	(227)	-	(227)	-	-	4,085,751	-	-	-	(227)
8/1/1996	W/H TAX DIV AIT	(173)	-	(173)	-	-	4,085,578	-	-	-	(173)
8/1/1996	W/H TAX DIV BEL	(189)	-	(189)	-	-	4,085,389	-	-	-	(189)
8/1/1996	W/H TAX DIV T	(320)	-	(320)	-	-	4,085,069	-	-	-	(320)

Column 1	Column 2	Column 3	Column 4	Column 5	Column 6	Column 7	Column 8	Column 9	Column 10	Column 11	Column 12
Date	Transaction Description	Transaction Amount Reported in Customer Statement	Cash Deposits	Cash Withdrawals	Transfers of Principal In	Transfers of Principal Out	Balance of Principal	90-Day Preferential Transfers	2-Year Cash Withdrawals	6-Year Cash Withdrawals	Full History Cash Withdrawals
8/1/1996	W/H TAX DIV NYN	(155)	-	(155)	-	-	4,084,914	-	-	-	(155)
8/1/1996	W/H TAX DIV PNU	(84)	-	(84)	-	-	4,084,831	-	-	-	(84)
8/6/1996	CHECK WIRE	540,000	540,000	-	-	-	4,624,831	-	-	-	-
8/9/1996	W/H TAX DIV AXP	(66)	-	(66)	-	-	4,624,765	-	-	-	(66)
8/16/1996	W/H TAX DIV DIS	(45)	-	(45)	-	-	4,624,720	-	-	-	(45)
8/19/1996	FIDELITY CASH RESERVES SBI W/H TAX DIV FCRXX	(27)	-	(27)	-	-	4,624,693	-	-	-	(27)
8/19/1996	W/H TAX DIV CCI	(178)	-	(178)	-	-	4,624,515	-	-	-	(178)
9/3/1996	W/H TAX DIV COL	(11)	-	(11)	-	-	4,624,504	-	-	-	(11)
9/3/1996	W/H TAX DIV F	(368)	-	(368)	-	-	4,624,136	-	-	-	(368)
9/3/1996	W/H TAX DIV INTC	(34)	-	(34)	-	-	4,624,102	-	-	-	(34)
9/6/1996	W/H TAX DIV BA	(79)	-	(79)	-	-	4,624,023	-	-	-	(79)
9/10/1996	W/H TAX DIV JNJ	(210)	-	(210)	-	-	4,623,813	-	-	-	(210)
9/10/1996	W/H TAX DIV MOB	(325)	-	(325)	-	-	4,623,488	-	-	-	(325)
9/10/1996	W/H TAX DIV GM	(250)	-	(250)	-	-	4,623,238	-	-	-	(250)
9/10/1996	W/H TAX DIV AN	(262)	-	(262)	-	-	4,622,976	-	-	-	(262)
9/10/1996	W/H TAX DIV IBM	(159)	-	(159)	-	-	4,622,817	-	-	-	(159)
9/10/1996	W/H TAX DIV XON	(806)	-	(806)	-	-	4,622,011	-	-	-	(806)
9/12/1996	FIDELITY CASH RESERVES SBI W/H TAX DIV FCRXX	(2)	-	(2)	-	-	4,622,009	-	-	-	(2)
9/12/1996	W/H TAX DIV BAC	(164)	-	(164)	-	-	4,621,845	-	-	-	(164)
9/12/1996	W/H TAX DIV DD	(267)	-	(267)	-	-	4,621,578	-	-	-	(267)
9/13/1996	CHECK WIRE	150,000	150,000	-	-	-	4,771,578	-	-	-	-
9/13/1996	W/H TAX DIV ARC	(45)	-	(45)	-	-	4,771,533	-	-	-	(45)
9/13/1996	W/H TAX DIV MCD	(48)	-	(48)	-	-	4,771,485	-	-	-	(48)
9/20/1996	W/H TAX DIV AIG	(43)	-	(43)	-	-	4,771,442	-	-	-	(43)
9/27/1996	W/H TAX DIV PEP	(168)	-	(168)	-	-	4,771,274	-	-	-	(168)
10/1/1996	W/H TAX DIV MRK	(462)	-	(462)	-	-	4,770,812	-	-	-	(462)
10/1/1996	W/H TAX DIV KO	(293)	-	(293)	-	-	4,770,519	-	-	-	(293)
10/1/1996	W/H TAX DIV EK	(128)	-	(128)	-	-	4,770,391	-	-	-	(128)
10/7/1996	W/H TAX DIV WMT	(112)	-	(112)	-	-	4,770,279	-	-	-	(112)
10/8/1996	CHECK WIRE	250,000	250,000	-	-	-	5,020,279	-	-	-	-
10/15/1996	FIDELITY CASH RESERVES SBI W/H TAX DIV FCRXX	(8)	-	(8)	-	-	5,020,270	-	-	-	(8)
11/1/1996	W/H TAX DIV T	(491)	-	(491)	-	-	5,019,779	-	-	-	(491)
11/7/1996	CHECK WIRE	1,300,000	1,300,000	-	-	-	6,319,779	-	-	-	-
11/19/1996	W/H TAX DIV CCI	(205)	-	(205)	-	-	6,319,574	-	-	-	(205)
11/19/1996	FIDELITY CASH RESERVES SBI W/H TAX DIV FCRXX	(27)	-	(27)	-	-	6,319,546	-	-	-	(27)
12/2/1996	W/H TAX DIV F	(444)	-	(444)	-	-	6,319,103	-	-	-	(444)
12/2/1996	W/H TAX DIV INTC	(43)	-	(43)	-	-	6,319,060	-	-	-	(43)
12/5/1996	CHECK WIRE	630,000	630,000	-	-	-	6,949,060	-	-	-	-
12/6/1996	W/H TAX DIV BA	(115)	-	(115)	-	-	6,948,944	-	-	-	(115)
12/10/1996	W/H TAX DIV AN	(312)	-	(312)	-	-	6,948,632	-	-	-	(312)
12/10/1996	W/H TAX DIV IBM	(176)	-	(176)	-	-	6,948,456	-	-	-	(176)
12/10/1996	W/H TAX DIV XON	(1,161)	-	(1,161)	-	-	6,947,295	-	-	-	(1,161)
12/10/1996	W/H TAX DIV GM	(360)	-	(360)	-	-	6,946,935	-	-	-	(360)
12/10/1996	W/H TAX DIV JNJ	(297)	-	(297)	-	-	6,946,637	-	-	-	(297)
12/10/1996	W/H TAX DIV MOB	(384)	-	(384)	-	-	6,946,253	-	-	-	(384)
12/12/1996	W/H TAX DIV MMM	(245)	-	(245)	-	-	6,946,009	-	-	-	(245)
12/12/1996	W/H TAX DIV BAC	(235)	-	(235)	-	-	6,945,773	-	-	-	(235)
12/12/1996	W/H TAX DIV MTC	(108)	-	(108)	-	-	6,945,666	-	-	-	(108)
12/13/1996	W/H TAX DIV MCD	(63)	-	(63)	-	-	6,945,602	-	-	-	(63)
12/16/1996	W/H TAX DIV KO	(362)	-	(362)	-	-	6,945,241	-	-	-	(362)
12/16/1996	W/H TAX DIV DD	(385)	-	(385)	-	-	6,944,855	-	-	-	(385)
12/18/1996	FIDELITY CASH RESERVES SBI W/H TAX DIV FCRXX	(31)	-	(31)	-	-	6,944,824	-	-	-	(31)
12/20/1996	W/H TAX DIV AIG	(56)	-	(56)	-	-	6,944,769	-	-	-	(56)
1/2/1997	W/H TAX DIV PEP	(212)	-	(212)	-	-	6,944,556	-	-	-	(212)
1/2/1997	W/H TAX DIV MRK	(578)	-	(578)	-	-	6,943,978	-	-	-	(578)
1/2/1997	W/H TAX DIV EK	(165)	-	(165)	-	-	6,943,813	-	-	-	(165)
1/9/1997	CHECK WIRE	11,000,000	11,000,000	-	-	-	17,943,813	-	-	-	-
1/9/1997	CANCEL WIRE	(11,000,000)	(11,000,000)	-	-	-	6,943,813	-	-	-	-
1/10/1997	FIDELITY SPARTAN U S TREASURY MONEY MARKET	(1)	-	(1)	-	-	6,943,812	-	-	-	(1)
1/14/1997	CHECK WIRE A/O 1/9/97	380,000	380,000	-	-	-	7,323,812	-	-	-	-
1/15/1997	W/H TAX DIV C	(358)	-	(358)	-	-	7,323,454	-	-	-	(358)
1/17/1997	W/H TAX DIV WMT	(142)	-	(142)	-	-	7,323,312	-	-	-	(142)
2/6/1997	CHECK WIRE	1,200,000	1,200,000	-	-	-	8,523,312	-	-	-	-
2/18/1997	FIDELITY SPARTAN U S TREASURY MONEY MARKET	(43)	-	(43)	-	-	8,523,269	-	-	-	(43)
2/20/1997	W/H TAX DIV CCI	(323)	-	(323)	-	-	8,522,946	-	-	-	(323)
3/3/1997	W/H TAX DIV INTC	(52)	-	(52)	-	-	8,522,894	-	-	-	(52)
3/3/1997	W/H TAX DIV COL	(17)	-	(17)	-	-	8,522,877	-	-	-	(17)
3/3/1997	W/H TAX DIV F	(586)	-	(586)	-	-	8,522,291	-	-	-	(586)
3/7/1997	W/H TAX DIV BA	(127)	-	(127)	-	-	8,522,164	-	-	-	(127)
3/10/1997	W/H TAX DIV XON	(1,255)	-	(1,255)	-	-	8,520,909	-	-	-	(1,255)

Column 1	Column 2	Column 3	Column 4	Column 5	Column 6	Column 7	Column 8	Column 9	Column 10	Column 11	Column 12
Date	Transaction Description	Transaction Amount Reported in Customer Statement	Cash Deposits	Cash Withdrawals	Transfers of Principal In	Transfers of Principal Out	Balance of Principal	90-Day Preferential Transfers	2-Year Cash Withdrawals	6-Year Cash Withdrawals	Full History Cash Withdrawals
3/10/1997	W/H TAX DIV AN	(454)	-	(454)	-	-	8,520,455	-	-	-	(454)
3/10/1997	W/H TAX DIV GM	(471)	-	(471)	-	-	8,519,985	-	-	-	(471)
3/10/1997	W/H TAX DIV IBM	(228)	-	(228)	-	-	8,519,757	-	-	-	(228)
3/10/1997	W/H TAX DIV MOB	(550)	-	(550)	-	-	8,519,207	-	-	-	(550)
3/11/1997	W/H TAX DIV JNJ	(369)	-	(369)	-	-	8,518,838	-	-	-	(369)
3/11/1997	FIDELITY SPARTAN U S TREASURY MONEY MARKET	(4)	-	(4)	-	-	8,518,834	-	-	-	(4)
3/12/1997	W/H TAX DIV BAC	(319)	-	(319)	-	-	8,518,515	-	-	-	(319)
3/12/1997	W/H TAX DIV MMM	(316)	-	(316)	-	-	8,518,199	-	-	-	(316)
3/14/1997	W/H TAX DIV DD	(407)	-	(407)	-	-	8,517,792	-	-	-	(407)
3/17/1997	TRANS FROM 1FN06130 (1FN061)	3,200,000	-	-	3,200,000	-	11,717,792	-	-	-	-
3/31/1997	W/H TAX DIV PEP	(227)	-	(227)	-	-	11,717,565	-	-	-	(227)
4/1/1997	W/H TAX DIV KO	(440)	-	(440)	-	-	11,717,125	-	-	-	(440)
4/4/1997	W/H TAX DIV SLB	(140)	-	(140)	-	-	11,716,985	-	-	-	(140)
4/8/1997	CHECK WIRE	1,300,000	1,300,000	-	-	-	13,016,985	-	-	-	-
4/9/1997	W/H TAX DIV WMT	(197)	-	(197)	-	-	13,016,788	-	-	-	(197)
4/15/1997	W/H TAX DIV C	(376)	-	(376)	-	-	13,016,413	-	-	-	(376)
4/16/1997	W/H TAX DIV HWP	(216)	-	(216)	-	-	13,016,197	-	-	-	(216)
4/24/1997	FIDELITY SPARTAN U S TREASURY MONEY MARKET	(33)	-	(33)	-	-	13,016,163	-	-	-	(33)
5/1/1997	W/H TAX DIV BEL	(566)	-	(566)	-	-	13,015,597	-	-	-	(566)
5/1/1997	W/H TAX DIV AIT	(559)	-	(559)	-	-	13,015,038	-	-	-	(559)
5/1/1997	W/H TAX DIV BMY	(689)	-	(689)	-	-	13,014,349	-	-	-	(689)
5/1/1997	W/H TAX DIV T	(946)	-	(946)	-	-	13,013,403	-	-	-	(946)
5/9/1997	W/H TAX DIV AXP	(192)	-	(192)	-	-	13,013,210	-	-	-	(192)
5/12/1997	FIDELITY SPARTAN U S TREASURY MONEY MARKET	(35)	-	(35)	-	-	13,013,176	-	-	-	(35)
5/16/1997	W/H TAX DIV DIS	(161)	-	(161)	-	-	13,013,015	-	-	-	(161)
5/19/1997	W/H TAX DIV CCI	(539)	-	(539)	-	-	13,012,476	-	-	-	(539)
6/2/1997	W/H TAX DIV F	(1,125)	-	(1,125)	-	-	13,011,351	-	-	-	(1,125)
6/2/1997	W/H TAX DIV INTC	(94)	-	(94)	-	-	13,011,257	-	-	-	(94)
6/2/1997	W/H TAX DIV COL	(31)	-	(31)	-	-	13,011,226	-	-	-	(31)
6/4/1997	CHECK WIRE	2,000,000	2,000,000	-	-	-	15,011,226	-	-	-	-
6/10/1997	W/H TAX DIV IBM	(502)	-	(502)	-	-	15,010,724	-	-	-	(502)
6/10/1997	W/H TAX DIV MOB	(906)	-	(906)	-	-	15,009,818	-	-	-	(906)
6/10/1997	W/H TAX DIV AN	(758)	-	(758)	-	-	15,009,060	-	-	-	(758)
6/11/1997	FIDELITY SPARTAN U S TREASURY MONEY MARKET	(8)	-	(8)	-	-	15,009,052	-	-	-	(8)
7/3/1997	CHECK WIRE	2,300,000	2,300,000	-	-	-	17,309,052	-	-	-	-
7/9/1997	W/H TAX DIV HWP	(334)	-	(334)	-	-	17,308,718	-	-	-	(334)
7/14/1997	W/H TAX DIV WMT	(363)	-	(363)	-	-	17,308,355	-	-	-	(363)
7/18/1997	FIDELITY SPARTAN U S TREASURY MONEY MARKET	(10)	-	(10)	-	-	17,308,345	-	-	-	(10)
7/25/1997	W/H TAX DIV GE	(1,987)	-	(1,987)	-	-	17,306,358	-	-	-	(1,987)
8/1/1997	W/H TAX DIV BEL	(751)	-	(751)	-	-	17,305,607	-	-	-	(751)
8/1/1997	W/H TAX DIV T	(1,241)	-	(1,241)	-	-	17,304,366	-	-	-	(1,241)
8/1/1997	W/H TAX DIV BMY	(885)	-	(885)	-	-	17,303,481	-	-	-	(885)
8/1/1997	W/H TAX DIV AIT	(708)	-	(708)	-	-	17,302,773	-	-	-	(708)
8/8/1997	W/H TAX DIV AXP	(242)	-	(242)	-	-	17,302,531	-	-	-	(242)
8/11/1997	CHECK WIRE	3,000,000	3,000,000	-	-	-	20,302,531	-	-	-	-
8/20/1997	FIDELITY SPARTAN U S TREASURY MONEY MARKET	(10)	-	(10)	-	-	20,302,521	-	-	-	(10)
8/22/1997	W/H TAX DIV DIS	(206)	-	(206)	-	-	20,302,315	-	-	-	(206)
9/12/1997	W/H TAX DIV MMM	(606)	-	(606)	-	-	20,301,709	-	-	-	(606)
9/12/1997	W/H TAX DIV MCD	(163)	-	(163)	-	-	20,301,546	-	-	-	(163)
9/19/1997	W/H TAX DIV AIG	(149)	-	(149)	-	-	20,301,397	-	-	-	(149)
9/23/1997	FIDELITY SPARTAN U S TREASURY MONEY MARKET	(62)	-	(62)	-	-	20,301,335	-	-	-	(62)
9/26/1997	W/H TAX DIV NB	(679)	-	(679)	-	-	20,300,657	-	-	-	(679)
10/1/1997	W/H TAX DIV S	(245)	-	(245)	-	-	20,300,411	-	-	-	(245)
10/1/1997	W/H TAX DIV MRK	(1,509)	-	(1,509)	-	-	20,298,902	-	-	-	(1,509)
10/1/1997	W/H TAX DIV KO	(939)	-	(939)	-	-	20,297,964	-	-	-	(939)
10/7/1997	W/H TAX DIV PEP	(524)	-	(524)	-	-	20,297,440	-	-	-	(524)
10/8/1997	CHECK WIRE	1,800,000	1,800,000	-	-	-	22,097,440	-	-	-	-
10/10/1997	W/H TAX DIV SLB	(257)	-	(257)	-	-	22,097,183	-	-	-	(257)
10/14/1997	W/H TAX DIV WMT	(422)	-	(422)	-	-	22,096,761	-	-	-	(422)
10/15/1997	W/H TAX DIV HWP	(384)	-	(384)	-	-	22,096,377	-	-	-	(384)
10/15/1997	W/H TAX DIV C	(762)	-	(762)	-	-	22,095,615	-	-	-	(762)
10/22/1997	FIDELITY SPARTAN U S TREASURY MONEY MARKET	(18)	-	(18)	-	-	22,095,597	-	-	-	(18)
10/27/1997	W/H TAX DIV GE	(2,318)	-	(2,318)	-	-	22,093,280	-	-	-	(2,318)
11/3/1997	W/H TAX DIV AIT	(868)	-	(868)	-	-	22,092,412	-	-	-	(868)
11/3/1997	W/H TAX DIV T	(1,470)	-	(1,470)	-	-	22,090,942	-	-	-	(1,470)
11/3/1997	W/H TAX DIV BEL	(1,657)	-	(1,657)	-	-	22,089,285	-	-	-	(1,657)
11/3/1997	W/H TAX DIV BMY	(1,051)	-	(1,051)	-	-	22,088,234	-	-	-	(1,051)
11/10/1997	W/H TAX DIV AXP	(294)	-	(294)	-	-	22,087,940	-	-	-	(294)
11/13/1997	CHECK WIRE	800,000	800,000	-	-	-	22,887,940	-	-	-	-
11/20/1997	FIDELITY SPARTAN U S TREASURY MONEY MARKET	(17)	-	(17)	-	-	22,887,922	-	-	-	(17)



Column 1	Column 2	Column 3	Column 4	Column 5	Column 6	Column 7	Column 8	Column 9	Column 10	Column 11	Column 12
Date	Transaction Description	Transaction Amount Reported in Customer Statement	Cash Deposits	Cash Withdrawals	Transfers of Principal In	Transfers of Principal Out	Balance of Principal	90-Day Preferential Transfers	2-Year Cash Withdrawals	6-Year Cash Withdrawals	Full History Cash Withdrawals
11/21/1997	W/H TAX DIV DIS	(244)	-	(244)	-	-	22,887,678	-	-	-	(244)
12/10/1997	CHECK WIRE	5,000,000	5,000,000	-	-	-	27,887,678	-	-	-	-
12/12/1997	W/H TAX DIV MCD	(137)	-	(137)	-	-	27,887,541	-	-	-	(137)
12/15/1997	W/H TAX DIV KO	(839)	-	(839)	-	-	27,886,702	-	-	-	(839)
12/17/1997	FIDELITY SPARTAN U S TREASURY MONEY MARKET	(52)	-	(52)	-	-	27,886,650	-	-	-	(52)
12/19/1997	W/H TAX DIV AIG	(125)	-	(125)	-	-	27,886,525	-	-	-	(125)
12/24/1997	W/H TAX DIV NB	(658)	-	(658)	-	-	27,885,867	-	-	-	(658)
1/2/1998	W/H TAX DIV PEP	(466)	-	(466)	-	-	27,885,401	-	-	-	(466)
1/2/1998	W/H TAX DIV MRK	(1,319)	-	(1,319)	-	-	27,884,082	-	-	-	(1,319)
1/9/1998	CHECK WIRE	3,300,000	3,300,000	-	-	-	31,184,082	-	-	-	-
1/15/1998	W/H TAX DIV C	(639)	-	(639)	-	-	31,183,443	-	-	-	(639)
1/20/1998	FIDELITY SPARTAN U S TREASURY MONEY MARKET	(3)	-	(3)	-	-	31,183,440	-	-	-	(3)
2/9/1998	CHECK WIRE	3,500,000	3,500,000	-	-	-	34,683,440	-	-	-	-
2/19/1998	W/H TAX DIV CCI	(760)	-	(760)	-	-	34,682,680	-	-	-	(760)
2/24/1998	FIDELITY SPARTAN U S TREASURY MONEY MARKET	(20)	-	(20)	-	-	34,682,659	-	-	-	(20)
2/25/1998	W/H TAX DIV MER	(198)	-	(198)	-	-	34,682,461	-	-	-	(198)
3/2/1998	W/H TAX DIV INTC	(146)	-	(146)	-	-	34,682,315	-	-	-	(146)
3/2/1998	W/H TAX DIV F	(1,488)	-	(1,488)	-	-	34,680,827	-	-	-	(1,488)
3/6/1998	CHECK WIRE	9,000,000	9,000,000	-	-	-	43,680,827	-	-	-	-
3/6/1998	W/H TAX DIV BA	(579)	-	(579)	-	-	43,680,248	-	-	-	(579)
3/10/1998	W/H TAX DIV IBM	(562)	-	(562)	-	-	43,679,686	-	-	-	(562)
3/10/1998	W/H TAX DIV JNJ	(1,213)	-	(1,213)	-	-	43,678,473	-	-	-	(1,213)
3/10/1998	W/H TAX DIV MOB	(1,319)	-	(1,319)	-	-	43,677,153	-	-	-	(1,319)
3/10/1998	W/H TAX DIV GM	(1,494)	-	(1,494)	-	-	43,675,660	-	-	-	(1,494)
3/10/1998	W/H TAX DIV AN	(1,551)	-	(1,551)	-	-	43,674,109	-	-	-	(1,551)
3/10/1998	W/H TAX DIV XON	(2,973)	-	(2,973)	-	-	43,671,136	-	-	-	(2,973)
3/11/1998	W/H TAX DIV BAC	(998)	-	(998)	-	-	43,670,137	-	-	-	(998)
3/12/1998	W/H TAX DIV MMM	(885)	-	(885)	-	-	43,669,252	-	-	-	(885)
3/13/1998	W/H TAX DIV ARC	(707)	-	(707)	-	-	43,668,546	-	-	-	(707)
3/16/1998	W/H TAX DIV DD	(1,448)	-	(1,448)	-	-	43,667,098	-	-	-	(1,448)
3/17/1998	FIDELITY SPARTAN U S TREASURY MONEY MARKET	(16)	-	(16)	-	-	43,667,082	-	-	-	(16)
4/3/1998	W/H TAX DIV SLB	(388)	-	(388)	-	-	43,666,694	-	-	-	(388)
4/6/1998	W/H TAX DIV WMT	(453)	-	(453)	-	-	43,666,242	-	-	-	(453)
4/8/1998	CHECK WIRE	7,000,000	7,000,000	-	-	-	50,666,242	-	-	-	-
4/15/1998	W/H TAX DIV HWP	(737)	-	(737)	-	-	50,665,504	-	-	-	(737)
4/22/1998	FIDELITY SPARTAN U S TREASURY MONEY MARKET	(32)	-	(32)	-	-	50,665,472	-	-	-	(32)
5/1/1998	W/H TAX DIV T	(2,772)	-	(2,772)	-	-	50,662,700	-	-	-	(2,772)
5/1/1998	W/H TAX DIV AIT	(1,751)	-	(1,751)	-	-	50,660,949	-	-	-	(1,751)
5/1/1998	W/H TAX DIV BEL	(3,069)	-	(3,069)	-	-	50,657,880	-	-	-	(3,069)
5/1/1998	W/H TAX DIV BMY	(1,999)	-	(1,999)	-	-	50,655,882	-	-	-	(1,999)
5/8/1998	CHECK WIRE	9,500,000	9,500,000	-	-	-	60,155,882	-	-	-	-
5/8/1998	W/H TAX DIV AXP	(545)	-	(545)	-	-	60,155,337	-	-	-	(545)
5/19/1998	FIDELITY SPARTAN U S TREASURY MONEY MARKET	(14)	-	(14)	-	-	60,155,323	-	-	-	(14)
5/22/1998	W/H TAX DIV DIS	(538)	-	(538)	-	-	60,154,785	-	-	-	(538)
6/5/1998	CHECK WIRE	8,200,000	8,200,000	-	-	-	68,354,785	-	-	-	-
6/5/1998	W/H TAX DIV BA	(941)	-	(941)	-	-	68,353,844	-	-	-	(941)
6/9/1998	W/H TAX DIV JNJ	(2,241)	-	(2,241)	-	-	68,351,603	-	-	-	(2,241)
6/10/1998	W/H TAX DIV MOB	(843)	-	(843)	-	-	68,350,761	-	-	-	(843)
6/10/1998	W/H TAX DIV AN	(3,518)	-	(3,518)	-	-	68,347,243	-	-	-	-
6/10/1998	W/H TAX DIV GM	(1,753)	-	(1,753)	-	-	68,345,490	-	-	-	(1,753)
6/10/1998	W/H TAX DIV IBM	(418)	-	(418)	-	-	68,345,072	-	-	-	(418)
6/10/1998	W/H TAX DIV XON	(4,865)	-	(4,865)	-	-	68,340,206	-	-	-	(4,865)
6/11/1998	FIDELITY SPARTAN U S TREASURY MONEY MARKET	(26)	-	(26)	-	-	68,340,181	-	-	-	(26)
6/11/1998	W/H TAX DIV BAC	(1,619)	-	(1,619)	-	-	68,338,562	-	-	-	(1,619)
6/12/1998	W/H TAX DIV MCD	(413)	-	(413)	-	-	68,338,149	-	-	-	(413)
6/12/1998	W/H TAX DIV DD	(2,745)	-	(2,745)	-	-	68,335,403	-	-	-	(2,745)
6/12/1998	W/H TAX DIV MMM	(1,438)	-	(1,438)	-	-	68,333,965	-	-	-	(1,438)
6/19/1998	W/H TAX DIV AIG	(365)	-	(365)	-	-	68,333,601	-	-	-	(365)
6/26/1998	W/H TAX DIV NB	(2,417)	-	(2,417)	-	-	68,331,184	-	-	-	(2,417)
6/30/1998	W/H TAX DIV NT	(215)	-	(215)	-	-	68,330,969	-	-	-	(215)
6/30/1998	W/H TAX DIV PEP	(1,313)	-	(1,313)	-	-	68,329,656	-	-	-	(1,313)
7/1/1998	AMOCO CORP CANCEL W/H	3,518	-	3,518	-	-	68,333,174	-	-	-	-
7/1/1998	W/H TAX DIV KO	(2,509)	-	(2,509)	-	-	68,330,665	-	-	-	(2,509)
7/1/1998	W/H TAX DIV MRK	(3,609)	-	(3,609)	-	-	68,327,055	-	-	-	(3,609)
7/1/1998	AMOCO CORP W/H TAX DIV	(1,759)	-	(1,759)	-	-	68,325,296	-	-	-	(1,759)
7/8/1998	CHECK WIRE	7,000,000	7,000,000	-	-	-	75,325,296	-	-	-	-
7/10/1998	W/H TAX DIV SLB	(631)	-	(631)	-	-	75,324,665	-	-	-	(631)
7/13/1998	W/H TAX DIV WMT	(1,168)	-	(1,168)	-	-	75,323,497	-	-	-	(1,168)
7/15/1998	W/H TAX DIV C	(1,754)	-	(1,754)	-	-	75,321,743	-	-	-	(1,754)
7/15/1998	W/H TAX DIV HWP	(1,137)	-	(1,137)	-	-	75,320,606	-	-	-	(1,137)

Column 1	Column 2	Column 3	Column 4	Column 5	Column 6	Column 7	Column 8	Column 9	Column 10	Column 11	Column 12
<u>Date</u>	<u>Transaction Description</u>	<u>Transaction Amount Reported in Customer Statement</u>	<u>Cash Deposits</u>	<u>Cash Withdrawals</u>	<u>Transfers of Principal In</u>	<u>Transfers of Principal Out</u>	<u>Balance of Principal</u>	<u>90-Day Preferential Transfers</u>	<u>2-Year Cash Withdrawals</u>	<u>6-Year Cash Withdrawals</u>	<u>Full History Cash Withdrawals</u>
7/22/1998	FIDELITY SPARTAN U S TREASURY MONEY MARKET	(36)	-	(36)	-	-	75,320,570	-	-	-	(36)
7/27/1998	W/H TAX DIV GE	(6,590)	-	(6,590)	-	-	75,313,980	-	-	-	(6,590)
8/3/1998	W/H TAX DIV BEL	(4,033)	-	(4,033)	-	-	75,309,947	-	-	-	(4,033)
8/3/1998	W/H TAX DIV BMY	(2,626)	-	(2,626)	-	-	75,307,321	-	-	-	(2,626)
8/3/1998	W/H TAX DIV T	(3,580)	-	(3,580)	-	-	75,303,740	-	-	-	(3,580)
8/3/1998	W/H TAX DIV AIT	(2,213)	-	(2,213)	-	-	75,301,527	-	-	-	(2,213)
8/5/1998	FIDELITY SPARTAN U S TREASURY MONEY MARKET	(9)	-	(9)	-	-	75,301,517	-	-	-	(9)
8/7/1998	CHECK WIRE	10,000,000	10,000,000	-	-	-	85,301,517	-	-	-	-
8/10/1998	W/H TAX DIV AXP	(734)	-	(734)	-	-	85,300,784	-	-	-	(734)
9/4/1998	FIDELITY SPARTAN U S TREASURY MONEY MARKET	(8)	-	(8)	-	-	85,300,776	-	-	-	(8)
9/1/1998	W/H TAX DIV MCD	(425)	-	(425)	-	-	85,300,350	-	-	-	(425)
9/30/1998	W/H TAX DIV PEP	(454)	-	(454)	-	-	85,299,896	-	-	-	(454)
10/15/1998	FIDELITY SPARTAN U S TREASURY MONEY MARKET	(2)	-	(2)	-	-	85,299,894	-	-	-	(2)
10/21/1998	CHECK WIRE	1,000,000	1,000,000	-	-	-	86,299,894	-	-	-	-
11/13/1998	CHECK WIRE	5,000,000	5,000,000	-	-	-	91,299,894	-	-	-	-
11/23/1998	FIDELITY SPARTAN U S TREASURY MONEY MARKET	(19)	-	(19)	-	-	91,299,875	-	-	-	(19)
12/11/1998	W/H TAX DIV MCD	(314)	-	(314)	-	-	91,299,561	-	-	-	(314)
12/15/1998	W/H TAX DIV KO	(1,856)	-	(1,856)	-	-	91,297,705	-	-	-	(1,856)
12/18/1998	W/H TAX DIV AIG	(293)	-	(293)	-	-	91,297,413	-	-	-	(293)
12/22/1998	FIDELITY SPARTAN U S TREASURY MONEY MARKET	(38)	-	(38)	-	-	91,297,374	-	-	-	(38)
12/23/1998	W/H TAX DIV BAC	(3,920)	-	(3,920)	-	-	91,293,454	-	-	-	(3,920)
1/4/1999	W/H TAX DIV MRK	(3,269)	-	(3,269)	-	-	91,290,185	-	-	-	(3,269)
1/4/1999	W/H TAX DIV PEP	(961)	-	(961)	-	-	91,289,224	-	-	-	(961)
1/4/1999	W/H TAX DIV ONE	(2,207)	-	(2,207)	-	-	91,287,017	-	-	-	(2,207)
1/1/1999	W/H TAX DIV WMT	(855)	-	(855)	-	-	91,286,162	-	-	-	(855)
1/13/1999	CHECK WIRE	5,000,000	5,000,000	-	-	-	96,286,162	-	-	-	-
1/14/1999	CHECK WIRE	3,000,000	3,000,000	-	-	-	99,286,162	-	-	-	-
1/22/1999	FIDELITY SPARTAN U S TREASURY MONEY MARKET	(2)	-	(2)	-	-	99,286,159	-	-	-	(2)
1/27/1999	CHECK WIRE	1,500,000	1,500,000	-	-	-	100,786,159	-	-	-	-
2/10/1999	CHECK WIRE	5,000,000	5,000,000	-	-	-	105,786,159	-	-	-	-
2/16/1999	W/H TAX DIV PG	(2,511)	-	(2,511)	-	-	105,783,649	-	-	-	(2,511)
2/16/1999	W/H TAX DIV TXN	(324)	-	(324)	-	-	105,783,324	-	-	-	(324)
2/24/1999	FIDELITY SPARTAN U S TREASURY MONEY MARKET	(1)	-	(1)	-	-	105,783,323	-	-	-	(1)
2/26/1999	W/H TAX DIV C	(3,854)	-	(3,854)	-	-	105,779,469	-	-	-	(3,854)
3/1/1999	W/H TAX DIV F	(5,244)	-	(5,244)	-	-	105,774,225	-	-	-	(5,244)
3/1/1999	W/H TAX DIV INTC	(629)	-	(629)	-	-	105,773,596	-	-	-	(629)
3/1/1999	W/H TAX DIV WFC	(2,806)	-	(2,806)	-	-	105,770,790	-	-	-	(2,806)
3/3/1999	W/H TAX DIV BA	(1,271)	-	(1,271)	-	-	105,769,518	-	-	-	(1,271)
3/4/1999	FIDELITY SPARTAN U S TREASURY MONEY MARKET	(3)	-	(3)	-	-	105,769,515	-	-	-	(3)
3/8/1999	CHECK WIRE	5,000,000	5,000,000	-	-	-	110,769,515	-	-	-	-
3/9/1999	W/H TAX DIV JNJ	(3,122)	-	(3,122)	-	-	110,766,393	-	-	-	(3,122)
3/10/1999	W/H TAX DIV IBM	(2,008)	-	(2,008)	-	-	110,764,385	-	-	-	(2,008)
3/10/1999	W/H TAX DIV XON	(5,877)	-	(5,877)	-	-	110,758,508	-	-	-	(5,877)
3/10/1999	W/H TAX DIV GM	(3,122)	-	(3,122)	-	-	110,755,386	-	-	-	(3,122)
3/15/1999	W/H TAX DIV DD	(3,702)	-	(3,702)	-	-	110,751,684	-	-	-	(3,702)
3/31/1999	W/H TAX DIV MCD	(613)	-	(613)	-	-	110,751,071	-	-	-	(613)
3/31/1999	W/H TAX DIV PEP	(1,827)	-	(1,827)	-	-	110,749,244	-	-	-	(1,827)
4/1/1999	W/H TAX DIV KO	(3,778)	-	(3,778)	-	-	110,745,466	-	-	-	(3,778)
4/1/1999	W/H TAX DIV ONE	(4,769)	-	(4,769)	-	-	110,740,697	-	-	-	(4,769)
4/9/1999	CHECK WIRE	4,000,000	4,000,000	-	-	-	114,740,697	-	-	-	-
4/14/1999	FIDELITY SPARTAN U S TREASURY MONEY MARKET	(35)	-	(35)	-	-	114,740,662	-	-	-	(35)
4/19/1999	W/H TAX DIV WMT	(2,182)	-	(2,182)	-	-	114,738,480	-	-	-	(2,182)
4/22/1999	CHECK WIRE	(2,000,000)	-	(2,000,000)	-	-	112,738,480	-	-	-	(2,000,000)
4/26/1999	W/H TAX DIV GE	(2,070)	-	(2,070)	-	-	112,736,410	-	-	-	(2,070)
5/5/1999	FIDELITY SPARTAN U S TREASURY MONEY MARKET	(14)	-	(14)	-	-	112,736,396	-	-	-	(14)
5/14/1999	W/H TAX DIV PG	(598)	-	(598)	-	-	112,735,799	-	-	-	(598)
5/14/1999	CHECK WIRE A/O 5/11/99 (1FN061)	7,000,000	-	-	7,000,000	-	119,735,799	-	-	-	-
5/24/1999	W/H TAX DIV TXN	(51)	-	(51)	-	-	119,735,748	-	-	-	(51)
5/28/1999	W/H TAX DIV C	(755)	-	(755)	-	-	119,734,992	-	-	-	(755)
6/1/1999	W/H TAX DIV F	(873)	-	(873)	-	-	119,734,119	-	-	-	(873)
6/1/1999	W/H TAX DIV LU	(160)	-	(160)	-	-	119,733,959	-	-	-	(160)
6/1/1999	W/H TAX DIV INTC	(515)	-	(515)	-	-	119,733,445	-	-	-	(515)
6/1/1999	W/H TAX DIV WFC	(1,650)	-	(1,650)	-	-	119,731,794	-	-	-	(1,650)
6/4/1999	W/H TAX DIV BA	(1,301)	-	(1,301)	-	-	119,730,493	-	-	-	(1,301)
6/8/1999	CHECK WIRE	5,000,000	5,000,000	-	-	-	124,730,493	-	-	-	-
6/8/1999	W/H TAX DIV JNJ	(3,558)	-	(3,558)	-	-	124,726,935	-	-	-	(3,558)
6/10/1999	W/H TAX DIV IBM	(1,119)	-	(1,119)	-	-	124,725,816	-	-	-	(1,119)
6/10/1999	W/H TAX DIV MOB	(4,320)	-	(4,320)	-	-	124,721,497	-	-	-	(4,320)
6/10/1999	W/H TAX DIV GM	(3,134)	-	(3,134)	-	-	124,718,362	-	-	-	(3,134)
6/10/1999	W/H TAX DIV XON	(9,558)	-	(9,558)	-	-	124,708,805	-	-	-	(9,558)

Column 1	Column 2	Column 3	Column 4	Column 5	Column 6	Column 7	Column 8	Column 9	Column 10	Column 11	Column 12
Date	Transaction Description	Transaction Amount Reported in Customer Statement	Cash Deposits	Cash Withdrawals	Transfers of Principal In	Transfers of Principal Out	Balance of Principal	90-Day Preferential Transfers	2-Year Cash Withdrawals	6-Year Cash Withdrawals	Full History Cash Withdrawals
6/14/1999	W/H TAX DIV DD	(3,913)	-	(3,913)	-	-	124,704,892	-	-	-	(3,913)
6/16/1999	FIDELITY SPARTAN U S TREASURY MONEY MARKET	(25)	-	(25)	-	-	124,704,867	-	-	-	(25)
7/2/1999	CHECK WIRE	5,000,000	5,000,000	-	-	-	129,704,867	-	-	-	-
7/12/1999	W/H TAX DIV WMT	(1,271)	-	(1,271)	-	-	129,703,596	-	-	-	(1,271)
7/14/1999	W/H TAX DIV HWP	(929)	-	(929)	-	-	129,702,667	-	-	-	(929)
7/21/1999	FIDELITY SPARTAN U S TREASURY MONEY MARKET	(58)	-	(58)	-	-	129,702,609	-	-	-	(58)
7/26/1999	W/H TAX DIV GE	(6,734)	-	(6,734)	-	-	129,695,875	-	-	-	(6,734)
8/2/1999	W/H TAX DIV BMY	(2,419)	-	(2,419)	-	-	129,693,456	-	-	-	(2,419)
8/2/1999	W/H TAX DIV AIT	(1,959)	-	(1,959)	-	-	129,691,497	-	-	-	(1,959)
8/2/1999	W/H TAX DIV T	(3,993)	-	(3,993)	-	-	129,687,504	-	-	-	(3,993)
8/2/1999	W/H TAX DIV BEL	(3,494)	-	(3,494)	-	-	129,684,010	-	-	-	(3,494)
8/5/1999	W/H TAX DIV AIG	(14)	-	(14)	-	-	129,683,996	-	-	-	(14)
8/10/1999	CHECK WIRE	8,000,000	8,000,000	-	-	-	137,683,996	-	-	-	-
8/10/1999	W/H TAX DIV AXP	(572)	-	(572)	-	-	137,683,424	-	-	-	(572)
8/16/1999	W/H TAX DIV TXN	(74)	-	(74)	-	-	137,683,351	-	-	-	(74)
8/24/1999	FIDELITY SPARTAN U S TREASURY MONEY MARKET	(60)	-	(60)	-	-	137,683,291	-	-	-	(60)
8/27/1999	W/H TAX DIV C	(1,051)	-	(1,051)	-	-	137,682,240	-	-	-	(1,051)
9/1/1999	W/H TAX DIV F	(1,261)	-	(1,261)	-	-	137,680,979	-	-	-	(1,261)
9/1/1999	W/H TAX DIV INTC	(234)	-	(234)	-	-	137,680,745	-	-	-	(234)
9/1/1999	W/H TAX DIV WFC	(750)	-	(750)	-	-	137,679,995	-	-	-	(750)
9/1/1999	W/H TAX DIV LU	(139)	-	(139)	-	-	137,679,856	-	-	-	(139)
9/3/1999	W/H TAX DIV BA	(303)	-	(303)	-	-	137,679,553	-	-	-	(303)
9/7/1999	W/H TAX DIV JNJ	(1,729)	-	(1,729)	-	-	137,677,825	-	-	-	(1,729)
9/8/1999	CHECK WIRE	3,000,000	3,000,000	-	-	-	140,677,825	-	-	-	-
9/10/1999	W/H TAX DIV MOB	(987)	-	(987)	-	-	140,676,838	-	-	-	(987)
9/10/1999	W/H TAX DIV XON	(2,248)	-	(2,248)	-	-	140,674,589	-	-	-	(2,248)
9/10/1999	W/H TAX DIV IBM	(485)	-	(485)	-	-	140,674,105	-	-	-	(485)
9/10/1999	W/H TAX DIV GM	(722)	-	(722)	-	-	140,673,383	-	-	-	(722)
9/13/1999	W/H TAX DIV MMM	(988)	-	(988)	-	-	140,672,395	-	-	-	(988)
9/13/1999	W/H TAX DIV DD	(909)	-	(909)	-	-	140,671,486	-	-	-	(909)
9/15/1999	W/H TAX DIV MCD	(741)	-	(741)	-	-	140,670,745	-	-	-	(741)
9/17/1999	W/H TAX DIV AIG	(881)	-	(881)	-	-	140,669,864	-	-	-	(881)
9/24/1999	W/H TAX DIV BAC	(8,859)	-	(8,859)	-	-	140,661,005	-	-	-	(8,859)
9/30/1999	FIDELITY SPARTAN U S TREASURY MONEY MARKET	(108)	-	(108)	-	-	140,660,897	-	-	-	(108)
9/30/1999	W/H TAX DIV PEP	(2,247)	-	(2,247)	-	-	140,658,650	-	-	-	(2,247)
10/1/1999	W/H TAX DIV KO	(4,492)	-	(4,492)	-	-	140,654,158	-	-	-	(4,492)
10/1/1999	W/H TAX DIV ONE	(5,470)	-	(5,470)	-	-	140,648,688	-	-	-	(5,470)
10/1/1999	W/H TAX DIV MRK	(7,890)	-	(7,890)	-	-	140,640,798	-	-	-	(7,890)
10/12/1999	CHECK WIRE	11,000,000	11,000,000	-	-	-	151,640,798	-	-	-	-
10/12/1999	W/H TAX DIV WMT	(2,518)	-	(2,518)	-	-	151,638,279	-	-	-	(2,518)
10/13/1999	W/H TAX DIV HWP	(1,852)	-	(1,852)	-	-	151,636,427	-	-	-	(1,852)
10/20/1999	FIDELITY SPARTAN U S TREASURY MONEY MARKET	(8)	-	(8)	-	-	151,636,419	-	-	-	(8)
10/25/1999	W/H TAX DIV GE	(13,019)	-	(13,019)	-	-	151,623,400	-	-	-	(13,019)
11/1/1999	W/H TAX DIV BEL	(6,744)	-	(6,744)	-	-	151,616,656	-	-	-	(6,744)
11/1/1999	W/H TAX DIV BMY	(4,854)	-	(4,854)	-	-	151,611,802	-	-	-	(4,854)
11/1/1999	W/H TAX DIV T	(7,865)	-	(7,865)	-	-	151,603,937	-	-	-	(7,865)
11/1/1999	W/H TAX DIV AIT	(3,906)	-	(3,906)	-	-	151,600,032	-	-	-	(3,906)
11/10/1999	CHECK WIRE	9,500,000	9,500,000	-	-	-	161,100,032	-	-	-	-
11/10/1999	W/H TAX DIV AXP	(1,140)	-	(1,140)	-	-	161,098,892	-	-	-	(1,140)
11/15/1999	CHECK WIRE	(3,000,000)	-	(3,000,000)	-	-	158,098,892	-	-	-	(3,000,000)
11/17/1999	FIDELITY SPARTAN U S TREASURY MONEY MARKET	(5)	-	(5)	-	-	158,098,887	-	-	-	(5)
12/3/1999	W/H TAX DIV BA	(620)	-	(620)	-	-	158,098,267	-	-	-	(620)
12/7/1999	W/H TAX DIV JNJ	(1,771)	-	(1,771)	-	-	158,096,497	-	-	-	(1,771)
12/10/1999	W/H TAX DIV GM	(1,581)	-	(1,581)	-	-	158,094,916	-	-	-	(1,581)
12/10/1999	W/H TAX DIV XON	(5,148)	-	(5,148)	-	-	158,089,768	-	-	-	(5,148)
12/10/1999	W/H TAX DIV IBM	(1,062)	-	(1,062)	-	-	158,088,705	-	-	-	(1,062)
12/10/1999	W/H TAX DIV MOB	(2,163)	-	(2,163)	-	-	158,086,543	-	-	-	(2,163)
12/13/1999	W/H TAX DIV MMM	(2,743)	-	(2,743)	-	-	158,083,800	-	-	-	(2,743)
12/14/1999	W/H TAX DIV DD	(1,660)	-	(1,660)	-	-	158,082,140	-	-	-	(1,660)
12/16/1999	CHECK WIRE	5,000,000	5,000,000	-	-	-	163,082,140	-	-	-	-
12/17/1999	W/H TAX DIV DIS	(1,992)	-	(1,992)	-	-	163,080,148	-	-	-	(1,992)
12/31/1999	FIDELITY SPARTAN U S TREASURY MONEY MARKET	(103)	-	(103)	-	-	163,080,045	-	-	-	(103)
1/5/2000	CHECK WIRE	5,000,000	5,000,000	-	-	-	168,080,045	-	-	-	-
1/11/2000	FIDELITY SPARTAN U S TREASURY MONEY MARKET	(5)	-	(5)	-	-	168,080,040	-	-	-	(5)
1/18/2000	CHECK WIRE	5,000,000	5,000,000	-	-	-	173,080,040	-	-	-	-
1/25/2000	CHECK WIRE	(4,000,000)	-	(4,000,000)	-	-	169,080,040	-	-	-	(4,000,000)
2/1/2000	W/H TAX DIV BEL	(2,864)	-	(2,864)	-	-	169,077,177	-	-	-	(2,864)
2/14/2000	W/H TAX DIV TXN	(422)	-	(422)	-	-	169,076,755	-	-	-	(422)
2/15/2000	W/H TAX DIV PG	(5,271)	-	(5,271)	-	-	169,071,484	-	-	-	(5,271)
2/17/2000	CHECK WIRE	3,000,000	3,000,000	-	-	-	172,071,484	-	-	-	-



Column 1	Column 2	Column 3	Column 4	Column 5	Column 6	Column 7	Column 8	Column 9	Column 10	Column 11	Column 12
Date	Transaction Description	Transaction Amount Reported in Customer Statement	Cash Deposits	Cash Withdrawals	Transfers of Principal In	Transfers of Principal Out	Balance of Principal	90-Day Preferential Transfers	2-Year Cash Withdrawals	6-Year Cash Withdrawals	Full History Cash Withdrawals
1/18/2001	FIDELITY SPARTAN U S TREASURY MONEY MARKET	(24)	-	(24)	-	-	175,881,551	-	-	-	(24)
1/30/2001	W/H TAX DIV MWD	(1,426)	-	(1,426)	-	-	175,880,125	-	-	-	(1,426)
2/1/2001	W/H TAX DIV VZ	(5,967)	-	(5,967)	-	-	175,874,159	-	-	-	(5,967)
2/1/2001	W/H TAX DIV PHA	(903)	-	(903)	-	-	175,873,255	-	-	-	(903)
2/12/2001	W/H TAX DIV TXN	(523)	-	(523)	-	-	175,872,732	-	-	-	(523)
2/15/2001	W/H TAX DIV PG	(3,988)	-	(3,988)	-	-	175,868,744	-	-	-	(3,988)
2/22/2001	FIDELITY SPARTAN U S TREASURY MONEY MARKET	(15)	-	(15)	-	-	175,868,729	-	-	-	(15)
2/23/2001	W/H TAX DIV C	(9,772)	-	(9,772)	-	-	175,858,958	-	-	-	(9,772)
3/1/2001	W/H TAX DIV WFC	(5,601)	-	(5,601)	-	-	175,853,356	-	-	-	(5,601)
3/1/2001	W/H TAX DIV LU	(551)	-	(551)	-	-	175,852,805	-	-	-	(551)
3/1/2001	W/H TAX DIV INTC	(1,938)	-	(1,938)	-	-	175,850,867	-	-	-	(1,938)
3/8/2001	W/H TAX DIV PFE	(10,036)	-	(10,036)	-	-	175,840,832	-	-	-	(10,036)
3/9/2001	W/H TAX DIV XOM	(20,912)	-	(20,912)	-	-	175,819,920	-	-	-	(20,912)
3/12/2001	W/H TAX DIV IBM	(3,304)	-	(3,304)	-	-	175,816,615	-	-	-	(3,304)
3/13/2001	W/H TAX DIV JNJ	(2,674)	-	(2,674)	-	-	175,813,942	-	-	-	(2,674)
3/19/2001	FIDELITY SPARTAN U S TREASURY MONEY MARKET	(77)	-	(77)	-	-	175,813,865	-	-	-	(77)
3/22/2001	W/H TAX DIV HD	(272)	-	(272)	-	-	175,813,593	-	-	-	(272)
3/30/2001	W/H TAX DIV PEP	(625)	-	(625)	-	-	175,812,968	-	-	-	(625)
4/2/2001	W/H TAX DIV KO	(1,311)	-	(1,311)	-	-	175,811,657	-	-	-	(1,311)
4/2/2001	W/H TAX DIV MRK	(2,236)	-	(2,236)	-	-	175,809,421	-	-	-	(2,236)
4/9/2001	W/H TAX DIV WMT	(3,567)	-	(3,567)	-	-	175,805,854	-	-	-	(3,567)
4/11/2001	W/H TAX DIV HWP	(1,870)	-	(1,870)	-	-	175,803,985	-	-	-	(1,870)
4/24/2001	FIDELITY SPARTAN U S TREASURY MONEY MARKET	(18)	-	(18)	-	-	175,803,967	-	-	-	(18)
4/27/2001	W/H TAX DIV MWD	(2,919)	-	(2,919)	-	-	175,801,048	-	-	-	(2,919)
4/30/2001	W/H TAX DIV JPM	(7,341)	-	(7,341)	-	-	175,793,707	-	-	-	(7,341)
5/1/2001	W/H TAX DIV BMY	(6,117)	-	(6,117)	-	-	175,787,590	-	-	-	(6,117)
5/1/2001	W/H TAX DIV T	(1,619)	-	(1,619)	-	-	175,785,970	-	-	-	(1,619)
5/1/2001	W/H TAX DIV PHA	(1,787)	-	(1,787)	-	-	175,784,183	-	-	-	(1,787)
5/1/2001	W/H TAX DIV VZ	(11,990)	-	(11,990)	-	-	175,772,193	-	-	-	(11,990)
5/2/2001	W/H TAX DIV TYC	(256)	-	(256)	-	-	175,771,937	-	-	-	(256)
5/10/2001	W/H TAX DIV AXP	(1,210)	-	(1,210)	-	-	175,770,727	-	-	-	(1,210)
5/15/2001	W/H TAX DIV PG	(5,212)	-	(5,212)	-	-	175,765,515	-	-	-	(5,212)
6/20/2001	FIDELITY SPARTAN U S TREASURY MONEY MARKET	(121)	-	(121)	-	-	175,765,394	-	-	-	(121)
7/9/2001	W/H TAX DIV WMT	(3,015)	-	(3,015)	-	-	175,762,379	-	-	-	(3,015)
7/11/2001	W/H TAX DIV XOM	(293)	-	(293)	-	-	175,762,085	-	-	-	(293)
7/11/2001	W/H TAX DIV HWP	(654)	-	(654)	-	-	175,761,431	-	-	-	(654)
7/23/2001	W/H TAX DIV MWD	(4,186)	-	(4,186)	-	-	175,757,245	-	-	-	(4,186)
7/25/2001	FIDELITY SPARTAN U S TREASURY MONEY MARKET	(33)	-	(33)	-	-	175,757,212	-	-	-	(33)
7/25/2001	W/H TAX DIV GE	(25,369)	-	(25,369)	-	-	175,731,843	-	-	-	(25,369)
7/31/2001	W/H TAX DIV JPM	(10,864)	-	(10,864)	-	-	175,720,979	-	-	-	(10,864)
8/1/2001	W/H TAX DIV PHA	(2,835)	-	(2,835)	-	-	175,718,144	-	-	-	(2,835)
8/1/2001	W/H TAX DIV VZ	(16,552)	-	(16,552)	-	-	175,701,591	-	-	-	(16,552)
8/1/2001	W/H TAX DIV BMY	(8,346)	-	(8,346)	-	-	175,693,246	-	-	-	(8,346)
8/1/2001	W/H TAX DIV TYC	(374)	-	(374)	-	-	175,692,872	-	-	-	(374)
8/10/2001	W/H TAX DIV AXP	(1,720)	-	(1,720)	-	-	175,691,152	-	-	-	(1,720)
8/15/2001	W/H TAX DIV PG	(3,603)	-	(3,603)	-	-	175,687,549	-	-	-	(3,603)
8/20/2001	CHECK WIRE	10,000,000	10,000,000	-	-	-	185,687,549	-	-	-	-
8/24/2001	FIDELITY SPARTAN U S TREASURY MONEY MARKET	(8)	-	(8)	-	-	185,687,541	-	-	-	(8)
9/13/2001	W/H TAX DIV HD	(1,647)	-	(1,647)	-	-	185,685,893	-	-	-	(1,647)
9/28/2001	W/H TAX DIV BAC	(15,718)	-	(15,718)	-	-	185,670,175	-	-	-	(15,718)
9/28/2001	W/H TAX DIV PEP	(4,546)	-	(4,546)	-	-	185,665,629	-	-	-	(4,546)
10/1/2001	W/H TAX DIV MRK	(14,245)	-	(14,245)	-	-	185,651,384	-	-	-	(14,245)
10/1/2001	W/H TAX DIV KO	(7,831)	-	(7,831)	-	-	185,643,554	-	-	-	(7,831)
10/9/2001	W/H TAX DIV WMT	(5,535)	-	(5,535)	-	-	185,638,018	-	-	-	(5,535)
10/10/2001	W/H TAX DIV HWP	(2,772)	-	(2,772)	-	-	185,635,247	-	-	-	(2,772)
10/15/2001	FIDELITY SPARTAN U S TREASURY MONEY MARKET	(47)	-	(47)	-	-	185,635,199	-	-	-	(47)
10/25/2001	W/H TAX DIV GE	(28,300)	-	(28,300)	-	-	185,606,899	-	-	-	(28,300)
10/26/2001	W/H TAX DIV MWD	(4,631)	-	(4,631)	-	-	185,602,269	-	-	-	(4,631)
10/31/2001	W/H TAX DIV JPM	(11,929)	-	(11,929)	-	-	185,590,340	-	-	-	(11,929)
11/1/2001	W/H TAX DIV TYC	(433)	-	(433)	-	-	185,589,907	-	-	-	(433)
11/1/2001	W/H TAX DIV PHA	(3,031)	-	(3,031)	-	-	185,586,875	-	-	-	(3,031)
11/1/2001	W/H TAX DIV VZ	(18,371)	-	(18,371)	-	-	185,568,505	-	-	-	(18,371)
11/1/2001	W/H TAX DIV BMY	(9,515)	-	(9,515)	-	-	185,558,990	-	-	-	(9,515)
11/1/2001	W/H TAX DIV T	(2,299)	-	(2,299)	-	-	185,556,691	-	-	-	(2,299)
11/5/2001	CHECK WIRE	10,000,000	10,000,000	-	-	-	195,556,691	-	-	-	-
11/9/2001	W/H TAX DIV AXP	(1,874)	-	(1,874)	-	-	195,554,817	-	-	-	(1,874)
11/15/2001	W/H TAX DIV PG	(8,533)	-	(8,533)	-	-	195,546,285	-	-	-	(8,533)
11/19/2001	FIDELITY SPARTAN U S TREASURY MONEY MARKET	(16)	-	(16)	-	-	195,546,268	-	-	-	(16)
11/19/2001	W/H TAX DIV TXN	(666)	-	(666)	-	-	195,545,602	-	-	-	(666)
11/21/2001	W/H TAX DIV C	(14,301)	-	(14,301)	-	-	195,531,301	-	-	-	(14,301)

Column 1	Column 2	Column 3	Column 4	Column 5	Column 6	Column 7	Column 8	Column 9	Column 10	Column 11	Column 12
Date	Transaction Description	Transaction Amount Reported in Customer Statement	Cash Deposits	Cash Withdrawals	Transfers of Principal In	Transfers of Principal Out	Balance of Principal	90-Day Preferential Transfers	2-Year Cash Withdrawals	6-Year Cash Withdrawals	Full History Cash Withdrawals
12/3/2001	W/H TAX DIV INTC	(2,424)	-	(2,424)	-	-	195,528,877	-	-	-	(2,424)
12/3/2001	W/H TAX DIV MCD	(4,946)	-	(4,946)	-	-	195,523,930	-	-	-	(4,946)
12/3/2001	W/H TAX DIV WFC	(7,913)	-	(7,913)	-	-	195,516,017	-	-	-	(7,913)
12/6/2001	W/H TAX DIV PFE	(8,084)	-	(8,084)	-	-	195,507,933	-	-	-	(8,084)
12/10/2001	W/H TAX DIV XOM	(28,313)	-	(28,313)	-	-	195,479,620	-	-	-	(28,313)
12/10/2001	W/H TAX DIV IBM	(4,322)	-	(4,322)	-	-	195,475,297	-	-	-	(4,322)
12/14/2001	W/H TAX DIV DD	(6,252)	-	(6,252)	-	-	195,469,045	-	-	-	(6,252)
12/31/2001	FIDELITY SPARTAN U S TREASURY MONEY MARKET	(1)	-	(1)	-	-	195,469,045	-	-	-	(1)
1/7/2002	W/H TAX DIV WMT	(1,056)	-	(1,056)	-	-	195,467,989	-	-	-	(1,056)
1/10/2002	FIDELITY SPARTAN U S TREASURY MONEY MARKET	(6)	-	(6)	-	-	195,467,983	-	-	-	(6)
1/25/2002	W/H TAX DIV MWD	(3,380)	-	(3,380)	-	-	195,464,604	-	-	-	(3,380)
2/1/2002	W/H TAX DIV VZ	(13,753)	-	(13,753)	-	-	195,450,851	-	-	-	(13,753)
2/1/2002	W/H TAX DIV PHA	(2,289)	-	(2,289)	-	-	195,448,562	-	-	-	(2,289)
2/1/2002	W/H TAX DIV SBC	(11,385)	-	(11,385)	-	-	195,437,177	-	-	-	(11,385)
2/11/2002	W/H TAX DIV TXN	(654)	-	(654)	-	-	195,436,523	-	-	-	(654)
2/15/2002	W/H TAX DIV PG	(8,673)	-	(8,673)	-	-	195,427,850	-	-	-	(8,673)
2/21/2002	FIDELITY SPARTAN U S TREASURY MONEY MARKET	(10)	-	(10)	-	-	195,427,840	-	-	-	(10)
2/22/2002	W/H TAX DIV C	(14,463)	-	(14,463)	-	-	195,413,377	-	-	-	(14,463)
3/1/2002	W/H TAX DIV INTC	(2,440)	-	(2,440)	-	-	195,410,937	-	-	-	(2,440)
3/1/2002	W/H TAX DIV WFC	(7,912)	-	(7,912)	-	-	195,403,025	-	-	-	(7,912)
3/6/2002	FIDELITY SPARTAN U S TREASURY MONEY MARKET	(0)	-	(0)	-	-	195,403,024	-	-	-	(0)
3/7/2002	W/H TAX DIV PFE	(14,505)	-	(14,505)	-	-	195,388,519	-	-	-	(14,505)
3/11/2002	W/H TAX DIV IBM	(4,260)	-	(4,260)	-	-	195,384,259	-	-	-	(4,260)
3/11/2002	W/H TAX DIV XOM	(27,931)	-	(27,931)	-	-	195,356,328	-	-	-	(27,931)
3/1/2002	W/H TAX DIV BUD	(3,119)	-	(3,119)	-	-	195,353,209	-	-	-	(3,119)
3/12/2002	W/H TAX DIV JNJ	(6,075)	-	(6,075)	-	-	195,347,134	-	-	-	(6,075)
3/14/2002	W/H TAX DIV DD	(6,391)	-	(6,391)	-	-	195,340,743	-	-	-	(6,391)
3/15/2002	W/H TAX DIV AIG	(886)	-	(886)	-	-	195,339,857	-	-	-	(886)
3/22/2002	W/H TAX DIV BAC	(7,732)	-	(7,732)	-	-	195,332,125	-	-	-	(7,732)
3/28/2002	W/H TAX DIV HD	(2,167)	-	(2,167)	-	-	195,329,958	-	-	-	(2,167)
4/1/2002	W/H TAX DIV KO	(9,410)	-	(9,410)	-	-	195,320,548	-	-	-	(9,410)
4/1/2002	W/H TAX DIV ONE	(2,536)	-	(2,536)	-	-	195,318,012	-	-	-	(2,536)
4/1/2002	W/H TAX DIV MRK	(15,086)	-	(15,086)	-	-	195,302,926	-	-	-	(15,086)
4/1/2002	W/H TAX DIV PEP	(4,705)	-	(4,705)	-	-	195,298,221	-	-	-	(4,705)
4/10/2002	W/H TAX DIV MO	(23,525)	-	(23,525)	-	-	195,274,696	-	-	-	(23,525)
4/18/2002	W/H TAX DIV WMT	(6,293)	-	(6,293)	-	-	195,268,403	-	-	-	(6,293)
4/23/2002	FIDELITY SPARTAN U S TREASURY MONEY MARKET	(15)	-	(15)	-	-	195,268,389	-	-	-	(15)
4/25/2002	W/H TAX DIV GE	(14,719)	-	(14,719)	-	-	195,253,670	-	-	-	(14,719)
4/26/2002	W/H TAX DIV MDT	(1,306)	-	(1,306)	-	-	195,252,364	-	-	-	(1,306)
4/26/2002	W/H TAX DIV MWD	(4,743)	-	(4,743)	-	-	195,247,621	-	-	-	(4,743)
4/30/2002	W/H TAX DIV JPM	(12,687)	-	(12,687)	-	-	195,234,933	-	-	-	(12,687)
5/1/2002	W/H TAX DIV SBC	(17,147)	-	(17,147)	-	-	195,217,786	-	-	-	(17,147)
5/1/2002	W/H TAX DIV VZ	(19,811)	-	(19,811)	-	-	195,197,976	-	-	-	(19,811)
5/1/2002	W/H TAX DIV TYC	(475)	-	(475)	-	-	195,197,501	-	-	-	(475)
5/1/2002	W/H TAX DIV T	(2,494)	-	(2,494)	-	-	195,195,006	-	-	-	(2,494)
5/1/2002	W/H TAX DIV PHA	(3,285)	-	(3,285)	-	-	195,191,721	-	-	-	(3,285)
5/1/2002	W/H TAX DIV BMY	(10,254)	-	(10,254)	-	-	195,181,467	-	-	-	(10,254)
5/10/2002	FIDELITY SPARTAN U S TREASURY MONEY MARKET	(5)	-	(5)	-	-	195,181,462	-	-	-	(5)
5/14/2002	CHECK WIRE	10,000,000	10,000,000	-	-	-	205,181,462	-	-	-	-
5/15/2002	W/H TAX DIV PG	(4,883)	-	(4,883)	-	-	205,176,579	-	-	-	(4,883)
5/24/2002	W/H TAX DIV C	(9,647)	-	(9,647)	-	-	205,166,932	-	-	-	(9,647)
6/3/2002	W/H TAX DIV INTC	(1,368)	-	(1,368)	-	-	205,165,564	-	-	-	(1,368)
6/3/2002	W/H TAX DIV WFC	(9,979)	-	(9,979)	-	-	205,155,584	-	-	-	(9,979)
6/6/2002	W/H TAX DIV PFE	(17,377)	-	(17,377)	-	-	205,138,207	-	-	-	(17,377)
6/10/2002	W/H TAX DIV IBM	(5,552)	-	(5,552)	-	-	205,132,655	-	-	-	(5,552)
6/10/2002	W/H TAX DIV BUD	(2,448)	-	(2,448)	-	-	205,130,207	-	-	-	(2,448)
6/10/2002	W/H TAX DIV XOM	(33,199)	-	(33,199)	-	-	205,097,008	-	-	-	(33,199)
6/11/2002	W/H TAX DIV JNJ	(4,767)	-	(4,767)	-	-	205,092,241	-	-	-	(4,767)
6/12/2002	W/H TAX DIV DD	(5,528)	-	(5,528)	-	-	205,086,714	-	-	-	(5,528)
6/25/2002	FIDELITY SPARTAN U S TREASURY MONEY MARKET	(7)	-	(7)	-	-	205,086,707	-	-	-	(7)
6/27/2002	CHECK WIRE	10,000,000	10,000,000	-	-	-	215,086,707	-	-	-	-
7/10/2002	W/H TAX DIV MO	(4,147)	-	(4,147)	-	-	215,082,560	-	-	-	(4,147)
7/15/2002	W/H TAX DIV USB	(1,336)	-	(1,336)	-	-	215,081,224	-	-	-	(1,336)
7/19/2002	FIDELITY SPARTAN U S TREASURY MONEY MARKET	(12)	-	(12)	-	-	215,081,212	-	-	-	(12)
7/25/2002	W/H TAX DIV GE	(6,381)	-	(6,381)	-	-	215,074,831	-	-	-	(6,381)
7/26/2002	W/H TAX DIV MDT	(261)	-	(261)	-	-	215,074,571	-	-	-	(261)
7/26/2002	W/H TAX DIV MWD	(891)	-	(891)	-	-	215,073,680	-	-	-	(891)
7/26/2002	FIDELITY SPARTAN U S TREASURY MONEY MARKET	(0)	-	(0)	-	-	215,073,680	-	-	-	(0)
7/31/2002	W/H TAX DIV JPM	(2,431)	-	(2,431)	-	-	215,071,249	-	-	-	(2,431)
8/1/2002	W/H TAX DIV BMY	(1,918)	-	(1,918)	-	-	215,069,330	-	-	-	(1,918)

Column 1	Column 2	Column 3	Column 4	Column 5	Column 6	Column 7	Column 8	Column 9	Column 10	Column 11	Column 12
Date	Transaction Description	Transaction Amount Reported in Customer Statement	Cash Deposits	Cash Withdrawals	Transfers of Principal In	Transfers of Principal Out	Balance of Principal	90-Day Preferential Transfers	2-Year Cash Withdrawals	6-Year Cash Withdrawals	Full History Cash Withdrawals
8/1/2002	W/H TAX DIV T	(503)	-	(503)	-	-	215,068,828	-	-	-	(503)
8/1/2002	W/H TAX DIV PHA	(603)	-	(603)	-	-	215,068,225	-	-	-	(603)
8/1/2002	W/H TAX DIV SBC	(3,137)	-	(3,137)	-	-	215,065,088	-	-	-	(3,137)
8/1/2002	W/H TAX DIV VZ	(3,670)	-	(3,670)	-	-	215,061,417	-	-	-	(3,670)
8/9/2002	W/H TAX DIV AXP	(357)	-	(357)	-	-	215,061,060	-	-	-	(357)
8/19/2002	W/H TAX DIV MON	(1)	-	(1)	-	-	215,061,059	-	-	-	(1)
8/19/2002	W/H TAX DIV TXN	(1,047)	-	(1,047)	-	-	215,060,012	-	-	-	(1,047)
8/23/2002	W/H TAX DIV C	(27,298)	-	(27,298)	-	-	215,032,714	-	-	-	(27,298)
8/26/2002	FIDELITY SPARTAN U S TREASURY MONEY MARKET	(8)	-	(8)	-	-	215,032,707	-	-	-	(8)
9/3/2002	W/H TAX DIV WFC	(13,801)	-	(13,801)	-	-	215,018,905	-	-	-	(13,801)
9/3/2002	W/H TAX DIV INTC	(3,839)	-	(3,839)	-	-	215,015,066	-	-	-	(3,839)
9/5/2002	W/H TAX DIV G	(4,806)	-	(4,806)	-	-	215,010,260	-	-	-	(4,806)
9/5/2002	W/H TAX DIV PFE	(23,507)	-	(23,507)	-	-	214,986,753	-	-	-	(23,507)
9/6/2002	W/H TAX DIV BA	(4,037)	-	(4,037)	-	-	214,982,716	-	-	-	(4,037)
9/9/2002	W/H TAX DIV BUD	(4,806)	-	(4,806)	-	-	214,977,910	-	-	-	(4,806)
9/10/2002	FIDELITY SPARTAN U S TREASURY MONEY MARKET	(5)	-	(5)	-	-	214,977,906	-	-	-	(5)
9/10/2002	W/H TAX DIV XOM	(44,420)	-	(44,420)	-	-	214,933,486	-	-	-	(44,420)
9/10/2002	W/H TAX DIV IBM	(7,259)	-	(7,259)	-	-	214,926,227	-	-	-	(7,259)
9/10/2002	W/H TAX DIV JNJ	(5,738)	-	(5,738)	-	-	214,920,489	-	-	-	(5,738)
9/12/2002	W/H TAX DIV DD	(9,809)	-	(9,809)	-	-	214,910,681	-	-	-	(9,809)
10/17/2002	FIDELITY SPARTAN U S TREASURY MONEY MARKET	(21)	-	(21)	-	-	214,910,660	-	-	-	(21)
11/15/2002	W/H TAX DIV PG	(5,671)	-	(5,671)	-	-	214,904,989	-	-	-	(5,671)
11/15/2002	W/H TAX DIV CL	(1,635)	-	(1,635)	-	-	214,903,355	-	-	-	(1,635)
11/18/2002	W/H TAX DIV TXN	(580)	-	(580)	-	-	214,902,774	-	-	-	(580)
11/22/2002	W/H TAX DIV C	(14,461)	-	(14,461)	-	-	214,888,313	-	-	-	(14,461)
11/25/2002	W/H TAX DIV GS	(908)	-	(908)	-	-	214,887,405	-	-	-	(908)
11/27/2002	W/H TAX DIV MER	(2,264)	-	(2,264)	-	-	214,885,142	-	-	-	(2,264)
12/17/2002	CHECK WIRE	15,000,000	15,000,000	-	-	-	229,885,142	-	-	-	-
1/6/2003	W/H TAX DIV BUD	(2,747)	-	* [1]	-	-	229,885,142	-	-	-	-
1/6/2003	W/H TAX DIV PFE	(9,220)	-	* [1]	-	-	229,885,142	-	-	-	-
1/6/2003	FIDELITY SPARTAN U S TREASURY MONEY MARKET	(49)	-	* [1]	-	-	229,885,142	-	-	-	-
1/6/2003	W/H TAX DIV BA	(1,644)	-	* [1]	-	-	229,885,142	-	-	-	-
1/6/2003	W/H TAX DIV G	(2,781)	-	* [1]	-	-	229,885,142	-	-	-	-
1/6/2003	W/H TAX DIV HCA	(182)	-	* [1]	-	-	229,885,142	-	-	-	-
1/6/2003	W/H TAX DIV WFC	(7,758)	-	* [1]	-	-	229,885,142	-	-	-	-
1/6/2003	W/H TAX DIV INTC	(2,161)	-	* [1]	-	-	229,885,142	-	-	-	-
1/6/2003	W/H TAX DIV XOM	(25,050)	-	* [1]	-	-	229,885,142	-	-	-	-
1/6/2003	W/H TAX DIV UTX	(1,316)	-	* [1]	-	-	229,885,142	-	-	-	-
1/6/2003	W/H TAX DIV DD	(4,022)	-	* [1]	-	-	229,885,142	-	-	-	-
1/6/2003	W/H TAX DIV IBM	(4,096)	-	* [1]	-	-	229,885,142	-	-	-	-
1/6/2003	W/H TAX DIV JNJ	(2,652)	-	* [1]	-	-	229,885,142	-	-	-	-
1/10/2003	CHECK WIRE	15,000,000	15,000,000	-	-	-	244,885,142	-	-	-	-
1/10/2003	FIDELITY SPARTAN U S TREASURY MONEY MARKET	(1)	-	* [1]	-	-	244,885,142	-	-	-	-
1/28/2003	CHECK WIRE	15,000,000	15,000,000	-	-	-	259,885,142	-	-	-	-
1/31/2003	W/H TAX DIV MWD	(3,667)	-	* [1]	-	-	259,885,142	-	-	-	-
2/3/2003	W/H TAX DIV VZ	(15,603)	-	* [1]	-	-	259,885,142	-	-	-	-
2/3/2003	W/H TAX DIV PHA	(4,584)	-	* [1]	-	-	259,885,142	-	-	-	-
2/3/2003	W/H TAX DIV SBC	(13,275)	-	* [1]	-	-	259,885,142	-	-	-	-
2/10/2003	W/H TAX DIV TXN	(965)	-	* [1]	-	-	259,885,142	-	-	-	-
2/14/2003	W/H TAX DIV PFE	(24,353)	-	* [1]	-	-	259,885,142	-	-	-	-
2/14/2003	W/H TAX DIV CL	(2,620)	-	* [1]	-	-	259,885,142	-	-	-	-
2/14/2003	W/H TAX DIV PG	(13,922)	-	* [1]	-	-	259,885,142	-	-	-	-
2/27/2003	W/H TAX DIV GS	(1,455)	-	* [1]	-	-	259,885,142	-	-	-	-
2/28/2003	W/H TAX DIV C	(27,299)	-	* [1]	-	-	259,885,142	-	-	-	-
2/28/2003	W/H TAX DIV MER	(3,599)	-	* [1]	-	-	259,885,142	-	-	-	-
3/3/2003	W/H TAX DIV WFC	(13,451)	-	* [1]	-	-	259,885,142	-	-	-	-
3/3/2003	W/H TAX DIV INTC	(3,515)	-	* [1]	-	-	259,885,142	-	-	-	-
3/5/2003	W/H 1/31/03G	(4,527)	-	* [1]	-	-	259,885,142	-	-	-	-
3/7/2003	W/H TAX DIV MSFT	(17,703)	-	* [1]	-	-	259,885,142	-	-	-	-
3/7/2003	W/H TAX DIV BA	(3,711)	-	* [1]	-	-	259,885,142	-	-	-	-
3/10/2003	W/H TAX DIV BUD	(4,257)	-	* [1]	-	-	259,885,142	-	-	-	-
3/10/2003	W/H TAX DIV IBM	(6,648)	-	* [1]	-	-	259,885,142	-	-	-	-

Column 1	Column 2	Column 3	Column 4	Column 5	Column 6	Column 7	Column 8	Column 9	Column 10	Column 11	Column 12
<u>Date</u>	<u>Transaction Description</u>	<u>Transaction Amount Reported in Customer Statement</u>	<u>Cash Deposits</u>	<u>Cash Withdrawals</u>	<u>Transfers of Principal In</u>	<u>Transfers of Principal Out</u>	<u>Balance of Principal</u>	<u>90-Day Preferential Transfers</u>	<u>2-Year Cash Withdrawals</u>	<u>6-Year Cash Withdrawals</u>	<u>Full History Cash Withdrawals</u>
3/10/2003	W/H TAX DIV UTX	(2,971)	-	* [1]	-	-	259,885,142	-	-	-	-
3/10/2003	W/H TAX DIV XOM	(40,842)	-	* [1]	-	-	259,885,142	-	-	-	-
3/11/2003	W/H TAX DIV JNJ	(16,016)	-	* [1]	-	-	259,885,142	-	-	-	-
3/12/2003	W/H TAX DIV MMM	(4,995)	-	* [1]	-	-	259,885,142	-	-	-	-
3/14/2003	W/H TAX DIV DD	(9,338)	-	* [1]	-	-	259,885,142	-	-	-	-
3/17/2003	FIDELITY SPARTAN U S TREASURY MONEY MARKET	(42)	-	* [1]	-	-	259,885,142	-	-	-	-
4/7/2003	W/H TAX DIV WMT	(12,710)	-	* [1]	-	-	259,885,142	-	-	-	-
4/9/2003	W/H TAX DIV HPQ	(8,015)	-	* [1]	-	-	259,885,142	-	-	-	-
4/15/2003	FIDELITY SPARTAN U S TREASURY MONEY MARKET	(19)	-	* [1]	-	-	259,885,142	-	-	-	-
5/9/2003	FIDELITY SPARTAN U S TREASURY MONEY MARKET	(4)	-	* [1]	-	-	259,885,142	-	-	-	-
5/13/2003	CHECK WIRE	25,000,000	25,000,000	-	-	-	284,885,142	-	-	-	-
5/19/2003	FIDELITY SPARTAN U S TREASURY MONEY MARKET	(11)	-	* [1]	-	-	284,885,142	-	-	-	-
5/28/2003	W/H TAX DIV MER	(3,130)	-	* [1]	-	-	284,885,142	-	-	-	-
5/30/2003	FIDELITY SPARTAN U S TREASURY MONEY MARKET	(1)	-	* [1]	-	-	284,885,142	-	-	-	-
6/2/2003	CHECK WIRE	10,000,000	10,000,000	-	-	-	294,885,142	-	-	-	-
6/2/2003	W/H TAX DIV WFC	(11,739)	-	* [1]	-	-	294,885,142	-	-	-	-
6/2/2003	W/H TAX DIV INTC	(1,694)	-	* [1]	-	-	294,885,142	-	-	-	-
6/5/2003	W/H TAX DIV PFE	(28,105)	-	* [1]	-	-	294,885,142	-	-	-	-
6/9/2003	W/H TAX DIV BUD	(3,815)	-	* [1]	-	-	294,885,142	-	-	-	-
6/10/2003	W/H TAX DIV JNJ	(16,695)	-	* [1]	-	-	294,885,142	-	-	-	-
6/10/2003	W/H TAX DIV UTX	(2,935)	-	* [1]	-	-	294,885,142	-	-	-	-
6/10/2003	W/H TAX DIV IBM	(6,261)	-	* [1]	-	-	294,885,142	-	-	-	-
6/10/2003	W/H TAX DIV XOM	(39,378)	-	* [1]	-	-	294,885,142	-	-	-	-
6/12/2003	W/H TAX DIV MMM	(5,739)	-	* [1]	-	-	294,885,142	-	-	-	-
6/12/2003	W/H TAX DIV DD	(8,369)	-	* [1]	-	-	294,885,142	-	-	-	-
6/20/2003	W/H TAX DIV AIG	(3,752)	-	* [1]	-	-	294,885,142	-	-	-	-
6/25/2003	FIDELITY SPARTAN U S TREASURY MONEY MARKET	(8)	-	* [1]	-	-	294,885,142	-	-	-	-
6/26/2003	W/H TAX DIV HD	(4,288)	-	* [1]	-	-	294,885,142	-	-	-	-
6/27/2003	W/H TAX DIV BAC	(29,307)	-	* [1]	-	-	294,885,142	-	-	-	-
6/30/2003	W/H TAX DIV PEP	(8,455)	-	* [1]	-	-	294,885,142	-	-	-	-
7/1/2003	W/H TAX DIV ONE	(7,587)	-	* [1]	-	-	294,885,142	-	-	-	-
7/1/2003	W/H TAX DIV MRK	(24,507)	-	* [1]	-	-	294,885,142	-	-	-	-
7/1/2003	W/H TAX DIV KO	(16,815)	-	* [1]	-	-	294,885,142	-	-	-	-
7/1/2003	W/H TAX DIV ALL	(4,000)	-	* [1]	-	-	294,885,142	-	-	-	-
7/3/2003	W/H TAX DIV SLB	(2,446)	-	* [1]	-	-	294,885,142	-	-	-	-
7/7/2003	W/H TAX DIV WMT	(5,675)	-	* [1]	-	-	294,885,142	-	-	-	-
7/8/2003	W/H TAX DIV MO	(40,663)	-	* [1]	-	-	294,885,142	-	-	-	-
7/9/2003	W/H TAX DIV HPQ	(7,501)	-	* [1]	-	-	294,885,142	-	-	-	-
7/10/2003	FIDELITY SPARTAN U S TREASURY MONEY MARKET	(3)	-	* [1]	-	-	294,885,142	-	-	-	-
7/17/2003	CHECK WIRE	(15,000,000)	-	(15,000,000)	-	-	279,885,142	-	-	(15,000,000)	(15,000,000)
7/21/2003	FIDELITY SPARTAN U S TREASURY MONEY MARKET	(1)	-	* [1]	-	-	279,885,142	-	-	-	-
7/31/2003	W/H TAX DIV MWD	(7,354)	-	* [1]	-	-	279,885,142	-	-	-	-
8/1/2003	W/H TAX DIV SBC	(36,692)	-	* [1]	-	-	279,885,142	-	-	-	-
8/1/2003	W/H TAX DIV VZ	(30,776)	-	* [1]	-	-	279,885,142	-	-	-	-
8/15/2003	W/H TAX DIV CL	(3,837)	-	* [1]	-	-	279,885,142	-	-	-	-
8/15/2003	W/H TAX DIV PG	(16,974)	-	* [1]	-	-	279,885,142	-	-	-	-
8/18/2003	W/H TAX DIV TXN	(1,059)	-	* [1]	-	-	279,885,142	-	-	-	-
8/22/2003	W/H TAX DIV C	(52,533)	-	* [1]	-	-	279,885,142	-	-	-	-
8/27/2003	W/H TAX DIV MER	(4,263)	-	* [1]	-	-	279,885,142	-	-	-	-
8/28/2003	W/H TAX DIV GS	(3,331)	-	* [1]	-	-	279,885,142	-	-	-	-
9/2/2003	W/H TAX DIV INTC	(3,799)	-	* [1]	-	-	279,885,142	-	-	-	-
9/2/2003	W/H TAX DIV WFC	(21,583)	-	* [1]	-	-	279,885,142	-	-	-	-
9/4/2003	W/H TAX DIV PFE	(21,179)	-	* [1]	-	-	279,885,142	-	-	-	-
9/5/2003	FIDELITY SPARTAN U S TREASURY MONEY MARKET	(21)	-	* [1]	-	-	279,885,142	-	-	-	-
9/5/2003	W/H TAX DIV BA	(2,528)	-	* [1]	-	-	279,885,142	-	-	-	-
9/5/2003	W/H TAX DIV G	(4,763)	-	* [1]	-	-	279,885,142	-	-	-	-
9/9/2003	W/H TAX DIV BUD	(5,276)	-	* [1]	-	-	279,885,142	-	-	-	-



Column 1	Column 2	Column 3	Column 4	Column 5	Column 6	Column 7	Column 8	Column 9	Column 10	Column 11	Column 12
Date	Transaction Description	Transaction Amount Reported in Customer Statement	Cash Deposits	Cash Withdrawals	Transfers of Principal In	Transfers of Principal Out	Balance of Principal	90-Day Preferential Transfers	2-Year Cash Withdrawals	6-Year Cash Withdrawals	Full History Cash Withdrawals
9/10/2003	W/H TAX DIV IBM	(8,100)	-	* [1]	-	-	279,885,142	-	-	-	-
9/10/2003	W/H TAX DIV XOM	(48,467)	-	* [1]	-	-	279,885,142	-	-	-	-
9/10/2003	FIDELITY SPARTAN U S TREASURY MONEY MARKET	(1)	-	* [1]	-	-	279,885,142	-	-	-	-
9/12/2003	W/H TAX DIV DD	(6,360)	-	* [1]	-	-	279,885,142	-	-	-	-
9/19/2003	W/H TAX DIV AIG	(1,607)	-	* [1]	-	-	279,885,142	-	-	-	-
9/23/2003	FIDELITY SPARTAN U S TREASURY MONEY MARKET	(14)	-	* [1]	-	-	279,885,142	-	-	-	-
9/26/2003	W/H TAX DIV BAC	(11,595)	-	* [1]	-	-	279,885,142	-	-	-	-
9/30/2003	W/H TAX DIV PEP	(6,276)	-	* [1]	-	-	279,885,142	-	-	-	-
10/1/2003	W/H TAX DIV ONE	(6,710)	-	* [1]	-	-	279,885,142	-	-	-	-
10/1/2003	W/H TAX DIV MRK	(7,887)	-	* [1]	-	-	279,885,142	-	-	-	-
10/1/2003	W/H TAX DIV KO	(12,451)	-	* [1]	-	-	279,885,142	-	-	-	-
10/1/2003	W/H TAX DIV VIA.B	(1,883)	-	* [1]	-	-	279,885,142	-	-	-	-
10/8/2003	CHECK WIRE	10,000,000	10,000,000	-	-	-	289,885,142	-	-	-	-
10/8/2003	W/H TAX DIV HPQ	(5,616)	-	* [1]	-	-	289,885,142	-	-	-	-
10/9/2003	W/H TAX DIV MO	(32,290)	-	* [1]	-	-	289,885,142	-	-	-	-
10/14/2003	FIDELITY SPARTAN U S TREASURY MONEY MARKET	(8)	-	* [1]	-	-	289,885,142	-	-	-	-
10/31/2003	CHECK WIRE	10,000,000	10,000,000	-	-	-	299,885,142	-	-	-	-
10/31/2003	W/H TAX DIV MWD	(4,970)	-	* [1]	-	-	299,885,142	-	-	-	-
11/3/2003	W/H TAX DIV SBC	(6,663)	-	* [1]	-	-	299,885,142	-	-	-	-
11/3/2003	W/H TAX DIV SBC	(18,824)	-	* [1]	-	-	299,885,142	-	-	-	-
11/3/2003	W/H TAX DIV VZ	(21,494)	-	* [1]	-	-	299,885,142	-	-	-	-
11/7/2003	W/H TAX DIV MSFT	(52,893)	-	* [1]	-	-	299,885,142	-	-	-	-
11/14/2003	W/H TAX DIV PG	(17,793)	-	* [1]	-	-	299,885,142	-	-	-	-
11/17/2003	W/H TAX DIV TXN	(1,141)	-	* [1]	-	-	299,885,142	-	-	-	-
11/24/2003	W/H TAX DIV GS	(3,414)	-	* [1]	-	-	299,885,142	-	-	-	-
11/25/2003	FIDELITY SPARTAN U S TREASURY MONEY MARKET	(14)	-	* [1]	-	-	299,885,142	-	-	-	-
11/26/2003	W/H TAX DIV C	(55,122)	-	* [1]	-	-	299,885,142	-	-	-	-
11/26/2003	W/H TAX DIV MER	(4,659)	-	* [1]	-	-	299,885,142	-	-	-	-
12/1/2003	W/H TAX DIV MCD	(15,296)	-	* [1]	-	-	299,885,142	-	-	-	-
12/1/2003	W/H TAX DIV INTC	(4,062)	-	* [1]	-	-	299,885,142	-	-	-	-
12/1/2003	W/H TAX DIV WFC	(23,354)	-	* [1]	-	-	299,885,142	-	-	-	-
12/4/2003	W/H TAX DIV PFE	(35,506)	-	* [1]	-	-	299,885,142	-	-	-	-
12/5/2003	W/H TAX DIV G	(4,883)	-	* [1]	-	-	299,885,142	-	-	-	-
12/9/2003	CHECK WIRE	15,000,000	15,000,000	-	-	-	314,885,142	-	-	-	-
12/9/2003	W/H TAX DIV JNJ	(21,633)	-	* [1]	-	-	314,885,142	-	-	-	-
12/9/2003	W/H TAX DIV BUD	(5,408)	-	* [1]	-	-	314,885,142	-	-	-	-
12/10/2003	W/H TAX DIV UTX	(4,780)	-	* [1]	-	-	314,885,142	-	-	-	-
12/10/2003	W/H TAX DIV XOM	(50,749)	-	* [1]	-	-	314,885,142	-	-	-	-
12/10/2003	W/H TAX DIV IBM	(8,304)	-	* [1]	-	-	314,885,142	-	-	-	-
12/12/2003	W/H TAX DIV MMM	(4,310)	-	* [1]	-	-	314,885,142	-	-	-	-
12/15/2003	W/H TAX DIV DD	(10,516)	-	* [1]	-	-	314,885,142	-	-	-	-
12/16/2003	FIDELITY SPARTAN U S TREASURY MONEY MARKET	(2)	-	* [1]	-	-	314,885,142	-	-	-	-
12/31/2003	FIDELITY SPARTAN U S TREASURY MONEY MARKET	(0)	-	* [1]	-	-	314,885,142	-	-	-	-
1/2/2004	W/H TAX DIV PEP	(1,834)	-	* [1]	-	-	314,885,142	-	-	-	-
1/2/2004	W/H TAX DIV ONE	(1,810)	-	* [1]	-	-	314,885,142	-	-	-	-
1/5/2004	W/H TAX DIV WMT	(2,606)	-	* [1]	-	-	314,885,142	-	-	-	-
1/6/2004	W/H TAX DIV DIS	(2,914)	-	* [1]	-	-	314,885,142	-	-	-	-
1/7/2004	W/H TAX DIV HPQ	(1,641)	-	* [1]	-	-	314,885,142	-	-	-	-
1/8/2004	FIDELITY SPARTAN U S TREASURY MONEY MARKET	(1)	-	* [1]	-	-	314,885,142	-	-	-	-
1/9/2004	W/H TAX DIV MO	(9,436)	-	* [1]	-	-	314,885,142	-	-	-	-
1/15/2004	FIDELITY SPARTAN U S TREASURY MONEY MARKET	(0)	-	* [1]	-	-	314,885,142	-	-	-	-
1/30/2004	W/H TAX DIV MWD	(3,085)	-	* [1]	-	-	314,885,142	-	-	-	-
2/2/2004	W/H TAX DIV SBC	(11,891)	-	* [1]	-	-	314,885,142	-	-	-	-
2/2/2004	W/H TAX DIV VZ	(12,274)	-	* [1]	-	-	314,885,142	-	-	-	-
2/17/2004	W/H TAX DIV PG	(18,608)	-	* [1]	-	-	314,885,142	-	-	-	-
2/26/2004	W/H TAX DIV GS	(3,408)	-	* [1]	-	-	314,885,142	-	-	-	-
2/27/2004	W/H TAX DIV C	(63,252)	-	* [1]	-	-	314,885,142	-	-	-	-

Column 1	Column 2	Column 3	Column 4	Column 5	Column 6	Column 7	Column 8	Column 9	Column 10	Column 11	Column 12
Date	Transaction Description	Transaction Amount Reported in Customer Statement	Cash Deposits	Cash Withdrawals	Transfers of Principal In	Transfers of Principal Out	Balance of Principal	90-Day Preferential Transfers	2-Year Cash Withdrawals	6-Year Cash Withdrawals	Full History Cash Withdrawals
2/27/2004	W/H TAX DIV MER	(4,798)	-	* [1]	-	-	314,885,142	-	-	-	-
3/1/2004	W/H TAX DIV INTC	(7,927)	-	* [1]	-	-	314,885,142	-	-	-	-
3/1/2004	W/H TAX DIV WFC	(23,311)	-	* [1]	-	-	314,885,142	-	-	-	-
3/5/2004	W/H TAX DIV BA	(4,171)	-	* [1]	-	-	314,885,142	-	-	-	-
3/5/2004	W/H TAX DIV PFE	(39,541)	-	* [1]	-	-	314,885,142	-	-	-	-
3/5/2004	W/H TAX DIV G	(4,873)	-	* [1]	-	-	314,885,142	-	-	-	-
3/9/2004	W/H TAX DIV BUD	(5,398)	-	* [1]	-	-	314,885,142	-	-	-	-
3/9/2004	W/H TAX DIV JNJ	(21,797)	-	* [1]	-	-	314,885,142	-	-	-	-
3/10/2004	W/H TAX DIV UTX	(3,006)	-	* [1]	-	-	314,885,142	-	-	-	-
3/10/2004	W/H TAX DIV IBM	(8,288)	-	* [1]	-	-	314,885,142	-	-	-	-
3/10/2004	W/H TAX DIV XOM	(50,651)	-	* [1]	-	-	314,885,142	-	-	-	-
3/12/2004	W/H TAX DIV MMM	(5,565)	-	* [1]	-	-	314,885,142	-	-	-	-
3/15/2004	W/H TAX DIV DD	(10,497)	-	* [1]	-	-	314,885,142	-	-	-	-
4/6/2004	FIDELITY SPARTAN U S TREASURY MONEY MARKET	(46)	-	* [1]	-	-	314,885,142	-	-	-	-
4/8/2004	FIDELITY SPARTAN U S TREASURY MONEY MARKET	(0)	-	* [1]	-	-	314,885,142	-	-	-	-
4/19/2004	CHECK WIRE	(20,000,000)	-	(20,000,000)	-	-	294,885,142	-	-	(20,000,000)	(20,000,000)
4/19/2004	FIDELITY SPARTAN U S TREASURY MONEY MARKET	(0)	-	* [1]	-	-	294,885,142	-	-	-	-
4/30/2004	W/H TAX DIV JPM	(5,051)	-	* [1]	-	-	294,885,142	-	-	-	-
4/30/2004	W/H TAX DIV MWD	(6,576)	-	* [1]	-	-	294,885,142	-	-	-	-
5/3/2004	W/H TAX DIV SBC	(24,911)	-	* [1]	-	-	294,885,142	-	-	-	-
5/3/2004	W/H TAX DIV VZ	(25,319)	-	* [1]	-	-	294,885,142	-	-	-	-
5/14/2004	W/H TAX DIV PG	(18,396)	-	* [1]	-	-	294,885,142	-	-	-	-
5/17/2004	W/H TAX DIV TXN	(1,073)	-	* [1]	-	-	294,885,142	-	-	-	-
5/26/2004	W/H TAX DIV MER	(4,625)	-	* [1]	-	-	294,885,142	-	-	-	-
5/27/2004	W/H TAX DIV GS	(3,285)	-	* [1]	-	-	294,885,142	-	-	-	-
5/28/2004	W/H TAX DIV C	(59,918)	-	* [1]	-	-	294,885,142	-	-	-	-
6/1/2004	W/H TAX DIV WFC	(22,469)	-	* [1]	-	-	294,885,142	-	-	-	-
6/1/2004	W/H TAX DIV INTC	(7,485)	-	* [1]	-	-	294,885,142	-	-	-	-
6/4/2004	W/H TAX DIV G	(4,698)	-	* [1]	-	-	294,885,142	-	-	-	-
6/4/2004	W/H TAX DIV PFE	(37,423)	-	* [1]	-	-	294,885,142	-	-	-	-
6/7/2004	FIDELITY SPARTAN U S TREASURY MONEY MARKET	(19)	-	* [1]	-	-	294,885,142	-	-	-	-
6/7/2004	W/H TAX DIV WMT	(11,034)	-	* [1]	-	-	294,885,142	-	-	-	-
6/8/2004	W/H TAX DIV JNJ	(24,541)	-	* [1]	-	-	294,885,142	-	-	-	-
6/9/2004	W/H TAX DIV BUD	(5,203)	-	* [1]	-	-	294,885,142	-	-	-	-
6/10/2004	CHECK WIRE	10,000,000	10,000,000	-	-	-	304,885,142	-	-	-	-
6/10/2004	W/H TAX DIV IBM	(8,988)	-	* [1]	-	-	304,885,142	-	-	-	-
6/10/2004	W/H TAX DIV UTX	(3,753)	-	* [1]	-	-	304,885,142	-	-	-	-
6/10/2004	W/H TAX DIV XOM	(51,088)	-	* [1]	-	-	304,885,142	-	-	-	-
6/11/2004	W/H TAX DIV BA	(3,217)	-	* [1]	-	-	304,885,142	-	-	-	-
6/14/2004	W/H TAX DIV DD	(10,118)	-	* [1]	-	-	304,885,142	-	-	-	-
6/14/2004	W/H TAX DIV MMM	(5,790)	-	* [1]	-	-	304,885,142	-	-	-	-
6/18/2004	FIDELITY SPARTAN U S TREASURY MONEY MARKET	(1)	-	* [1]	-	-	304,885,142	-	-	-	-
6/24/2004	W/H TAX DIV HD	(5,813)	-	* [1]	-	-	304,885,142	-	-	-	-
6/30/2004	W/H TAX DIV PEP	(11,955)	-	* [1]	-	-	304,885,142	-	-	-	-
7/1/2004	W/H TAX DIV KO	(18,466)	-	* [1]	-	-	304,885,142	-	-	-	-
7/7/2004	W/H TAX DIV HPQ	(7,441)	-	* [1]	-	-	304,885,142	-	-	-	-
7/9/2004	W/H TAX DIV MO	(42,135)	-	* [1]	-	-	304,885,142	-	-	-	-
7/26/2004	W/H TAX DIV GE	(6,830)	-	* [1]	-	-	304,885,142	-	-	-	-
8/18/2004	FIDELITY SPARTAN U S TREASURY MONEY MARKET	(91)	-	* [1]	-	-	304,885,142	-	-	-	-
8/23/2004	FIDELITY SPARTAN U S TREASURY MONEY MARKET	(0)	-	* [1]	-	-	304,885,142	-	-	-	-
9/7/2004	W/H TAX DIV WMT	(13,559)	-	* [1]	-	-	304,885,142	-	-	-	-
9/10/2004	W/H TAX DIV UTX	(4,563)	-	* [1]	-	-	304,885,142	-	-	-	-
9/13/2004	W/H TAX DIV MMM	(7,040)	-	* [1]	-	-	304,885,142	-	-	-	-
9/14/2004	W/H TAX DIV MSFT	(28,441)	-	* [1]	-	-	304,885,142	-	-	-	-
9/16/2004	W/H TAX DIV HD	(6,325)	-	* [1]	-	-	304,885,142	-	-	-	-
9/17/2004	W/H TAX DIV AIG	(6,473)	-	* [1]	-	-	304,885,142	-	-	-	-
9/24/2004	W/H TAX DIV BAC	(61,609)	-	* [1]	-	-	304,885,142	-	-	-	-

Column 1	Column 2	Column 3	Column 4	Column 5	Column 6	Column 7	Column 8	Column 9	Column 10	Column 11	Column 12
Date	Transaction Description	Transaction Amount Reported in Customer Statement	Cash Deposits	Cash Withdrawals	Transfers of Principal In	Transfers of Principal Out	Balance of Principal	90-Day Preferential Transfers	2-Year Cash Withdrawals	6-Year Cash Withdrawals	Full History Cash Withdrawals
9/30/2004	W/H TAX DIV PEP	(13,006)	-	* [1]	-	-	304,885,142	-	-	-	-
10/1/2004	W/H TAX DIV MRK	(28,275)	-	* [1]	-	-	304,885,142	-	-	-	-
10/1/2004	W/H TAX DIV VIA.B	(3,491)	-	* [1]	-	-	304,885,142	-	-	-	-
10/1/2004	W/H TAX DIV KO	(20,090)	-	* [1]	-	-	304,885,142	-	-	-	-
10/6/2004	W/H TAX DIV HPQ	(8,096)	-	* [1]	-	-	304,885,142	-	-	-	-
10/12/2004	W/H TAX DIV MO	(49,972)	-	* [1]	-	-	304,885,142	-	-	-	-
11/1/2004	CHECK WIRE	20,000,000	20,000,000	-	-	-	324,885,142	-	-	-	-
11/3/2004	FIDELITY SPARTAN U S TREASURY MONEY MARKET	(69)	-	* [1]	-	-	324,885,142	-	-	-	-
11/4/2004	FIDELITY SPARTAN U S TREASURY MONEY MARKET	(0)	-	* [1]	-	-	324,885,142	-	-	-	-
11/9/2004	FIDELITY SPARTAN U S TREASURY MONEY MARKET	(1)	-	* [1]	-	-	324,885,142	-	-	-	-
11/24/2004	W/H TAX DIV MER	(2,642)	-	* [1]	-	-	324,885,142	-	-	-	-
11/29/2004	CHECK WIRE	30,000,000	30,000,000	-	-	-	354,885,142	-	-	-	-
12/1/2004	W/H TAX DIV WFC	(13,691)	-	* [1]	-	-	354,885,142	-	-	-	-
12/1/2004	W/H TAX DIV INTC	(4,349)	-	* [1]	-	-	354,885,142	-	-	-	-
12/3/2004	W/H TAX DIV BA	(4,396)	-	* [1]	-	-	354,885,142	-	-	-	-
12/3/2004	W/H TAX DIV PFE	(35,066)	-	* [1]	-	-	354,885,142	-	-	-	-
12/7/2004	W/H TAX DIV JNJ	(8,844)	-	* [1]	-	-	354,885,142	-	-	-	-
12/10/2004	W/H TAX DIV IBM	(8,353)	-	* [1]	-	-	354,885,142	-	-	-	-
12/10/2004	W/H TAX DIV XOM	(48,138)	-	* [1]	-	-	354,885,142	-	-	-	-
12/13/2004	FIDELITY SPARTAN U S TREASURY MONEY MARKET	(86)	-	* [1]	-	-	354,885,142	-	-	-	-
12/14/2004	W/H TAX DIV DD	(9,403)	-	* [1]	-	-	354,885,142	-	-	-	-
12/16/2004	FIDELITY SPARTAN U S TREASURY MONEY MARKET	(1)	-	* [1]	-	-	354,885,142	-	-	-	-
12/21/2004	CHECK WIRE	30,000,000	30,000,000	-	-	-	384,885,142	-	-	-	-
12/31/2004	FIDELITY SPARTAN U S TREASURY MONEY MARKET	(7)	-	* [1]	-	-	384,885,142	-	-	-	-
1/3/2005	W/H TAX DIV WMT	(4,976)	-	* [1]	-	-	384,885,142	-	-	-	-
2/14/2005	W/H TAX DIV TXN	(1,591)	-	* [1]	-	-	384,885,142	-	-	-	-
2/24/2005	W/H TAX DIV GS	(663)	-	* [1]	-	-	384,885,142	-	-	-	-
2/25/2005	W/H TAX DIV C	(84,005)	-	* [1]	-	-	384,885,142	-	-	-	-
2/28/2005	W/H TAX DIV MER	(5,359)	-	* [1]	-	-	384,885,142	-	-	-	-
3/1/2005	W/H TAX DIV WFC	(30,547)	-	* [1]	-	-	384,885,142	-	-	-	-
3/1/2005	W/H TAX DIV INTC	(18,690)	-	* [1]	-	-	384,885,142	-	-	-	-
3/2/2005	CHECK WIRE	15,000,000	15,000,000	-	-	-	399,885,142	-	-	-	-
3/4/2005	W/H TAX DIV BA	(7,536)	-	* [1]	-	-	399,885,142	-	-	-	-
3/4/2005	W/H TAX DIV G	(5,987)	-	* [1]	-	-	399,885,142	-	-	-	-
3/7/2005	FIDELITY SPARTAN U S TREASURY MONEY MARKET	(71)	-	* [1]	-	-	399,885,142	-	-	-	-
3/8/2005	W/H TAX DIV PFE	(52,822)	-	* [1]	-	-	399,885,142	-	-	-	-
3/8/2005	W/H TAX DIV JNJ	(31,262)	-	* [1]	-	-	399,885,142	-	-	-	-
3/9/2005	W/H TAX DIV BUD	(7,386)	-	* [1]	-	-	399,885,142	-	-	-	-
3/10/2005	W/H TAX DIV MSFT	(32,021)	-	* [1]	-	-	399,885,142	-	-	-	-
3/10/2005	W/H TAX DIV UTX	(8,843)	-	* [1]	-	-	399,885,142	-	-	-	-
3/10/2005	W/H TAX DIV XOM	(64,210)	-	* [1]	-	-	399,885,142	-	-	-	-
3/10/2005	W/H TAX DIV IBM	(10,852)	-	* [1]	-	-	399,885,142	-	-	-	-
3/14/2005	W/H TAX DIV MMM	(12,661)	-	* [1]	-	-	399,885,142	-	-	-	-
3/14/2005	W/H TAX DIV DD	(12,896)	-	* [1]	-	-	399,885,142	-	-	-	-
3/18/2005	W/H TAX DIV AIG	(12,142)	-	* [1]	-	-	399,885,142	-	-	-	-
3/24/2005	W/H TAX DIV HD	(8,039)	-	* [1]	-	-	399,885,142	-	-	-	-
3/28/2005	W/H TAX DIV BAC	(67,071)	-	* [1]	-	-	399,885,142	-	-	-	-
3/31/2005	W/H TAX DIV PEP	(14,637)	-	* [1]	-	-	399,885,142	-	-	-	-
4/1/2005	W/H TAX DIV KO	(19,751)	-	* [1]	-	-	399,885,142	-	-	-	-
4/1/2005	W/H TAX DIV VIA.B	(4,455)	-	* [1]	-	-	399,885,142	-	-	-	-
4/1/2005	W/H TAX DIV MRK	(30,547)	-	* [1]	-	-	399,885,142	-	-	-	-
4/7/2005	W/H TAX DIV HPQ	(4,414)	-	* [1]	-	-	399,885,142	-	-	-	-
4/11/2005	W/H TAX DIV MO	(43,866)	-	* [1]	-	-	399,885,142	-	-	-	-
4/13/2005	FIDELITY SPARTAN U S TREASURY MONEY MARKET	(35)	-	* [1]	-	-	399,885,142	-	-	-	-
4/25/2005	W/H TAX DIV GE	(85,662)	-	* [1]	-	-	399,885,142	-	-	-	-
5/23/2005	FIDELITY SPARTAN U S TREASURY MONEY MARKET	(21)	-	* [1]	-	-	399,885,142	-	-	-	-
5/31/2005	CHECK WIRE	(10,000,000)	-	(10,000,000)	-	-	389,885,142	-	-	(10,000,000)	(10,000,000)
5/31/2005	FIDELITY SPARTAN U S TREASURY MONEY MARKET	(16)	-	* [1]	-	-	389,885,142	-	-	-	-



Column 1	Column 2	Column 3	Column 4	Column 5	Column 6	Column 7	Column 8	Column 9	Column 10	Column 11	Column 12
Date	Transaction Description	Transaction Amount Reported in Customer Statement	Cash Deposits	Cash Withdrawals	Transfers of Principal In	Transfers of Principal Out	Balance of Principal	90-Day Preferential Transfers	2-Year Cash Withdrawals	6-Year Cash Withdrawals	Full History Cash Withdrawals
12/13/2005	W/H TAX DIV JNJ	(32,204)	-	* [1]	-	-	259,885,142	-	-	-	-
12/15/2005	W/H TAX DIV KO	(18,633)	-	* [1]	-	-	259,885,142	-	-	-	-
12/15/2005	W/H TAX DIV HD	(6,911)	-	* [1]	-	-	259,885,142	-	-	-	-
12/15/2005	W/H TAX DIV TWX	(7,583)	-	* [1]	-	-	259,885,142	-	-	-	-
12/16/2005	W/H TAX DIV AIG	(12,526)	-	* [1]	-	-	259,885,142	-	-	-	-
12/16/2005	FIDELITY SPARTAN U S TREASURY MONEY MARKET	(1)	-	* [1]	-	-	259,885,142	-	-	-	-
12/22/2005	FIDELITY SPARTAN U S TREASURY MONEY MARKET	(17)	-	* [1]	-	-	259,885,142	-	-	-	-
12/23/2005	W/H TAX DIV BAC	(64,790)	-	* [1]	-	-	259,885,142	-	-	-	-
12/30/2005	FIDELITY SPARTAN U S TREASURY MONEY MARKET	(4)	-	* [1]	-	-	259,885,142	-	-	-	-
12/30/2005	W/H TAX DIV S	(2,376)	-	* [1]	-	-	259,885,142	-	-	-	-
1/3/2006	W/H TAX DIV VIA.B	(3,628)	-	* [1]	-	-	259,885,142	-	-	-	-
1/3/2006	W/H TAX DIV WMT	(7,982)	-	* [1]	-	-	259,885,142	-	-	-	-
1/3/2006	W/H TAX DIV PEP	(14,225)	-	* [1]	-	-	259,885,142	-	-	-	-
1/3/2006	W/H TAX DIV MRK	(27,356)	-	* [1]	-	-	259,885,142	-	-	-	-
1/4/2006	W/H TAX DIV HPQ	(7,454)	-	* [1]	-	-	259,885,142	-	-	-	-
1/6/2006	W/H TAX DIV DIS	(17,882)	-	* [1]	-	-	259,885,142	-	-	-	-
1/13/2006	FIDELITY SPARTAN U S TREASURY MONEY MARKET	(18)	-	* [1]	-	-	259,885,142	-	-	-	-
1/31/2006	FIDELITY SPARTAN U S TREASURY MONEY MARKET	(29)	-	* [1]	-	-	259,885,142	-	-	-	-
1/31/2006	W/H TAX DIV MS	(9,348)	-	* [1]	-	-	259,885,142	-	-	-	-
2/1/2006	W/H TAX DIV VZ	(8,456)	-	* [1]	-	-	259,885,142	-	-	-	-
2/1/2006	W/H TAX DIV T	(9,720)	-	* [1]	-	-	259,885,142	-	-	-	-
2/13/2006	W/H TAX DIV TXN	(1,526)	-	* [1]	-	-	259,885,142	-	-	-	-
2/15/2006	W/H TAX DIV ABT	(13,488)	-	* [1]	-	-	259,885,142	-	-	-	-
2/15/2006	W/H TAX DIV PG	(29,890)	-	* [1]	-	-	259,885,142	-	-	-	-
2/23/2006	W/H TAX DIV GS	(3,606)	-	* [1]	-	-	259,885,142	-	-	-	-
2/24/2006	W/H TAX DIV C	(78,312)	-	* [1]	-	-	259,885,142	-	-	-	-
2/28/2006	FIDELITY SPARTAN U S TREASURY MONEY MARKET	(45)	-	* [1]	-	-	259,885,142	-	-	-	-
2/28/2006	W/H TAX DIV MER	(7,213)	-	* [1]	-	-	259,885,142	-	-	-	-
3/1/2006	CHECK WIRE	(25,000,000)	-	(25,000,000)	-	-	234,885,142	-	-	(25,000,000)	(25,000,000)
3/1/2006	W/H TAX DIV INTC	(18,981)	-	* [1]	-	-	234,885,142	-	-	-	-
3/1/2006	W/H TAX DIV WFC	(27,005)	-	* [1]	-	-	234,885,142	-	-	-	-
3/1/2006	FIDELITY SPARTAN U S TREASURY MONEY MARKET	(1)	-	* [1]	-	-	234,885,142	-	-	-	-
3/3/2006	W/H TAX DIV BA	(7,790)	-	* [1]	-	-	234,885,142	-	-	-	-
3/7/2006	W/H TAX DIV PFE	(55,941)	-	* [1]	-	-	234,885,142	-	-	-	-
3/7/2006	W/H TAX DIV UPS	(13,156)	-	* [1]	-	-	234,885,142	-	-	-	-
3/9/2006	W/H TAX DIV MSFT	(26,163)	-	* [1]	-	-	234,885,142	-	-	-	-
3/10/2006	W/H TAX DIV TGT	(2,885)	-	* [1]	-	-	234,885,142	-	-	-	-
3/10/2006	W/H TAX DIV XOM	(62,626)	-	* [1]	-	-	234,885,142	-	-	-	-
3/10/2006	W/H TAX DIV IBM	(9,923)	-	* [1]	-	-	234,885,142	-	-	-	-
3/10/2006	W/H TAX DIV UTX	(6,982)	-	* [1]	-	-	234,885,142	-	-	-	-
3/10/2006	FIDELITY SPARTAN U S TREASURY MONEY MARKET	(3)	-	* [1]	-	-	234,885,142	-	-	-	-
3/10/2006	W/H TAX DIV CVX	(31,985)	-	* [1]	-	-	234,885,142	-	-	-	-
3/13/2006	W/H TAX DIV MMM	(10,617)	-	* [1]	-	-	234,885,142	-	-	-	-
3/14/2006	W/H TAX DIV JNJ	(31,419)	-	* [1]	-	-	234,885,142	-	-	-	-
3/15/2006	W/H TAX DIV TWX	(7,385)	-	* [1]	-	-	234,885,142	-	-	-	-
3/16/2006	FIDELITY SPARTAN U S TREASURY MONEY MARKET	(1)	-	* [1]	-	-	234,885,142	-	-	-	-
3/17/2006	W/H TAX DIV AIG	(11,836)	-	* [1]	-	-	234,885,142	-	-	-	-
3/23/2006	W/H TAX DIV HD	(9,655)	-	* [1]	-	-	234,885,142	-	-	-	-
3/24/2006	W/H TAX DIV BAC	(71,363)	-	* [1]	-	-	234,885,142	-	-	-	-
3/30/2006	FIDELITY SPARTAN U S TREASURY MONEY MARKET	(24)	-	* [1]	-	-	234,885,142	-	-	-	-
3/31/2006	FIDELITY SPARTAN U S TREASURY MONEY MARKET	(1)	-	* [1]	-	-	234,885,142	-	-	-	-
3/31/2006	W/H TAX DIV PEP	(13,134)	-	* [1]	-	-	234,885,142	-	-	-	-
3/31/2006	W/H TAX DIV S	(2,290)	-	* [1]	-	-	234,885,142	-	-	-	-
4/3/2006	W/H TAX DIV MRK	(25,593)	-	* [1]	-	-	234,885,142	-	-	-	-
4/3/2006	W/H TAX DIV KO	(19,692)	-	* [1]	-	-	234,885,142	-	-	-	-
4/3/2006	W/H TAX DIV WMT	(13,067)	-	* [1]	-	-	234,885,142	-	-	-	-
4/5/2006	FIDELITY SPARTAN U S TREASURY MONEY MARKET	(1)	-	* [1]	-	-	234,885,142	-	-	-	-

Column 1	Column 2	Column 3	Column 4	Column 5	Column 6	Column 7	Column 8	Column 9	Column 10	Column 11	Column 12
Date	Transaction Description	Transaction Amount Reported in Customer Statement	Cash Deposits	Cash Withdrawals	Transfers of Principal In	Transfers of Principal Out	Balance of Principal	90-Day Preferential Transfers	2-Year Cash Withdrawals	6-Year Cash Withdrawals	Full History Cash Withdrawals
4/5/2006	W/H TAX DIV HPQ	(7,048)	-	* (1)	-	-	234,885,142	-	-	-	-
4/7/2006	W/H TAX DIV SLB	(4,469)	-	(4,469)	-	-	234,880,672	-	-	-	-
4/7/2006	FIDELITY SPARTAN U S TREASURY MONEY MARKET	(2)	-	* (1)	-	-	234,880,672	-	-	-	-
4/10/2006	W/H TAX DIV MO	(51,635)	-	* (1)	-	-	234,880,672	-	-	-	-
4/21/2006	FIDELITY SPARTAN U S TREASURY MONEY MARKET	(7)	-	* (1)	-	-	234,880,672	-	-	-	-
4/25/2006	W/H TAX DIV GE	(83,547)	-	* (1)	-	-	234,880,672	-	-	-	-
4/28/2006	CXL W/H TAX DIV SLB	4,469	-	4,469	-	-	234,885,142	-	-	-	-
4/28/2006	W/H TAX DIV MS	(8,974)	-	* (1)	-	-	234,885,142	-	-	-	-
4/28/2006	W/H TAX DIV MDT	(3,537)	-	* (1)	-	-	234,885,142	-	-	-	-
4/28/2006	FIDELITY SPARTAN U S TREASURY MONEY MARKET	(11)	-	* (1)	-	-	234,885,142	-	-	-	-
5/1/2006	W/H TAX DIV VZ	(36,634)	-	* (1)	-	-	234,885,142	-	-	-	-
5/1/2006	W/H TAX DIV T	(39,598)	-	* (1)	-	-	234,885,142	-	-	-	-
5/1/2006	W/H TAX DIV JPM	(26,852)	-	* (1)	-	-	234,885,142	-	-	-	-
5/2/2006	CHECK WIRE	10,000,000	10,000,000	-	-	-	244,885,142	-	-	-	-
5/5/2006	FIDELITY SPARTAN U S TREASURY MONEY MARKET	(5)	-	* (1)	-	-	244,885,142	-	-	-	-
5/10/2006	W/H TAX DIV AXP	(4,653)	-	* (1)	-	-	244,885,142	-	-	-	-
5/10/2006	FIDELITY SPARTAN U S TREASURY MONEY MARKET	(4)	-	* (1)	-	-	244,885,142	-	-	-	-
5/15/2006	W/H TAX DIV ABT	(13,890)	-	* (1)	-	-	244,885,142	-	-	-	-
5/15/2006	W/H TAX DIV PG	(31,767)	-	* (1)	-	-	244,885,142	-	-	-	-
5/22/2006	W/H TAX DIV CAT	(5,303)	-	* (1)	-	-	244,885,142	-	-	-	-
5/22/2006	W/H TAX DIV TXN	(1,496)	-	* (1)	-	-	244,885,142	-	-	-	-
5/24/2006	W/H TAX DIV MER	(7,145)	-	* (1)	-	-	244,885,142	-	-	-	-
5/25/2006	W/H TAX DIV GS	(4,847)	-	* (1)	-	-	244,885,142	-	-	-	-
5/26/2006	W/H TAX DIV C	(75,998)	-	* (1)	-	-	244,885,142	-	-	-	-
5/31/2006	W/H TAX DIV UPS	(13,032)	-	* (1)	-	-	244,885,142	-	-	-	-
5/31/2006	FIDELITY SPARTAN U S TREASURY MONEY MARKET	(35)	-	* (1)	-	-	244,885,142	-	-	-	-
6/1/2006	W/H TAX DIV INTC	(18,576)	-	* (1)	-	-	244,885,142	-	-	-	-
6/1/2006	W/H TAX DIV WFC	(28,235)	-	* (1)	-	-	244,885,142	-	-	-	-
6/2/2006	W/H TAX DIV BA	(7,716)	-	* (1)	-	-	244,885,142	-	-	-	-
6/5/2006	W/H TAX DIV WMT	(13,403)	-	* (1)	-	-	244,885,142	-	-	-	-
6/6/2006	W/H TAX DIV BMY	(17,061)	-	* (1)	-	-	244,885,142	-	-	-	-
6/6/2006	W/H TAX DIV PFE	(56,242)	-	* (1)	-	-	244,885,142	-	-	-	-
6/8/2006	W/H TAX DIV MSFT	(25,463)	-	* (1)	-	-	244,885,142	-	-	-	-
6/9/2006	W/H TAX DIV XOM	(62,424)	-	* (1)	-	-	244,885,142	-	-	-	-
6/12/2006	W/H TAX DIV UTX	(4,165)	-	* (1)	-	-	244,885,142	-	-	-	-
6/12/2006	W/H TAX DIV MMM	(10,517)	-	* (1)	-	-	244,885,142	-	-	-	-
6/12/2006	W/H TAX DIV IBM	(14,926)	-	* (1)	-	-	244,885,142	-	-	-	-
6/13/2006	W/H TAX DIV INJ	(35,365)	-	* (1)	-	-	244,885,142	-	-	-	-
6/15/2006	FIDELITY SPARTAN U S TREASURY MONEY MARKET	(27)	-	* (1)	-	-	244,885,142	-	-	-	-
6/15/2006	W/H TAX DIV TWX	(7,149)	-	* (1)	-	-	244,885,142	-	-	-	-
6/22/2006	W/H TAX DIV HD	(10,288)	-	* (1)	-	-	244,885,142	-	-	-	-
6/23/2006	W/H TAX DIV BAC	(74,303)	-	* (1)	-	-	244,885,142	-	-	-	-
6/30/2006	FIDELITY SPARTAN U S TREASURY MONEY MARKET	(91)	-	* (1)	-	-	244,885,142	-	-	-	-
6/30/2006	W/H TAX DIV S	(2,358)	-	* (1)	-	-	244,885,142	-	-	-	-
6/30/2006	W/H TAX DIV PEP	(15,459)	-	* (1)	-	-	244,885,142	-	-	-	-
7/3/2006	W/H TAX DIV CVX	(37,151)	-	* (1)	-	-	244,885,142	-	-	-	-
7/3/2006	W/H TAX DIV AIG	(12,431)	-	* (1)	-	-	244,885,142	-	-	-	-
7/3/2006	W/H TAX DIV KO	(14,060)	-	* (1)	-	-	244,885,142	-	-	-	-
7/3/2006	W/H TAX DIV MRK	(26,063)	-	* (1)	-	-	244,885,142	-	-	-	-
7/5/2006	W/H TAX DIV HPQ	(7,256)	-	* (1)	-	-	244,885,142	-	-	-	-
7/7/2006	W/H TAX DIV SLB	(4,990)	-	(4,990)	-	-	244,880,152	-	-	-	-
7/10/2006	W/H TAX DIV MO	(36,283)	-	* (1)	-	-	244,880,152	-	-	-	-
7/14/2006	FIDELITY SPARTAN U S TREASURY MONEY MARKET	(25)	-	* (1)	-	-	244,880,152	-	-	-	-
7/21/2006	FIDELITY SPARTAN U S TREASURY MONEY MARKET	(6)	-	* (1)	-	-	244,880,152	-	-	-	-
7/31/2006	W/H TAX DIV MS	(3,850)	-	* (1)	-	-	244,880,152	-	-	-	-
7/31/2006	FIDELITY SPARTAN U S TREASURY MONEY MARKET	(10)	-	* (1)	-	-	244,880,152	-	-	-	-
8/7/2006	CXL W/H TAX DIV SLB	4,990	-	4,990	-	-	244,885,142	-	-	-	-
8/15/2006	W/H TAX DIV ABT	(5,959)	-	* (1)	-	-	244,885,142	-	-	-	-

Column 1	Column 2	Column 3	Column 4	Column 5	Column 6	Column 7	Column 8	Column 9	Column 10	Column 11	Column 12
Date	<u>Transaction Description</u>	<u>Transaction Amount Reported in Customer Statement</u>	<u>Cash Deposits</u>	<u>Cash Withdrawals</u>	<u>Transfers of Principal In</u>	<u>Transfers of Principal Out</u>	<u>Balance of Principal</u>	<u>90-Day Preferential Transfers</u>	<u>2-Year Cash Withdrawals</u>	<u>6-Year Cash Withdrawals</u>	<u>Full History Cash Withdrawals</u>
8/15/2006	W/H TAX DIV PG	(24,118)	-	* [1]	-	-	244,885,142	-	-	-	-
8/17/2006	FIDELITY SPARTAN U S TREASURY MONEY MARKET	(32)	-	* [1]	-	-	244,885,142	-	-	-	-
8/21/2006	W/H TAX DIV CAT	(2,495)	-	* [1]	-	-	244,885,142	-	-	-	-
8/21/2006	W/H TAX DIV TXN	(1,100)	-	* [1]	-	-	244,885,142	-	-	-	-
8/23/2006	W/H TAX DIV MER	(5,257)	-	* [1]	-	-	244,885,142	-	-	-	-
8/24/2006	W/H TAX DIV GS	(3,680)	-	* [1]	-	-	244,885,142	-	-	-	-
8/25/2006	W/H TAX DIV C	(57,250)	-	* [1]	-	-	244,885,142	-	-	-	-
9/1/2006	W/H TAX DIV INTC	(13,759)	-	* [1]	-	-	244,885,142	-	-	-	-
9/1/2006	W/H TAX DIV WFC	(22,373)	-	* [1]	-	-	244,885,142	-	-	-	-
9/1/2006	FIDELITY SPARTAN U S TREASURY MONEY MARKET	(21)	-	* [1]	-	-	244,885,142	-	-	-	-
9/1/2006	W/H TAX DIV BA	(5,677)	-	* [1]	-	-	244,885,142	-	-	-	-
9/5/2006	W/H TAX DIV WMT	(9,862)	-	* [1]	-	-	244,885,142	-	-	-	-
9/5/2006	W/H TAX DIV PFE	(41,447)	-	* [1]	-	-	244,885,142	-	-	-	-
9/6/2006	W/H TAX DIV UPS	(9,588)	-	* [1]	-	-	244,885,142	-	-	-	-
9/11/2006	W/H TAX DIV XOM	(45,375)	-	* [1]	-	-	244,885,142	-	-	-	-
9/11/2006	W/H TAX DIV IBM	(10,724)	-	* [1]	-	-	244,885,142	-	-	-	-
9/11/2006	W/H TAX DIV UTX	(6,129)	-	* [1]	-	-	244,885,142	-	-	-	-
9/11/2006	W/H TAX DIV CVX	(27,335)	-	* [1]	-	-	244,885,142	-	-	-	-
9/12/2006	W/H TAX DIV JNJ	(26,021)	-	* [1]	-	-	244,885,142	-	-	-	-
9/12/2006	W/H TAX DIV MMM	(7,738)	-	* [1]	-	-	244,885,142	-	-	-	-
9/14/2006	W/H TAX DIV MSFT	(18,653)	-	* [1]	-	-	244,885,142	-	-	-	-
9/15/2006	FIDELITY SPARTAN U S TREASURY MONEY MARKET	(19)	-	* [1]	-	-	244,885,142	-	-	-	-
9/15/2006	W/H TAX DIV TWX	(5,616)	-	* [1]	-	-	244,885,142	-	-	-	-
9/15/2006	W/H TAX DIV AIG	(10,061)	-	* [1]	-	-	244,885,142	-	-	-	-
9/21/2006	W/H TAX DIV HD	(7,254)	-	* [1]	-	-	244,885,142	-	-	-	-
9/22/2006	W/H TAX DIV BAC	(60,053)	-	* [1]	-	-	244,885,142	-	-	-	-
9/27/2006	FIDELITY SPARTAN U S TREASURY MONEY MARKET	(16)	-	* [1]	-	-	244,885,142	-	-	-	-
9/29/2006	W/H TAX DIV PEP	(11,629)	-	* [1]	-	-	244,885,142	-	-	-	-
9/29/2006	W/H TAX DIV S	(1,764)	-	* [1]	-	-	244,885,142	-	-	-	-
10/2/2006	W/H TAX DIV KO	(14,992)	-	* [1]	-	-	244,885,142	-	-	-	-
10/2/2006	W/H TAX DIV MRK	(19,177)	-	* [1]	-	-	244,885,142	-	-	-	-
10/4/2006	W/H TAX DIV HPQ	(5,215)	-	* [1]	-	-	244,885,142	-	-	-	-
10/10/2006	W/H TAX DIV MO	(42,378)	-	* [1]	-	-	244,885,142	-	-	-	-
10/17/2006	FIDELITY SPARTAN U S TREASURY MONEY MARKET	(8)	-	* [1]	-	-	244,885,142	-	-	-	-
10/25/2006	CHECK WIRE	(5,000,000)	-	(5,000,000)	-	-	239,885,142	-	-	(5,000,000)	(5,000,000)
10/25/2006	FIDELITY SPARTAN U S TREASURY MONEY MARKET	(5)	-	* [1]	-	-	239,885,142	-	-	-	-
10/25/2006	W/H TAX DIV GE	(61,275)	-	* [1]	-	-	239,885,142	-	-	-	-
10/26/2006	FIDELITY SPARTAN U S TREASURY MONEY MARKET	(1)	-	* [1]	-	-	239,885,142	-	-	-	-
10/27/2006	FIDELITY SPARTAN U S TREASURY MONEY MARKET	(2)	-	* [1]	-	-	239,885,142	-	-	-	-
10/30/2006	FIDELITY SPARTAN U S TREASURY MONEY MARKET	(4)	-	* [1]	-	-	239,885,142	-	-	-	-
10/31/2006	FIDELITY SPARTAN U S TREASURY MONEY MARKET	(1)	-	* [1]	-	-	239,885,142	-	-	-	-
11/3/2006	CHECK WIRE	10,000,000	10,000,000	-	-	-	249,885,142	-	-	-	-
11/20/2006	W/H TAX DIV TXN	(1,886)	-	* [1]	-	-	249,885,142	-	-	-	-
11/20/2006	FIDELITY SPARTAN U S TREASURY MONEY MARKET	(11)	-	* [1]	-	-	249,885,142	-	-	-	-
11/22/2006	W/H TAX DIV C	(72,028)	-	* [1]	-	-	249,885,142	-	-	-	-
11/22/2006	W/H TAX DIV MER	(6,934)	-	* [1]	-	-	249,885,142	-	-	-	-
11/27/2006	FIDELITY SPARTAN U S TREASURY MONEY MARKET	(9)	-	* [1]	-	-	249,885,142	-	-	-	-
11/30/2006	FIDELITY SPARTAN U S TREASURY MONEY MARKET	(1)	-	* [1]	-	-	249,885,142	-	-	-	-
12/4/2006	CHECK WIRE	10,000,000	10,000,000	-	-	-	259,885,142	-	-	-	-
1/2/2007	W/H TAX DIV PEP	(15,416)	-	* [1]	-	-	259,885,142	-	-	-	-
1/2/2007	W/H TAX DIV WMT	(12,742)	-	* [1]	-	-	259,885,142	-	-	-	-
1/2/2007	W/H TAX DIV MRK	(25,279)	-	* [1]	-	-	259,885,142	-	-	-	-
1/3/2007	W/H TAX DIV UTX	(8,085)	-	* [1]	-	-	259,885,142	-	-	-	-
1/3/2007	W/H TAX DIV WFC	(28,199)	-	* [1]	-	-	259,885,142	-	-	-	-
1/3/2007	W/H TAX DIV BAC	(78,290)	-	* [1]	-	-	259,885,142	-	-	-	-
1/3/2007	W/H TAX DIV MMM	(10,206)	-	* [1]	-	-	259,885,142	-	-	-	-
1/3/2007	W/H TAX DIV TWX	(6,909)	-	* [1]	-	-	259,885,142	-	-	-	-

Column 1	Column 2	Column 3	Column 4	Column 5	Column 6	Column 7	Column 8	Column 9	Column 10	Column 11	Column 12
Date	Transaction Description	Transaction Amount Reported in Customer Statement	Cash Deposits	Cash Withdrawals	Transfers of Principal In	Transfers of Principal Out	Balance of Principal	90-Day Preferential Transfers	2-Year Cash Withdrawals	6-Year Cash Withdrawals	Full History Cash Withdrawals
1/3/2007	W/H TAX DIV WB	(33,527)	-	* (1)	-	-	259,885,142	-	-	-	-
1/3/2007	W/H TAX DIV HPQ	(6,773)	-	* (1)	-	-	259,885,142	-	-	-	-
1/3/2007	W/H TAX DIV PFE	(52,828)	-	* (1)	-	-	259,885,142	-	-	-	-
1/3/2007	W/H TAX DIV TGT	(2,995)	-	* (1)	-	-	259,885,142	-	-	-	-
1/3/2007	W/H TAX DIV HD	(14,131)	-	* (1)	-	-	259,885,142	-	-	-	-
1/3/2007	W/H TAX DIV JNJ	(33,282)	-	* (1)	-	-	259,885,142	-	-	-	-
1/3/2007	W/H TAX DIV MCD	(36,056)	-	* (1)	-	-	259,885,142	-	-	-	-
1/3/2007	W/H TAX DIV CVX	(34,613)	-	* (1)	-	-	259,885,142	-	-	-	-
1/3/2007	W/H TAX DIV XOM	(57,078)	-	* (1)	-	-	259,885,142	-	-	-	-
1/3/2007	FIDELITY SPARTAN U S TREASURY MONEY MARKET	(1)	-	* (1)	-	-	259,885,142	-	-	-	-
1/3/2007	W/H TAX DIV S	(2,284)	-	* (1)	-	-	259,885,142	-	-	-	-
1/3/2007	FIDELITY SPARTAN U S TREASURY MONEY MARKET	(27)	-	* (1)	-	-	259,885,142	-	-	-	-
1/3/2007	W/H TAX DIV EXC	(7,766)	-	* (1)	-	-	259,885,142	-	-	-	-
1/3/2007	W/H TAX DIV IBM	(13,572)	-	* (1)	-	-	259,885,142	-	-	-	-
1/3/2007	W/H TAX DIV BA	(7,488)	-	* (1)	-	-	259,885,142	-	-	-	-
1/3/2007	W/H TAX DIV KO	(19,470)	-	* (1)	-	-	259,885,142	-	-	-	-
1/3/2007	W/H TAX DIV INTC	(17,282)	-	* (1)	-	-	259,885,142	-	-	-	-
1/3/2007	W/H TAX DIV MSFT	(25,880)	-	* (1)	-	-	259,885,142	-	-	-	-
1/3/2007	W/H TAX DIV AIG	(13,189)	-	* (1)	-	-	259,885,142	-	-	-	-
1/4/2007	W/H TAX DIV UPS	(12,647)	-	* (1)	-	-	259,885,142	-	-	-	-
1/10/2007	W/H TAX DIV MO	(15,172)	-	* (1)	-	-	259,885,142	-	-	-	-
1/12/2007	W/H TAX DIV DIS	(20,050)	-	* (1)	-	-	259,885,142	-	-	-	-
1/25/2007	W/H TAX DIV GE	(51,602)	-	* (1)	-	-	259,885,142	-	-	-	-
1/29/2007	FIDELITY SPARTAN U S TREASURY MONEY MARKET	(42)	-	* (1)	-	-	259,885,142	-	-	-	-
1/31/2007	FIDELITY SPARTAN U S TREASURY MONEY MARKET	(0)	-	* (1)	-	-	259,885,142	-	-	-	-
2/2/2007	CHECK WIRE	10,000,000	10,000,000	-	-	-	269,885,142	-	-	-	-
2/6/2007	FIDELITY SPARTAN U S TREASURY MONEY MARKET	(7)	-	* (1)	-	-	269,885,142	-	-	-	-
2/13/2007	FIDELITY SPARTAN U S TREASURY MONEY MARKET	(13)	-	* (1)	-	-	269,885,142	-	-	-	-
2/16/2007	FIDELITY SPARTAN U S TREASURY MONEY MARKET	(5)	-	* (1)	-	-	269,885,142	-	-	-	-
2/20/2007	FIDELITY SPARTAN U S TREASURY MONEY MARKET	(4)	-	* (1)	-	-	269,885,142	-	-	-	-
2/22/2007	FIDELITY SPARTAN U S TREASURY MONEY MARKET	(1)	-	* (1)	-	-	269,885,142	-	-	-	-
2/23/2007	FIDELITY SPARTAN U S TREASURY MONEY MARKET	(2)	-	* (1)	-	-	269,885,142	-	-	-	-
2/27/2007	W/H TAX DIV CMCSA	(4)	-	* (1)	-	-	269,885,142	-	-	-	-
2/28/2007	FIDELITY SPARTAN U S TREASURY MONEY MARKET	(5)	-	* (1)	-	-	269,885,142	-	-	-	-
3/1/2007	W/H TAX DIV COP	(11,544)	-	* (1)	-	-	269,885,142	-	-	-	-
3/6/2007	W/H TAX DIV UPS	(7,652)	-	* (1)	-	-	269,885,142	-	-	-	-
3/9/2007	FIDELITY SPARTAN U S TREASURY MONEY MARKET	(9)	-	* (1)	-	-	269,885,142	-	-	-	-
3/12/2007	W/H TAX DIV TGT	(1,789)	-	* (1)	-	-	269,885,142	-	-	-	-
3/12/2007	W/H TAX DIV CVX	(10,796)	-	* (1)	-	-	269,885,142	-	-	-	-
3/12/2007	W/H TAX DIV UTX	(2,631)	-	* (1)	-	-	269,885,142	-	-	-	-
3/12/2007	W/H TAX DIV MMM	(9,474)	-	* (1)	-	-	269,885,142	-	-	-	-
3/13/2007	W/H TAX DIV JNJ	(28,681)	-	* (1)	-	-	269,885,142	-	-	-	-
3/15/2007	W/H TAX DIV WB	(27,633)	-	* (1)	-	-	269,885,142	-	-	-	-
3/15/2007	W/H TAX DIV TWX	(5,699)	-	* (1)	-	-	269,885,142	-	-	-	-
3/16/2007	W/H TAX DIV AIG	(10,991)	-	* (1)	-	-	269,885,142	-	-	-	-
3/20/2007	FIDELITY SPARTAN U S TREASURY MONEY MARKET	(29)	-	* (1)	-	-	269,885,142	-	-	-	-
3/22/2007	W/H TAX DIV HD	(12,213)	-	* (1)	-	-	269,885,142	-	-	-	-
3/23/2007	W/H TAX DIV BAC	(64,937)	-	* (1)	-	-	269,885,142	-	-	-	-
3/28/2007	FIDELITY SPARTAN U S TREASURY MONEY MARKET	(17)	-	* (1)	-	-	269,885,142	-	-	-	-
3/30/2007	CHECK WIRE	10,000,000	10,000,000	-	-	-	279,885,142	-	-	-	-
3/30/2007	FIDELITY SPARTAN U S TREASURY MONEY MARKET	(6)	-	* (1)	-	-	279,885,142	-	-	-	-
3/30/2007	W/H TAX DIV PEP	(14,925)	-	* (1)	-	-	279,885,142	-	-	-	-
3/30/2007	W/H TAX DIV S	(2,186)	-	* (1)	-	-	279,885,142	-	-	-	-
4/2/2007	W/H TAX DIV WMT	(16,561)	-	* (1)	-	-	279,885,142	-	-	-	-
4/2/2007	W/H TAX DIV KO	(21,427)	-	* (1)	-	-	279,885,142	-	-	-	-
4/2/2007	W/H TAX DIV MRK	(25,578)	-	* (1)	-	-	279,885,142	-	-	-	-
4/4/2007	W/H TAX DIV HPQ	(6,789)	-	* (1)	-	-	279,885,142	-	-	-	-



Column 1	Column 2	Column 3	Column 4	Column 5	Column 6	Column 7	Column 8	Column 9	Column 10	Column 11	Column 12
Date	Transaction Description	Transaction Amount Reported in Customer Statement	Cash Deposits	Cash Withdrawals	Transfers of Principal In	Transfers of Principal Out	Balance of Principal	90-Day Preferential Transfers	2-Year Cash Withdrawals	6-Year Cash Withdrawals	Full History Cash Withdrawals
4/10/2007	W/H TAX DIV MO	(55,369)	-	* (1)	-	-	279,885,142	-	-	-	-
4/18/2007	CHECK WIRE	10,000,000	10,000,000	-	-	-	289,885,142	-	-	-	-
4/19/2007	FIDELITY SPARTAN U S TREASURY MONEY MARKET	(65)	-	* (1)	-	-	289,885,142	-	-	-	-
4/20/2007	FIDELITY SPARTAN U S TREASURY MONEY MARKET	(0)	-	* (1)	-	-	289,885,142	-	-	-	-
4/25/2007	W/H TAX DIV GE	(75,299)	-	* (1)	-	-	289,885,142	-	-	-	-
4/30/2007	CHECK WIRE	10,000,000	10,000,000	-	-	-	299,885,142	-	-	-	-
4/30/2007	CHECK WIRE	5,000,000	5,000,000	-	-	-	304,885,142	-	-	-	-
5/4/2007	W/H TAX DIV CVS	(2,008)	-	* (1)	-	-	304,885,142	-	-	-	-
5/15/2007	W/H TAX DIV PG	(36,128)	-	* (1)	-	-	304,885,142	-	-	-	-
5/21/2007	FIDELITY SPARTAN U S TREASURY MONEY MARKET	(8)	-	* (1)	-	-	304,885,142	-	-	-	-
5/23/2007	W/H TAX DIV MER	(9,563)	-	* (1)	-	-	304,885,142	-	-	-	-
5/24/2007	W/H TAX DIV GS	(2,756)	-	* (1)	-	-	304,885,142	-	-	-	-
5/25/2007	W/H TAX DIV C	(85,251)	-	* (1)	-	-	304,885,142	-	-	-	-
5/31/2007	FIDELITY SPARTAN U S TREASURY MONEY MARKET	(7)	-	* (1)	-	-	304,885,142	-	-	-	-
6/1/2007	W/H TAX DIV INTC	(21,176)	-	* (1)	-	-	304,885,142	-	-	-	-
6/1/2007	W/H TAX DIV WFC	(30,603)	-	* (1)	-	-	304,885,142	-	-	-	-
6/1/2007	W/H TAX DIV BA	(8,823)	-	* (1)	-	-	304,885,142	-	-	-	-
6/1/2007	W/H TAX DIV COP	(21,968)	-	* (1)	-	-	304,885,142	-	-	-	-
6/4/2007	W/H TAX DIV WMT	(17,366)	-	* (1)	-	-	304,885,142	-	-	-	-
6/5/2007	W/H TAX DIV PFE	(66,913)	-	* (1)	-	-	304,885,142	-	-	-	-
6/5/2007	W/H TAX DIV UPS	(14,026)	-	* (1)	-	-	304,885,142	-	-	-	-
6/6/2007	W/H TAX DIV TYC	(6,468)	-	(6,468)	-	-	304,878,674	-	-	-	-
6/11/2007	W/H TAX DIV CVX	(40,500)	-	* (1)	-	-	304,878,674	-	-	-	-
6/11/2007	W/H TAX DIV XOM	(64,445)	-	* (1)	-	-	304,878,674	-	-	-	-
6/11/2007	W/H TAX DIV IBM	(19,430)	-	* (1)	-	-	304,878,674	-	-	-	-
6/11/2007	W/H TAX DIV UTX	(8,850)	-	* (1)	-	-	304,878,674	-	-	-	-
6/12/2007	W/H TAX DIV MMM	(11,658)	-	* (1)	-	-	304,878,674	-	-	-	-
6/12/2007	W/H TAX DIV JNJ	(38,676)	-	* (1)	-	-	304,878,674	-	-	-	-
6/14/2007	W/H TAX DIV MSFT	(28,128)	-	* (1)	-	-	304,878,674	-	-	-	-
6/15/2007	W/H TAX DIV AIG	(14,026)	-	* (1)	-	-	304,878,674	-	-	-	-
6/15/2007	FIDELITY SPARTAN U S TREASURY MONEY MARKET	(9)	-	* (1)	-	-	304,878,674	-	-	-	-
6/15/2007	W/H TAX DIV TWX	(6,897)	-	* (1)	-	-	304,878,674	-	-	-	-
6/15/2007	W/H TAX DIV WB	(34,003)	-	* (1)	-	-	304,878,674	-	-	-	-
6/21/2007	W/H TAX DIV HD	(15,028)	-	* (1)	-	-	304,878,674	-	-	-	-
6/22/2007	W/H TAX DIV BAC	(81,608)	-	* (1)	-	-	304,878,674	-	-	-	-
6/29/2007	FIDELITY SPARTAN U S TREASURY MONEY MARKET	(15)	-	* (1)	-	-	304,878,674	-	-	-	-
6/29/2007	W/H TAX DIV S	(2,353)	-	* (1)	-	-	304,878,674	-	-	-	-
6/29/2007	W/H TAX DIV PEP	(20,093)	-	* (1)	-	-	304,878,674	-	-	-	-
7/2/2007	W/H TAX DIV KO	(22,034)	-	* (1)	-	-	304,878,674	-	-	-	-
7/2/2007	W/H TAX DIV MRK	(26,535)	-	* (1)	-	-	304,878,674	-	-	-	-
7/5/2007	W/H TAX DIV HPQ	(7,044)	-	* (1)	-	-	304,878,674	-	-	-	-
7/10/2007	W/H TAX DIV MO	(46,722)	-	* (1)	-	-	304,878,674	-	-	-	-
7/11/2007	CHECK WIRE	10,000,000	10,000,000	-	-	-	314,878,674	-	-	-	-
7/17/2007	CXL W/H TAX DIV TYC	6,468	-	6,468	-	-	314,885,142	-	-	-	-
7/17/2007	FIDELITY SPARTAN U S TREASURY MONEY MARKET	(7)	-	* (1)	-	-	314,885,142	-	-	-	-
8/6/2007	FIDELITY SPARTAN U S TREASURY MONEY MARKET	(15)	-	* (1)	-	-	314,885,142	-	-	-	-
8/9/2007	CHECK WIRE	15,000,000	15,000,000	-	-	-	329,885,142	-	-	-	-
8/24/2007	W/H TAX DIV C	(36,551)	-	* (1)	-	-	329,885,142	-	-	-	-
9/4/2007	W/H TAX DIV INTC	(9,051)	-	* (1)	-	-	329,885,142	-	-	-	-
9/4/2007	W/H TAX DIV WMT	(7,305)	-	* (1)	-	-	329,885,142	-	-	-	-
9/4/2007	W/H TAX DIV WFC	(14,252)	-	* (1)	-	-	329,885,142	-	-	-	-
9/5/2007	W/H TAX DIV PFE	(28,147)	-	* (1)	-	-	329,885,142	-	-	-	-
9/7/2007	W/H TAX DIV BA	(3,576)	-	* (1)	-	-	329,885,142	-	-	-	-
9/10/2007	W/H TAX DIV IBM	(7,663)	-	* (1)	-	-	329,885,142	-	-	-	-
9/10/2007	W/H TAX DIV CVX	(17,037)	-	* (1)	-	-	329,885,142	-	-	-	-
9/10/2007	W/H TAX DIV XOM	(27,266)	-	* (1)	-	-	329,885,142	-	-	-	-
9/10/2007	W/H TAX DIV UTX	(4,495)	-	* (1)	-	-	329,885,142	-	-	-	-
9/13/2007	W/H TAX DIV MSFT	(11,622)	-	* (1)	-	-	329,885,142	-	-	-	-

Column 1	Column 2	Column 3	Column 4	Column 5	Column 6	Column 7	Column 8	Column 9	Column 10	Column 11	Column 12
Date	Transaction Description	Transaction Amount Reported in Customer Statement	Cash Deposits	Cash Withdrawals	Transfers of Principal In	Transfers of Principal Out	Balance of Principal	90-Day Preferential Transfers	2-Year Cash Withdrawals	6-Year Cash Withdrawals	Full History Cash Withdrawals
9/14/2007	FIDELITY SPARTAN U S TREASURY MONEY MARKET	(92)	-	* (1)	-	-	329,885,142	-	-	-	-
9/18/2007	FIDELITY SPARTAN U S TREASURY MONEY MARKET	(3)	-	* (1)	-	-	329,885,142	-	-	-	-
9/20/2007	CHECK WIRE	5,000,000	5,000,000	-	-	-	334,885,142	-	-	-	-
9/26/2007	FIDELITY SPARTAN U S TREASURY MONEY MARKET	(8)	-	* (1)	-	-	334,885,142	-	-	-	-
10/1/2007	W/H TAX DIV KO	(8,861)	-	* (1)	-	-	334,885,142	-	-	-	-
10/10/2007	W/H TAX DIV MO	(20,478)	-	* (1)	-	-	334,885,142	-	-	-	-
10/25/2007	W/H TAX DIV GE	(54,072)	-	* (1)	-	-	334,885,142	-	-	-	-
10/29/2007	CHECK WIRE	45,000,000	45,000,000	-	-	-	379,885,142	-	-	-	-
10/31/2007	FIDELITY SPARTAN U S TREASURY MONEY MARKET	(57)	-	* (1)	-	-	379,885,142	-	-	-	-
11/7/2007	FIDELITY SPARTAN U S TREASURY MONEY MARKET	(13)	-	* (1)	-	-	379,885,142	-	-	-	-
11/13/2007	FIDELITY SPARTAN U S TREASURY MONEY MARKET	(7)	-	* (1)	-	-	379,885,142	-	-	-	-
11/15/2007	FIDELITY SPARTAN U S TREASURY MONEY MARKET	(2)	-	* (1)	-	-	379,885,142	-	-	-	-
11/21/2007	FIDELITY SPARTAN U S TREASURY MONEY MARKET	(3)	-	* (1)	-	-	379,885,142	-	-	-	-
11/21/2007	W/H TAX DIV C	(24,716)	-	* (1)	-	-	379,885,142	-	-	-	-
11/21/2007	W/H TAX DIV MER	(2,913)	-	* (1)	-	-	379,885,142	-	-	-	-
11/23/2007	CHECK WIRE	30,000,000	30,000,000	-	-	-	409,885,142	-	-	-	-
11/30/2007	FIDELITY SPARTAN U S TREASURY MONEY MARKET	(8)	-	* (1)	-	-	409,885,142	-	-	-	-
12/3/2007	W/H TAX DIV COP	(6,142)	-	* (1)	-	-	409,885,142	-	-	-	-
12/3/2007	W/H TAX DIV MCD	(25,535)	-	* (1)	-	-	409,885,142	-	-	-	-
12/10/2007	W/H TAX DIV CVX	(17,469)	-	* (1)	-	-	409,885,142	-	-	-	-
12/10/2007	W/H TAX DIV UTX	(4,609)	-	* (1)	-	-	409,885,142	-	-	-	-
12/10/2007	W/H TAX DIV EXC	(4,033)	-	* (1)	-	-	409,885,142	-	-	-	-
12/11/2007	FIDELITY SPARTAN U S TREASURY MONEY MARKET	(14)	-	* (1)	-	-	409,885,142	-	-	-	-
12/11/2007	W/H TAX DIV JNJ	(33,030)	-	* (1)	-	-	409,885,142	-	-	-	-
12/12/2007	W/H TAX DIV MMM	(9,859)	-	* (1)	-	-	409,885,142	-	-	-	-
12/13/2007	W/H TAX DIV MSFT	(12,676)	-	* (1)	-	-	409,885,142	-	-	-	-
12/20/2007	FIDELITY SPARTAN U S TREASURY MONEY MARKET	(4)	-	* (1)	-	-	409,885,142	-	-	-	-
12/31/2007	FIDELITY SPARTAN U S TREASURY MONEY MARKET	(4)	-	* (1)	-	-	409,885,142	-	-	-	-
1/2/2008	W/H TAX DIV HPQ	(1,981)	-	* (1)	-	-	409,885,142	-	-	-	-
1/2/2008	W/H TAX DIV WMT	(5,059)	-	* (1)	-	-	409,885,142	-	-	-	-
1/3/2008	W/H TAX DIV UPS	(6,050)	-	* (1)	-	-	409,885,142	-	-	-	-
1/28/2008	FIDELITY SPARTAN U S TREASURY MONEY MARKET	(13)	-	* (1)	-	-	409,885,142	-	-	-	-
2/1/2008	CHECK WIRE	10,000,000	10,000,000	-	-	-	419,885,142	-	-	-	-
2/20/2008	FIDELITY SPARTAN U S TREASURY MONEY MARKET	(10)	-	* (1)	-	-	419,885,142	-	-	-	-
2/22/2008	W/H TAX DIV C	(29,870)	-	* (1)	-	-	419,885,142	-	-	-	-
2/27/2008	CHECK WIRE	10,000,000	10,000,000	-	-	-	429,885,142	-	-	-	-
2/28/2008	W/H TAX DIV GS	(2,420)	-	* (1)	-	-	429,885,142	-	-	-	-
3/3/2008	W/H TAX DIV WFC	(19,827)	-	* (1)	-	-	429,885,142	-	-	-	-
3/3/2008	W/H TAX DIV INTC	(13,885)	-	* (1)	-	-	429,885,142	-	-	-	-
3/3/2008	W/H TAX DIV COP	(13,812)	-	* (1)	-	-	429,885,142	-	-	-	-
3/4/2008	W/H TAX DIV PFE	(39,827)	-	* (1)	-	-	429,885,142	-	-	-	-
3/4/2008	W/H TAX DIV UPS	(8,557)	-	* (1)	-	-	429,885,142	-	-	-	-
3/5/2008	CHECK WIRE	10,000,000	10,000,000	-	-	-	439,885,142	-	-	-	-
3/5/2008	W/H TAX DIV MER	(5,445)	-	* (1)	-	-	439,885,142	-	-	-	-
3/7/2008	W/H TAX DIV BA	(5,532)	-	* (1)	-	-	439,885,142	-	-	-	-
3/10/2008	W/H TAX DIV CVX	(23,060)	-	* (1)	-	-	439,885,142	-	-	-	-
3/10/2008	W/H TAX DIV XOM	(36,301)	-	* (1)	-	-	439,885,142	-	-	-	-
3/10/2008	W/H TAX DIV EXC	(6,050)	-	* (1)	-	-	439,885,142	-	-	-	-
3/10/2008	W/H TAX DIV IBM	(10,372)	-	* (1)	-	-	439,885,142	-	-	-	-
3/10/2008	W/H TAX DIV UTX	(6,085)	-	* (1)	-	-	439,885,142	-	-	-	-
3/11/2008	W/H TAX DIV JNJ	(22,238)	-	* (1)	-	-	439,885,142	-	-	-	-
3/12/2008	W/H TAX DIV MMM	(6,914)	-	* (1)	-	-	439,885,142	-	-	-	-
3/13/2008	W/H TAX DIV MSFT	(16,543)	-	* (1)	-	-	439,885,142	-	-	-	-
3/17/2008	W/H TAX DIV MCD	(8,427)	-	* (1)	-	-	439,885,142	-	-	-	-
3/17/2008	W/H TAX DIV WB	(24,339)	-	* (1)	-	-	439,885,142	-	-	-	-
3/17/2008	FIDELITY SPARTAN U S TREASURY MONEY MARKET	(29)	-	* (1)	-	-	439,885,142	-	-	-	-
3/17/2008	W/H TAX DIV TWX	(4,213)	-	* (1)	-	-	439,885,142	-	-	-	-
3/19/2008	FIDELITY SPARTAN U S TREASURY MONEY MARKET	(0)	-	* (1)	-	-	439,885,142	-	-	-	-



Column 1	Column 2	Column 3	Column 4	Column 5	Column 6	Column 7	Column 8	Column 9	Column 10	Column 11	Column 12
Date	Transaction Description	Transaction Amount Reported in Customer Statement	Cash Deposits	Cash Withdrawals	Transfers of Principal In	Transfers of Principal Out	Balance of Principal	90-Day Preferential Transfers	2-Year Cash Withdrawals	6-Year Cash Withdrawals	Full History Cash Withdrawals
10/2/2008	W/H TAX DIV WFC	(21,619)	-	* (1)	-	-	375,885,142	-	-	-	-
10/2/2008	W/H TAX DIV CVX	(44,190)	-	* (1)	-	-	375,885,142	-	-	-	-
10/2/2008	FIDELITY SPARTAN U S TREASURY MONEY MARKET	(8)	-	* (1)	-	-	375,885,142	-	-	-	-
10/2/2008	W/H TAX DIV XOM	(69,152)	-	* (1)	-	-	375,885,142	-	-	-	-
10/2/2008	W/H TAX DIV BAC	(93,279)	-	* (1)	-	-	375,885,142	-	-	-	-
10/2/2008	W/H TAX DIV EXC	(10,490)	-	* (1)	-	-	375,885,142	-	-	-	-
10/2/2008	W/H TAX DIV WMT	(17,795)	-	* (1)	-	-	375,885,142	-	-	-	-
10/2/2008	W/H TAX DIV IBM	(15,383)	-	* (1)	-	-	375,885,142	-	-	-	-
10/2/2008	W/H TAX DIV PFE	(48,570)	-	* (1)	-	-	375,885,142	-	-	-	-
10/2/2008	W/H TAX DIV QCOM	(2,724)	-	* (1)	-	-	375,885,142	-	-	-	-
10/2/2008	W/H TAX DIV HD	(4,044)	-	* (1)	-	-	375,885,142	-	-	-	-
10/2/2008	W/H TAX DIV JNJ	(42,302)	-	* (1)	-	-	375,885,142	-	-	-	-
10/2/2008	FIDELITY SPARTAN U S TREASURY MONEY MARKET	(0)	-	* (1)	-	-	375,885,142	-	-	-	-
10/2/2008	W/H TAX DIV BUD	(6,071)	-	* (1)	-	-	375,885,142	-	-	-	-
10/2/2008	W/H TAX DIV COP	(16,388)	-	* (1)	-	-	375,885,142	-	-	-	-
10/2/2008	W/H TAX DIV INTC	(17,804)	-	* (1)	-	-	375,885,142	-	-	-	-
10/2/2008	W/H TAX DIV UTX	(10,549)	-	* (1)	-	-	375,885,142	-	-	-	-
10/2/2008	W/H TAX DIV UPS	(14,835)	-	* (1)	-	-	375,885,142	-	-	-	-
10/2/2008	W/H TAX DIV BA	(6,564)	-	* (1)	-	-	375,885,142	-	-	-	-
10/2/2008	FIDELITY SPARTAN U S TREASURY MONEY MARKET	(1)	-	* (1)	-	-	375,885,142	-	-	-	-
10/2/2008	W/H TAX DIV TWX	(7,423)	-	* (1)	-	-	375,885,142	-	-	-	-
10/2/2008	W/H TAX DIV MCD	(13,841)	-	* (1)	-	-	375,885,142	-	-	-	-
10/2/2008	W/H TAX DIV MMM	(11,988)	-	* (1)	-	-	375,885,142	-	-	-	-
10/2/2008	W/H TAX DIV MSFT	(28,907)	-	* (1)	-	-	375,885,142	-	-	-	-
10/2/2008	W/H TAX DIV AIG	(19,329)	-	* (1)	-	-	375,885,142	-	-	-	-
10/2/2008	W/H TAX DIV PEP	(21,653)	-	* (1)	-	-	375,885,142	-	-	-	-
10/3/2008	CHECK WIRE	(40,000,000)	-	(40,000,000)	-	-	335,885,142	(40,000,000)	(40,000,000)	(40,000,000)	(40,000,000)
10/8/2008	CHECK WIRE	(15,000,000)	-	(15,000,000)	-	-	320,885,142	(15,000,000)	(15,000,000)	(15,000,000)	(15,000,000)
10/22/2008	CHECK WIRE	(50,000,000)	-	(50,000,000)	-	-	270,885,142	(50,000,000)	(50,000,000)	(50,000,000)	(50,000,000)
10/29/2008	CHECK WIRE	(30,000,000)	-	(30,000,000)	-	-	240,885,142	(30,000,000)	(30,000,000)	(30,000,000)	(30,000,000)
11/4/2008	FIDELITY SPARTAN U S TREASURY MONEY MARKET	(0)	-	* (1)	-	-	240,885,142	-	-	-	-
11/4/2008	W/H TAX DIV HPQ	(6,398)	-	* (1)	-	-	240,885,142	-	-	-	-
11/4/2008	FIDELITY SPARTAN U S TREASURY MONEY MARKET	(0)	-	* (1)	-	-	240,885,142	-	-	-	-
11/4/2008	W/H TAX DIV PM	(11,911)	-	* (1)	-	-	240,885,142	-	-	-	-
11/4/2008	W/H TAX DIV KO	(8,018)	-	* (1)	-	-	240,885,142	-	-	-	-
11/4/2008	FIDELITY SPARTAN U S TREASURY MONEY MARKET	(0)	-	* (1)	-	-	240,885,142	-	-	-	-
11/4/2008	W/H TAX DIV MRK	(26,194)	-	* (1)	-	-	240,885,142	-	-	-	-
11/4/2008	W/H TAX DIV BAX	(4,563)	-	* (1)	-	-	240,885,142	-	-	-	-
11/4/2008	FIDELITY SPARTAN U S TREASURY MONEY MARKET	(0)	-	* (1)	-	-	240,885,142	-	-	-	-
11/4/2008	FIDELITY SPARTAN U S TREASURY MONEY MARKET	(0)	-	* (1)	-	-	240,885,142	-	-	-	-
11/4/2008	W/H TAX DIV MO	(4,831)	-	* (1)	-	-	240,885,142	-	-	-	-
11/28/2008	CHECK WIRE	(20,000,000)	-	(20,000,000)	-	-	220,885,142	(20,000,000)	(20,000,000)	(20,000,000)	(20,000,000)
12/3/2008	FIDELITY SPARTAN U S TREASURY MONEY MARKET	(1)	-	* (1)	-	-	220,885,142	-	-	-	-
12/3/2008	FIDELITY SPARTAN U S TREASURY MONEY MARKET	(0)	-	* (1)	-	-	220,885,142	-	-	-	-
12/3/2008	FIDELITY SPARTAN U S TREASURY MONEY MARKET	(0)	-	* (1)	-	-	220,885,142	-	-	-	-
12/3/2008	FIDELITY SPARTAN U S TREASURY MONEY MARKET	(1)	-	* (1)	-	-	220,885,142	-	-	-	-
12/3/2008	FIDELITY SPARTAN U S TREASURY MONEY MARKET	(1)	-	* (1)	-	-	220,885,142	-	-	-	-
		<b>Total:</b>	<b>\$ 746,240,000</b>	<b>\$ (527,554,858)</b>	<b>\$ 10,200,000</b>	<b>\$ (8,000,000)</b>	<b>\$ 220,885,142</b>	<b>\$ (155,000,000)</b>	<b>\$ (245,000,000)</b>	<b>\$ (465,000,000)</b>	<b>\$ (527,554,858)</b>

(1) Amounts withheld from account holders and paid by BLMIS to the IRS on behalf of customer during the six-year period prior to the filing date have been excluded from the Principal Balance calculation as those amounts have subsequently been refunded by the IRS.

**BAKER & HOSTETLER LLP**

45 Rockefeller Plaza  
New York, New York 10111  
Telephone: (212) 589-4200  
Facsimile: (212) 589-4201  
David J. Sheehan  
Geraldine E. Ponto  
Gonzalo S. Zeballos

Presentment Date: September 26, 2018  
Time: 12:00 p.m.  
Objections Due: September 21, 2018  
Time: 11:00 a.m.

*Attorneys for Irving H. Picard, Trustee  
for the Substantively Consolidated SIPA Liquidation  
of Bernard L. Madoff Investment Securities LLC and  
the estate of Bernard L. Madoff*

**UNITED STATES BANKRUPTCY COURT  
SOUTHERN DISTRICT OF NEW YORK**

SECURITIES INVESTOR PROTECTION  
CORPORATION,

Plaintiff-Applicant,

v.

BERNARD L. MADOFF INVESTMENT  
SECURITIES LLC,

Defendant.

In re:

BERNARD L. MADOFF,

Debtor.

IRVING H. PICARD, Trustee for the Liquidation  
of Bernard L. Madoff Investment Securities LLC  
and the Estate of Bernard L. Madoff,

Plaintiff,

v.

FEDERICO CERETTI, *et al.*

Defendants.

No. 08-01789 (SMB)

SIPA LIQUIDATION

(Substantively Consolidated)

Adv. Pro. No. 09-01161 (SMB)

**NOTICE OF PRESENTMENT OF MOTION  
FOR ISSUANCE OF LETTER OF REQUEST**

**PLEASE TAKE NOTICE** that pursuant to 28 U.S.C. § 1781, this Court's inherent authority, and in light of the comity between the United States and France and upon the accompanying Motion for the Issuance of a Letter of Request (the "Motion") for the examination under oath of Julian Henry Chapman, Irving H. Picard, Trustee, through his undersigned counsel, will present the proposed Order Issuing a Letter of Request for Service Abroad of Judicial or Extrajudicial Documents in Civil or Commercial Matters (the "Order"), annexed hereto, to The Honorable Stuart M. Bernstein, United States Bankruptcy Judge, for signature on **September 26, 2018, at 12:00 PM.**

**PLEASE TAKE FURTHER NOTICE** that any objection to the Motion ("Objection") shall: (i) be in writing; (ii) conform to the Federal Rules of Bankruptcy Procedure, Local Bankruptcy Rules and General Orders; (iii) specify the name of the objecting party and state with specificity the basis of the Objection(s) and specific grounds therefor; (iv) be filed in accordance with the electronic filing procedures for the United States Bankruptcy Court for the Southern District of New York, with a proof of service, and a courtesy copy delivered to the Chambers of The Honorable Stuart M. Bernstein, One Bowling Green, New York, New York, 10004; (v) be served upon (a) Baker & Hostetler LLP, counsel for the Trustee, 45 Rockefeller Plaza, New York, New York 10111, Attn: Geraldine E. Ponto, Esq.; and (b) the Securities Investor Protection Corporation, 1667 K Street, NW, Suite 1000, Washington, DC 20006-1620, Attn: Kevin H. Bell, Esq., so as to be received no later than **11:00 AM on September 21, 2018.**

**PLEASE TAKE FURTHER NOTICE** that if an Objection is timely served and filed, a hearing may be held before The Honorable Stuart M. Bernstein, United States Bankruptcy Judge on a date to be scheduled by the Court, upon such additional notice as the Court may direct. The

moving and objecting parties are required to attend the hearing, and failure to attend in person or by counsel may result in relief being granted or denied upon default.

**PLEASE TAKE FURTHER NOTICE** that unless Objections are timely served and filed, the proposed Order may be signed without a hearing.

The Trustee made no prior request to this Court or to any other court for the relief requested by the Motion.

Dated: New York, New York  
September 14, 2018

Respectfully submitted,

/s/ Geraldine E. Ponto

**Baker & Hostetler LLP**  
45 Rockefeller Plaza  
New York, New York 10111  
Telephone: (212) 589-4200  
Facsimile: (212) 589-4201  
David J. Sheehan  
Email: dsheehan@bakerlaw.com  
Geraldine E. Ponto  
Email: gponto@bakerlaw.com  
Gonzalo S. Zeballos  
Email: gzeballos@bakerlaw.com

**UNITED STATES BANKRUPTCY COURT  
SOUTHERN DISTRICT OF NEW YORK**

SECURITIES INVESTOR PROTECTION  
CORPORATION,

Plaintiff-Applicant,

v.

BERNARD L. MADOFF INVESTMENT  
SECURITIES LLC,

Defendant.

No. 08-01789 (SMB)

SIPA LIQUIDATION

(Substantively Consolidated)

In re:

BERNARD L. MADOFF,

Debtor.

IRVING H. PICARD, Trustee for the Liquidation  
of Bernard L. Madoff Investment Securities LLC  
and the Estate of Bernard L. Madoff,

Plaintiff,

v.

FEDERICO CERETTI, *et al.*

Defendants.

Adv. Pro. No. 09-01161 (SMB)

**[PROPOSED] ORDER ISSUING A LETTER OF REQUEST  
FOR SERVICE ABROAD OF JUDICIAL  
OR EXTRAJUDICIAL DOCUMENTS IN CIVIL OR COMMERCIAL MATTERS**

Upon the Motion (the “Motion”), dated September 13, 2018, brought by Irving H. Picard, as trustee (the “Trustee”) for the substantively consolidated SIPA liquidation of the business of Bernard L. Madoff Investment Securities LLC and the estate of Bernard L. Madoff, seeking entry of an order (the “Order”) issuing the Letter of Request (as defined in the Motion) to be transmitted, via the appropriate channels, to the applicable court in France to obtain the



testimony of Mr. Julian Henry Chapman; and it appearing that due and sufficient notice of the Motion has been given under the circumstances; and it further appearing that the relief sought in the Motion is appropriate based upon the information provided in the Motion and in the record; and it further appearing that this Court has jurisdiction to consider the Motion and the relief requested therein pursuant to 28 U.S.C. §§ 157(a) and 1334(b); and after due deliberation; and sufficient cause appearing therefor; it is hereby

**ORDERED** that the Motion is granted; and it is further

**ORDERED** that the Letter of Request, in the form submitted with the Motion, shall be signed and sealed by the Court for transmission to the appropriate judicial authority in France so that valid service of process may be effectuated upon Mr. Julian Henry Chapman.

Dated: \_\_\_\_\_  
New York, New York

---

HONORABLE STUART M. BERNSTEIN  
UNITED STATES BANKRUPTCY JUDGE