

Baker & Hostetler LLP
45 Rockefeller Plaza
New York, New York 10111
Telephone: (212) 589-4200
Facsimile: (212) 589-4201

*Attorneys for Irving H. Picard, Trustee
for the Substantively Consolidated SIPA Liquidation
of Bernard L. Madoff Investment Securities LLC
and Bernard L. Madoff*

**UNITED STATES BANKRUPTCY COURT
SOUTHERN DISTRICT OF NEW YORK**

SECURITIES INVESTOR PROTECTION
CORPORATION,

Plaintiff-Applicant,

v.

BERNARD L. MADOFF INVESTMENT
SECURITIES LLC,

Defendant.

In re:

BERNARD L. MADOFF,

Debtor.

IRVING H. PICARD, Trustee for the
Liquidation of Bernard L. Madoff Investment
Securities LLC, and Bernard L. Madoff,

Plaintiff,

v.

BANQUE DEGROOF SA/NV (a/k/a BANQUE
DEGROOF BRUXELLES a/k/a BANK
DEGROOF SA/NV), BANQUE DEGROOF
LUXEMBOURG SA, BANQUE DEGROOF
FRANCE SA (f/k/a BANQUE DEGROOF ET
PHILLIPE SA), DEGROOF GESTION
INSTITUTIONNELLE LUXEMBOURG SA,
ELITE-STABILITY FUND SICAV AND
ELITE-STABILITY FUND SICAV
STABLEROCK COMPARTMENT, as
represented by their Liquidator PIERRE
DELANDMETER, PIERRE DELANDMETER
in his capacity as Liquidator of ELITE-
STABILITY FUND SICAV AND ELITE-

Adv. Pro. No. 08-01789 (BRL)

SIPA Liquidation

(Substantively Consolidated)

Adv. Pro. No. _____ (BRL)

COMPLAINT

STABILITY FUND SICAV STABLEROCK
COMPARTMENT, ACCESS
INTERNATIONAL ADVISORS LLC, ACCESS
MANAGEMENT LUXEMBOURG SA (f/k/a
ACCESS INTERNATIONAL ADVISORS
(LUXEMBOURG) SA), as represented by its
Liquidator FERNAND ENTRINGER,
FERNAND ENTRINGER, in his capacity as
Liquidator of ACCESS MANAGEMENT
LUXEMBOURG SA (f/k/a ACCESS
INTERNATIONAL ADVISORS
(LUXEMBOURG) SA), AForge Finance
Holding, AForge Finance, AForge
Capital Management SA, AForge
Gestion,

Defendants.

TABLE OF CONTENTS

	<u>Page</u>
I. NATURE OF THE ACTION	1
II. THE DEFENDANTS.....	2
III. JURISDICTION AND VENUE	5
IV. BACKGROUND	8
V. TRUSTEE’S POWERS AND STANDING	9
VI. THE PONZI SCHEME.....	10
VII. RELATIONSHIP OF THE PARTIES.....	13
A. Degroof and Its Subsidiary Entities BD Lux and BD France Received Subsequent Transfers from the Feeder Funds.....	13
B. Degroof Entities Worked with Access to Establish and Profit from Elite- Stability, a Fund That Invested in BLMIS Feeder Funds	14
C. Degroof Subsidiary Aforge Holding And Its Related Entities Received Subsequent Transfers from BLMIS Feeder Fund Luxalpha.....	16
VIII. THE TRANSFERS	17
A. The Fairfield Funds.....	17
1. Initial Transfers from BLMIS to Fairfield Sentry.....	17
2. Subsequent Transfers from Fairfield Sentry to Defendant Degroof.....	19
3. Subsequent Transfers from Fairfield Sentry to Defendant BD Lux	19
4. Subsequent Transfers from Fairfield Sentry to Fairfield Sigma and Subsequently to Defendant Degroof.....	20
5. Subsequent Transfers from Fairfield Sentry to Fairfield Sigma and Subsequently to Defendant BD Lux	21
B. Luxalpha	21
1. Initial Transfers from BLMIS to Luxalpha.....	21
2. Subsequent Transfers from Luxalpha to Defendant Degroof	23
3. Subsequent Transfers from Luxalpha to Defendant BD Lux	23
4. Subsequent Transfers from Luxalpha to Defendant BD France	24
5. Subsequent Transfers from Luxalpha to Defendant Stablerock	24
6. Subsequent Transfers from Luxalpha to the Aforge Defendants.....	25
C. The Groupement Funds.....	25
1. Initial Transfers from BLMIS to Groupement.....	25
2. Subsequent Transfers from Groupement to Defendant BD Lux	26

TABLE OF CONTENTS

(continued)

	<u>Page</u>
3. Subsequent Transfers from Groupement to Defendant Stablerock	27
4. Subsequent Transfers from Groupement to Groupement Levered and Subsequently to Defendant Stablerock	27
D. Kingate Euro	28
1. Initial Transfers from BLMIS to Defendant Kingate Euro.....	28
2. Subsequent Transfers from Kingate Euro to Defendant BD Lux	29
E. Oreades	30
1. Initial Transfers from BLMIS to Oreades.....	30
2. Subsequent Transfers from Oreades to Defendant Stablerock	31
F. Elite-Stability and Stablerock Fees	31
1. Subsequent Transfers from BLMIS Feeder Funds to Defendant Stablerock	31
2. Subsequent Transfers from Stablerock to Defendants BD Lux and DGI	32
3. Subsequent Transfers from Stablerock to Defendants AML (f/k/a AIA (Lux)) and AIA LLC.....	33

Irving H. Picard (the “Trustee”), as trustee for the liquidation of Bernard L. Madoff Investment Securities LLC (“BLMIS”), under the Securities Investor Protection Act (“SIPA”), 15 U.S.C. §§ 78aaa *et seq.*, and the substantively consolidated estate of Bernard L. Madoff (“Madoff”), individually, by and through his undersigned counsel, as and for his Complaint, alleges as follows:

I. NATURE OF THE ACTION

1. This adversary proceeding is part of the Trustee’s continuing efforts to recover BLMIS Customer Property¹ that was stolen as part of the massive Ponzi scheme perpetrated by Bernard L. Madoff (“Madoff”) and others.

2. With this Complaint, the Trustee seeks to recover at least \$108,098,717 in subsequent transfers of Customer Property made to Banque Degroof SA/NV (a/k/a Banque Degroof Bruxelles a/k/a Bank Degroof SA/NV) (“Degroof”), its affiliates, and related individuals and entities (collectively, the “Defendants”). The subsequent transfers made to the Defendants fall into three principal categories: (1) transfers made to Degroof and its subsidiaries in Luxembourg and France; (2) transfers and fees related to Elite-Stability Fund SICAV Stablerock Compartment, an investment fund co-sponsored and operated by Degroof subsidiaries and New York-based Access International Advisors LLC (“AIA LLC”) and its affiliated entities (collectively, “Access”), and (3) transfers made to Degroof affiliate Aforge Finance Holding (“Aforge Holding”) and/or its closely related entities.

3. The subsequent transfers were derived from investments with BLMIS made by Fairfield Sentry Limited (“Fairfield Sentry”), Fairfield Sigma Limited (“Fairfield Sigma”),

¹ SIPA § 78111(4) defines “Customer Property” as “cash and securities . . . at any time received, acquired, or held by or for the account of a debtor from or for the securities accounts of a customer, and the proceeds of any such property transferred by the debtor, including property unlawfully converted.”

Oreades SICAV (“Oreades”), Luxalpha SICAV (“Luxalpha”), Groupement Financier Ltd. (“Groupement”), Groupement Financier Levered Ltd. (“Groupement Levered,” and together with Groupement, the “Groupement Funds”), and Kingate Euro Fund Ltd. (“KINGATE EURO”), which were BLMIS feeder funds (together, the “Feeder Funds”). Except for Fairfield Sigma, which invested 100% of its assets in Fairfield Sentry, and Groupement Levered, which offered leveraged returns based on investments in the underlying Groupement fund, the Feeder Funds had direct customer accounts with BLMIS’s investment advisory business (“IA Business”) for the purpose of investing assets with BLMIS.

4. Fairfield Sentry, Fairfield Sigma, and Kingate Euro are British Virgin Island (“BVI”) investment funds that are currently in liquidation. Groupement and Groupement Levered are also BVI-based investment funds. Luxalpha and Oreades are Luxembourg-based investment funds. Both Luxalpha and Oreades are in liquidation. Each of the Feeder Funds, directly or indirectly, maintained all, or substantially all, of its assets in BLMIS customer accounts.

II. THE DEFENDANTS

The Banque Degroof Defendants

5. Defendant Degroof is a Brussels-based independent private and investment bank that has been in continuous operation since its founding in 1871, having its registered office at 1040 Brussels, rue de l’Industrie 44, Belgium, and registered with the Belgian Central Database for Enterprises under enterprise number VAT BE 0403.212.172. Degroof received subsequent transfers from at least one of the Feeder Funds.

6. Defendant Banque Degroof Luxembourg SA (“BD Lux”) is a *société anonyme* (public company limited by shares), incorporated and organized under the laws of Luxembourg, registered at the Luxembourg Register of Commerce and Companies under n° B 25.459, having

its registered office at 12, rue Eugène Ruppert, L-2453 Luxembourg, represented by its board of directors. BD Lux is a 99.93%-owned subsidiary of Degroof. BD Lux received subsequent transfers from at least one of the Feeder Funds. At various times between 2001 and 2008, BD Lux has served as co-sponsor, custodian, central administration agent, domiciliary agent, registrar and transfer agent, and prime broker for Defendants Elite-Stability Fund SICAV (“Elite-Stability”) and Elite-Stability Fund SICAV Stablerock Compartment (“Stablerock”).

7. Defendant Banque Degroof France SA (f/k/a Banque Degroof et Phillippe) (“BD France”) is a Paris-based credit institution with a registration number of 353 894 363 R.C.S. Paris, and having its registered office at 1, Rond point des Champs Elysées 75008 Paris, France. BD France is a wholly owned subsidiary of Degroof. BD France received subsequent transfers from at least one of the Feeder Funds.

8. Defendant Degroof Gestion Institutionnelle Luxembourg SA (“DGI”) is a *société anonyme* (public company limited by shares), incorporated and organized under the laws of Luxembourg, registered at the Luxembourg Register of Commerce and Companies under n° B 104.980, having its registered office at 12, rue Eugène Ruppert, L-2453 Luxembourg, represented by its board of directors. DGI is a 99.93% owned subsidiary of Degroof. Since February 1, 2008, DGI served as the manager of Elite-Stability and Stablerock.

The Elite-Stability Defendants

9. Defendant Elite-Stability is a *société d’investissement à capital variable* incorporated and organized under the laws of Luxembourg, registered at the Luxembourg Register of Commerce and Companies under n° B 84.226, having its registered office at 12, rue Eugène Ruppert, L-2453 Luxembourg. Elite-Stability is represented by its liquidator Maître Pierre Delandmeter (“Delandmeter”), residing professionally at 8-10 avenue Marie-Thérèse, L-

2132 Luxembourg. Elite-Stability was established in October 2001. Elite-Stability was placed into liquidation on September 19, 2008.

10. Defendant Stablerock is a sub-fund of Elite-Stability that was launched on February 18, 2002 by AIA LLC and BD Lux. Stablerock is represented by its liquidator Delandmeter, residing professionally at 8-10 avenue Marie-Thérèse, L-2132 Luxembourg. A portion of Stablerock was invested in BLMIS feeder funds, and Stablerock received subsequent transfers from these feeder funds, including Groupement, Luxalpha, and Oreades. Stablerock, along with its parent fund Elite-Stability, was placed into liquidation on September 19, 2008.

The Access Defendants

11. Defendant AIA LLC is a Delaware limited liability company which had its principal place of business at 509 Madison Avenue, 22nd Floor, New York, New York 10022 during the relevant period. AIA LLC served as the portfolio advisor and co-sponsor of Elite-Stability and Stablerock.

12. Defendant Access Management Luxembourg SA (“AML”) (f/k/a Access International Advisors (Luxembourg) SA (“AIA (Lux)”) is a *société anonyme* (public company limited by shares), incorporated and organized under the laws of Luxembourg, registered at the Luxembourg Register of Commerce and Companies under n° B 94564, and having its registered office at 34A, Rue Philippe II, L-2340 Luxembourg. AML is represented by its liquidator, Maître Fernand Entringer, having his offices at 34A, rue Philippe II, L-2340, Luxembourg. AML’s predecessor, AIA (Lux) served as the manager of Elite-Stability and Stablerock from August 31, 2003 until February 1, 2008. In addition, BD Lux holds a 20% ownership interest in AML.

The Aforge Defendants

13. Defendant Aforge Holding is a French-based investment company organized and incorporated under the laws of France, with a registration number of 433 031 838 R.C.S. Paris, having its registered office at 25 avenue de Messine, 75008 Paris, France. In May 2008, Degroof became a 50% owner of Aforge Holding. Aforge Holding also has related entities in France, Aforge Finance and Aforge Gestion, as well as in Switzerland, Aforge Capital Management SA (“Aforge Capital”).

14. Defendant Aforge Finance is a French-based investment company, incorporated and organized under the laws of France, with a registration number of 402 221 238 R.C.S. Paris, having its registered office 25 avenue de Messine, 75008 Paris, France.

15. Defendant Aforge Capital is a *société anonyme* (public company limited by shares), incorporated and organized under the laws of Switzerland, registered on September 30, 1999, and having its registered office at 6, Cours de Rive, 1204 Geneva, Switzerland.

16. Defendant Aforge Gestion is a financial management company incorporated and organized under the laws of France, with a registration number of 433 270 964 R.C.S. Paris, and having its registered office at 25 avenue de Messine, 75008 Paris, France.

17. Defendants Aforge Holding, Aforge Finance, Aforge Capital, and/or Aforge Gestion (collectively, the “Aforge Defendants”) received subsequent transfers from Luxalpha.

III. JURISDICTION AND VENUE

18. The Trustee brings this adversary proceeding pursuant to his statutory authority under SIPA §§ 78fff(b), 78fff-1(a), and 78fff-2(c)(3); sections 105(a), 550(a), and 551 of title 11 of the United States Code, 11 U.S.C. §§ 101 *et. seq.* (the “Bankruptcy Code”); and the New York Fraudulent Conveyance Act (New York Debtor & Creditor Law) (“NYDCL”) §§ 273-279

(McKinney 2001), to obtain avoidable and recoverable transfers received by the Defendants as subsequent transferees of funds originating from BLMIS.

19. This is an adversary proceeding brought in this Court, in which the main underlying substantively consolidated SIPA case, Adv. Pro. No. 08-01789 (BRL) (the “SIPA Case”), is pending. The SIPA Case was originally brought in the United States District Court for the Southern District of New York (the “District Court”) as *Securities Exchange Commission v. Bernard L. Madoff Investment Securities LLC, et al.*, No. 08 Civ. 10791 (the “District Court Proceeding”). This Court has jurisdiction over this adversary proceeding under 28 U.S.C. § 1334(b) and 15 U.S.C. §§ 78eee(b)(2)(A), (b)(4).

20. This Court has personal jurisdiction over all of the Defendants captioned herein pursuant to New York Civil Practice Law and Rules 301 and 302, and Bankruptcy Rule 7004. The Defendants purposely availed themselves of the laws and protections of the United States and the state of New York by, among other things, knowingly directing monies to be invested with New York-based BLMIS through the Feeder Funds. The Defendants knowingly received subsequent transfers from BLMIS by withdrawing money from the Feeder Funds, and by accepting fees from Defendants Elite-Stability and Stablerock. Defendants directed investment activity into the United States, serviced these investments, and ultimately profited from this activity.

21. Defendants Degroof, BD Lux, and BD France are subject to personal jurisdiction as a result of the funds they knowingly transferred to New York-based BLMIS through the Feeder Funds, and by their knowing receipt of subsequent transfers from BLMIS as a result of withdrawals from these Feeder Funds. As described in further detail below, BD Lux also co-

sponsored and managed Elite-Stability and Stablerock with Access, and directed investments to BLMIS in New York through Access-operated BLMIS feeder funds.

22. Defendants Elite-Stability and Stablerock are subject to personal jurisdiction as a result of the monies they knowingly transferred to New York-based BLMIS through the BLMIS feeder funds Luxalpha, Groupement, and Oreades, and by their knowing receipt of transfers from BLMIS as a result of withdrawals from these funds. In addition, Defendant BD Lux is subject to jurisdiction as a result of its roles as co-sponsor, custodian, central administration agent, domiciliary agent, registrar and transfer agent, and prime broker, for Elite-Stability and Stablerock, and the fees it earned as a result of these roles. BD Lux personnel regularly interacted and communicated with the New York office of Access regarding Elite-Stability and Stablerock, and, in particular, regarding Stablerock's investments in BLMIS feeder funds. BD Lux also maintained a bank account with JPMorgan Chase & Co. in Brooklyn, New York, which was used to process redemptions made by Stablerock, including redemptions from Groupement. Subscriptions by investors into Stablerock made in U.S. Dollars were also processed through BD Lux's New York bank account. Defendant DGI is also subject to jurisdiction through its role as manager of Elite-Stability and Stablerock and the fees it earned as a result of this role.

23. Defendant AML (f/k/a AIA (Lux)) is subject to jurisdiction as a result of its role as the manager of Elite-Stability and Stablerock, and the fees that it received as a result of this role. AML is further subject to jurisdiction through its connections to and relationship with the affiliated Access office in New York.

24. The Aforge Defendants are subject to personal jurisdiction as a result of the funds they knowingly transferred to New York-based BLMIS through the BLMIS feeder fund Luxalpha, and by their knowing receipt of subsequent transfers from BLMIS as a result of

withdrawals from this fund. In addition, Aforge Capital personnel regularly communicated with Access' New York office regarding subscriptions into and redemptions out of Luxalpha. Furthermore, the Aforge Defendants maintain an associated office at 375 Park Avenue, New York, New York.

IV. BACKGROUND

25. On December 11, 2008 (the "Filing Date"), Madoff was arrested by federal agents for violation of the criminal securities laws, including, *inter alia*, securities fraud, investment adviser fraud, and mail and wire fraud. Contemporaneously, the U.S. Securities and Exchange Commission ("SEC") commenced the District Court Proceeding against Madoff and BLMIS. The SEC complaint alleges that Madoff and BLMIS engaged in fraud through the investment adviser activities of BLMIS. The District Court Proceeding remains pending.

26. On December 12, 2008, The Honorable Louis L. Stanton of the District Court entered an order appointing Lee S. Richards as receiver for the assets of BLMIS.

27. On December 15, 2008, under § 78eee(a)(4)(A), the SEC consented to a combination of its own action with an application of the Securities Investor Protection Corporation ("SIPC"). Thereafter, under § 78eee(a)(4)(B) of SIPA, SIPC filed an application in the District Court alleging, *inter alia*, that BLMIS was not able to meet its obligations to securities customers as they came due and, accordingly, its customers needed the protections afforded by SIPA.

28. Also on December 15, 2008, Judge Stanton granted the SIPC application and entered an order under SIPA (known as the "Protective Decree"), which, in pertinent part: removed the receiver and appointed the Trustee for the liquidation of the business of BLMIS under SIPA § 78eee(b)(3); appointed Baker & Hostetler LLP as counsel to the Trustee under

SIPA § 78eee(b)(3); and removed the case to the United States Bankruptcy Court for the Southern District of New York (the “Bankruptcy Court”) under § 78eee(b)(4) of SIPA.

29. By orders dated December 23, 2008, and February 4, 2009, respectively, the Bankruptcy Court approved the Trustee’s bond and found the Trustee was a disinterested person. Accordingly, the Trustee is duly qualified to serve and act on behalf of the estate of BLMIS.

30. At a plea hearing (the “Plea Hearing”) on March 12, 2009, in the case captioned *United States v. Madoff*, Case No. 09-CR-213 (DC) (S.D.N.Y. March 12, 2009) (Docket No. 50), Madoff pled guilty to an eleven-count criminal information filed against him by the United States Attorney’s Office for the Southern District of New York. At the Plea Hearing, Madoff admitted that he “operated a Ponzi scheme through the investment advisory side of [BLMIS].” *Id.* at 23. Additionally, Madoff admitted “[a]s I engaged in my fraud, I knew what I was doing [was] wrong, indeed criminal.” *Id.* On June 29, 2009, Madoff was sentenced to 150 years in prison.

31. On August 11, 2009, a former BLMIS employee, Frank DiPascali, pled guilty to participating in and conspiring to perpetuate the Ponzi scheme. At a plea hearing on August 11, 2009, in the case entitled *United States v. DiPascali*, Case No. 09-CR-764 (RJS) (S.D.N.Y. Aug. 11, 2009), DiPascali pled guilty to a ten-count criminal information. Among other things, DiPascali admitted that the Ponzi scheme had been ongoing at BLMIS since at least the 1980s.

V. TRUSTEE’S POWERS AND STANDING

32. As Trustee appointed under SIPA, the Trustee is charged with recovering and paying out Customer Property to BLMIS customers, assessing claims, and liquidating any other assets of BLMIS for the benefit of the estate and its creditors. The Trustee is in the process of marshaling BLMIS’s assets, and this liquidation is well underway. However, the estate’s present assets will not be sufficient to reimburse BLMIS customers for the billions of dollars they

invested with BLMIS over the years. Consequently, the Trustee must use his broad authority under SIPA and the Bankruptcy Code to pursue recoveries, including those from individuals and entities that received preferences and fraudulent transfers to the detriment of defrauded customers whose money was consumed by the Ponzi scheme. Absent this and other recovery actions, the Trustee will be unable to satisfy the claims described in subparagraphs (A) through (D) of SIPA § 78fff-2(c)(1).

33. Under SIPA § 78fff-1(a), the Trustee has the general powers of a bankruptcy trustee in a case under the Bankruptcy Code, in addition to the powers granted by SIPA under § 78fff-1(b). Chapters 1, 3, 5 and subchapters I and II of chapter 7 of the Bankruptcy Code apply to this case to the extent consistent with SIPA.

34. Under SIPA §§ 78fff(b) and 78fff(7)(B), the Filing Date is deemed to be the date of the filing of the petition within the meaning of section 548 of the Bankruptcy Code and the date of commencement of the case within the meaning of section 544 of the Bankruptcy Code.

35. The Trustee has standing to bring these claims under § 78fff-1(a) of SIPA and the Bankruptcy Code, including sections 323(b), 544, and 704(a)(1), because the Trustee has the power and authority to avoid and recover transfers under sections 544, 547, 548, 550(a), and 551 of the Bankruptcy Code and SIPA §§ 78fff-1(a) and 78fff-2(c)(3).

VI. THE PONZI SCHEME

36. BLMIS was founded by Madoff in 1959 and, for most of its existence, operated from its principal place of business at 885 Third Avenue, New York, New York. Madoff, as founder, chairman, chief executive officer, and sole owner, operated BLMIS together with several of his friends and family members. BLMIS was registered with the SEC as a securities broker-dealer under Section 15(b) of the Securities Exchange Act of 1934, 15 U.S.C. § 78o(b).

By virtue of that registration, BLMIS was a member of SIPC. BLMIS had three business units: market making, proprietary trading, and the IA Business.

37. Outwardly, Madoff ascribed the consistent success of the IA Business to the so-called split-strike conversion strategy (“SSC Strategy”). Under that strategy, Madoff purported to invest BLMIS customers’ funds in a basket of common stocks within the Standard & Poor’s 100 Index (“S&P 100”)—a collection of the 100 largest publicly traded companies. Madoff claimed that his basket of stocks would mimic the movement of the S&P 100. He also asserted that he would carefully time purchases and sales to maximize value, and BLMIS customers’ funds would, intermittently, be out of the equity markets.

38. The second part of the SSC Strategy was a hedge of Madoff’s stock purchases with options contracts. Those option contracts acted as a “collar” to limit both the potential gains and losses on the basket of stocks. Madoff purported to use proceeds from the sale of S&P 100 call options to finance the cost of purchasing S&P 100 put options. Madoff told BLMIS customers that when he exited the market, he would close out all equity and option positions and invest all the resulting cash in United States Treasury bills or in mutual funds holding Treasury bills. Madoff also told customers that he would enter and exit the market between six and ten times each year.

39. BLMIS’s IA Business customers received fabricated monthly or quarterly statements showing that securities were held in, or had been traded through, their accounts. The securities purchases and sales shown in the account statements never occurred, and the profits reported were entirely fictitious. At the Plea Hearing, Madoff admitted that he never made the investments he promised clients, who believed they were invested with him in the SSC Strategy. He further admitted that he never purchased any of the securities he claimed to have purchased

for the IA Business's customer accounts. In fact, there is no record of BLMIS having cleared a single purchase or sale of securities in connection with the SSC Strategy on any trading platform on which BLMIS reasonably could have traded securities. Instead, investors' funds were principally deposited into the BLMIS account at JPMorgan Chase & Co., Account #xxxxxxxxxxxx703.

40. Prior to his arrest, Madoff assured clients and regulators that he purchased and sold the put and call options on the over-the-counter ("OTC") market after hours, rather than through any listed exchange. Based on the Trustee's investigation to date, there is no evidence that the IA Business ever entered into any OTC options trades on behalf of IA Business account holders.

41. For all periods relevant hereto, the IA Business was operated as a Ponzi scheme. The money received from investors was not invested in stocks and options, but rather used to pay withdrawals and to make other avoidable transfers. Madoff also used his customers' investments to enrich himself, his associates, and his family.

42. The falsified monthly account statements reported that the accounts of the IA Business customers had made substantial gains, but in reality, due to the siphoning and diversion of new investments to fulfill payment requests or withdrawals from other BLMIS accountholders, BLMIS did not have the funds to pay investors for those new investments. BLMIS only survived as long as it did by using the stolen principal invested by customers to pay other customers.

43. It was essential for BLMIS to honor requests for payments in accordance with the falsely inflated account statements, because failure to do so promptly could have resulted in demand, investigation, the filing of a claim, and disclosure of the fraud.

44. Madoff's scheme continued until December 2008, when the requests for withdrawals overwhelmed the flow of new investments and caused the inevitable collapse of the Ponzi scheme.

45. Based upon the Trustee's ongoing investigation, it now appears there were more than 8,000 customer accounts at BLMIS over the life of the scheme. In early December 2008, BLMIS generated account statements for its approximately 4,900 open customer accounts. When added together, these statements purportedly showed that BLMIS customers had approximately \$65 billion invested through BLMIS. In reality, BLMIS had assets on hand worth only a fraction of that amount. Customer accounts had not accrued any real profits because virtually no investments were ever made. By the time the Ponzi scheme came to light on December 11, 2008, with Madoff's arrest, investors had already lost approximately \$20 billion in principal.

46. Thus, at all times relevant hereto, the liabilities of BLMIS were billions of dollars greater than its assets. BLMIS was insolvent in that: (i) its assets were worth less than the value of its liabilities; (ii) it could not meet its obligations as they came due; and (iii) at the time of the transfers, BLMIS was left with insufficient capital.

VII. RELATIONSHIP OF THE PARTIES

A. Degroof and Its Subsidiary Entities BD Lux and BD France Received Subsequent Transfers from the Feeder Funds

47. Degroof is a Brussels-based investment bank that maintains at least twenty-one subsidiaries and several partnerships to offer financial services worldwide. Degroof and its subsidiaries in Luxembourg and France—BD Lux and BD France, respectively—invested in the Feeder Funds and received subsequent transfers from these funds in the form of redemptions and/or fees for services. Degroof received subsequent transfers through its investments in

Luxalpha, Fairfield Sigma and Fairfield Sentry. BD Lux received subsequent transfers from Fairfield Sentry, Fairfield Sigma, Luxalpha, Kingate Euro, and Groupement. BD France received subsequent transfers from Luxalpha.

B. Degroof Entities Worked with Access to Establish and Profit from Elite-Stability, a Fund That Invested in BLMIS Feeder Funds

48. Degroof, its subsidiaries, and Access were intimately acquainted businesses. Degroof and its subsidiaries received a significant amount of transfers from Access's BLMIS funds, maintained a 20% interest in two Access entities, and partnered with Access to create Stablerock, which invested in several BLMIS feeder funds. Both Access and Degroof received substantial benefits from this relationship.

49. Access, founded in 1995 by Patrick Littaye ("Littaye") and Thierry Magon de la Villehuchet (a/k/a René Thierry de la Villehuchet) ("Villehuchet"), consists of distinct legal entities, including Defendants AIA LLC and AML, additional Luxembourg-based entity Access Partners SA (Luxembourg) ("AP (Lux)"), and other entities based in the United States, England, the Bahamas, and Switzerland. These entities were, in reality, a single business enterprise which was, at all times relevant herein, coordinated, dominated and controlled by Littaye and Villehuchet. Littaye and Villehuchet marketed and utilized their network of Access entities as a single business enterprise to service their many BLMIS products, which included Luxalpha, Groupement, and Oreades. Access facilitated and perpetuated the Madoff fraud by opening the door to substantial investments from Europe that Madoff needed to sustain the Ponzi scheme.

50. Littaye and Madoff had a relationship dating back to 1985, and it was this well-guarded relationship that led to Access's creation of Oreades, Luxalpha, Groupement, and other BLMIS feeder funds. Access misrepresented the controls, oversight, and protections in place for

its BLMIS invested funds, and ultimately endorsed BLMIS without performing the due diligence that was promised.

51. Through Littaye's intimate relationship with Madoff, Degroof gained access to BLMIS. Access funneled more than two billion dollars into BLMIS through its funds Oreades, Luxalpha and Groupement. Degroof and its related entities, including Stablerock and the Aforge Defendants, received over \$100 million in redemptions from these funds over the relevant time period.

52. Degroof and Access co-owned two Access entities used to administer and manage Access's BLMIS products. When AML (formerly AIA (Lux)) was formed in July 2003, 20% of the shares of the newly-incorporated entity were allocated to BD Lux. Principals of BD Lux, Jean-Michel Gelhay, and Alain Leonard ("Leonard"), served as directors of AML and its predecessor AIA (Lux) along with Littaye, Delandmeter, and Villehuchet. Likewise, when AP (Lux) was formed on February 5, 2007, 20% of its shares were allocated to BD Lux. Leonard also served as a director of AP (Lux) along with Littaye, Delandmeter, and Villehuchet. These entities were created to service Access's BLMIS invested funds. AML and its predecessor entity AIA (Lux) served, at various times, as the portfolio advisor and portfolio manager for Luxalpha. At various times, AP (Lux) served as the investment advisor for Luxalpha and Groupement Levered. BD Lux and AIA LLC also created and co-sponsored Elite-Stability, and, on February 18, 2002, launched its sub-fund, Stablerock. Stablerock was yet another avenue for BD Lux and Access to funnel money into BLMIS. Although Stablerock did not have a direct account with BLMIS, it invested in Access's BLMIS Feeder Funds, including Oreades, the Groupement Funds, and Luxalpha.

53. Both BD Lux and Access maintained a presence on Elite-Stability's board of directors. From 2002 through 2008 Leonard, who served as the Deputy Director of BD Lux and Managing Director of DGI, served as the Chairman of the Elite-Stability board of directors. Donald Villeneuve ("Villeneuve"), a Deputy Director of BD Lux, also served on the Elite-Stability board of directors from 2002 through 2008. In addition, Access principals Littaye, Villehuchet, and Delandmeter served on Elite-Stability's board of directors.

54. Both BD Lux and Access served in various roles with regard to Stablerock, and received subsequent transfers in the form of fees, which are recoverable as subsequent transfers. At various times between 2002 and 2008, BD Lux served as Stablerock's co-sponsor, custodian, central administrative agent, domiciliary agent, registrar and transfer agent, and prime broker. Upon information and belief, BD Lux received fees for all of these roles.

55. Starting on February 1, 2008, Degroof subsidiary DGI served as the manager and portfolio advisor of Stablerock. Upon information and belief, DGI received fees for its roles from Customer Property which are recoverable as subsequent transfers.

56. Several Access entities also provided services to Stablerock. AIA LLC served as the co-sponsor and the portfolio advisor of Stablerock from February 18, 2002 until June 2008. AML's predecessor, AIA (Lux) also served as the advisor of Stablerock from August 31, 2003 until February 1, 2008. Upon information and belief, AIA LLC and (AIA) Lux received fees for their various roles from Customer Property which are recoverable as subsequent transfers.

C. Degroof Subsidiary Aforge Holding And Its Related Entities Received Subsequent Transfers from BLMIS Feeder Fund Luxalpha

57. Degroof maintained a 50% ownership stake in the French investment company Aforge Holding. Aforge Holding, along with its affiliated entities in France and Switzerland (collectively, as previously defined, the "Aforge Defendants") had significant financial ties to

Access's Madoff feeder fund Luxalpha. Upon information and belief, the Aforge Defendants redeemed approximately \$48,063,061 from Luxalpha. Luxalpha also benefitted from this arrangement by receiving management fees for simply directing funds to Madoff's Ponzi scheme.

58. Moreover, Aforge Holding's ties to Access went beyond investments in and redemptions from Access-operated Madoff feeder funds. Colin Vidal, a Vice President of Aforge Capital, served as an incorporator and principal of Access Partners (Suisse) S.A. ("AP (Suisse)"). AP Suisse was created to serve as the manager of the BLMIS-invested Groupement Funds.

59. Utilizing its ties to Access, the Aforge Defendants received subsequent transfers from Madoff feeder fund Luxalpha.

VIII. THE TRANSFERS

60. Fairfield Sentry, Oreades, Luxalpha, Groupement, and Kingate Euro received initial transfers of BLMIS Customer Property. Some or all of these initial transfers were subsequently transferred directly or indirectly to the Defendants.

A. The Fairfield Funds

1. Initial Transfers from BLMIS to Fairfield Sentry

61. The Trustee filed an adversary proceeding against Fairfield Sentry, Fairfield Sigma, and other defendants in the Bankruptcy Court under the caption *Picard v. Fairfield Sentry Ltd., et al.*, Adv. Pro. No. 09-01239 (BRL), in which, in part, the Trustee sought to avoid and recover initial transfers of Customer Property from BLMIS to Fairfield Sentry in the amount of approximately \$3 billion (the "Fairfield Amended Complaint"). The Trustee incorporates by reference the allegations contained in the Fairfield Amended Complaint as if fully set forth herein.

62. During the six years preceding the Filing Date, BLMIS made transfers to Fairfield Sentry of approximately \$3 billion (the “Fairfield Sentry Six Year Initial Transfers”). The Fairfield Sentry Six Year Initial Transfers were and continue to be Customer Property within the meaning of SIPA § 78III(4), and are avoidable and recoverable under sections 544, 550, and 551 of the Bankruptcy Code, §§ 273-279 of the NYDCL, and applicable provisions of SIPA, particularly SIPA § 78fff-2(c)(3).

63. The Fairfield Sentry Six Year Initial Transfers include approximately \$1.6 billion which BLMIS transferred to Fairfield Sentry during the two years preceding the Filing Date (the “Fairfield Sentry Two Year Initial Transfers”). The Fairfield Sentry Two Year Initial Transfers were and continue to be Customer Property within the meaning of SIPA § 78III(4), and are avoidable and recoverable under sections 544, 548, 550, and 551 of the Bankruptcy Code, §§ 273-279 of the NYDCL, and applicable provisions of SIPA, particularly SIPA § 78fff-2(c)(3).

64. The Fairfield Sentry Two Year Initial Transfers include approximately \$1.1 billion which BLMIS transferred to Fairfield Sentry during the 90 days preceding the Filing Date (the “Fairfield Sentry Preference Period Initial Transfers”). The Fairfield Sentry Preference Period Initial Transfers were and continue to be Customer Property within the meaning of SIPA § 78III(4), and are avoidable and recoverable under sections 547, 550, and 551 of the Bankruptcy Code, and applicable provisions of SIPA, particularly SIPA § 78fff-2(c)(3).

65. The Fairfield Sentry Six Year Initial Transfers, the Fairfield Sentry Two Year Initial Transfers, and the Fairfield Sentry Preference Period Initial Transfers are collectively defined as the “Fairfield Sentry Initial Transfers.” Charts setting forth these transfers are attached as Exhibits A and B.

66. Pursuant to the Bankruptcy Court's June 7 and June 10, 2011 orders, the Bankruptcy Court conditionally approved a settlement among the Trustee, Fairfield Sentry, and others (the "Settlement Agreement"). On July 13, 2011, the settlement became effective and the Bankruptcy Court entered a consent judgment granting the Trustee a judgment in the amount of \$3.05 billion. Under the terms of the Settlement Agreement, Fairfield Sentry is obligated to pay \$70 million to the Trustee for the benefit of the consolidated BLMIS estate. Through this Settlement Agreement, the Trustee has successfully avoided the Fairfield Sentry Initial Transfers.

2. Subsequent Transfers from Fairfield Sentry to Defendant Degroof

67. A portion of the Fairfield Sentry Initial Transfers was subsequently transferred either directly or indirectly to, or for the benefit of, Defendant Degroof and is recoverable from Defendant Degroof pursuant to section 550 of the Bankruptcy Code and § 278 of the NYDCL. Based on the Trustee's investigation to date, at least \$58,473 of the money transferred from BLMIS to Fairfield Sentry was subsequently transferred by Fairfield Sentry to Degroof (the "Fairfield Sentry Degroof Subsequent Transfers"). A chart setting forth the Fairfield Sentry Degroof Subsequent Transfers is attached as Exhibit C.

68. The Trustee's investigation is on-going, and the Trustee reserves the right to: (i) supplement the information on the Fairfield Sentry Initial Transfers, the Fairfield Sentry Degroof Subsequent Transfers, and any additional transfers, and (ii) seek recovery of such additional transfers.

3. Subsequent Transfers from Fairfield Sentry to Defendant BD Lux

69. A portion of the Fairfield Sentry Initial Transfers was subsequently transferred either directly or indirectly to, or for the benefit of, Defendant BD Lux and is recoverable from Defendant BD Lux pursuant to section 550 of the Bankruptcy Code and § 278 of the NYDCL.

Based on the Trustee's investigation to date, at least \$1,303,203 of the money transferred from BLMIS to Fairfield Sentry was subsequently transferred by Fairfield Sentry to Defendant BD Lux (the "Fairfield Sentry BD Lux Subsequent Transfers"). A chart setting forth the Fairfield Sentry BD Lux Subsequent Transfers is attached as Exhibit D.

70. The Trustee's investigation is on-going, and the Trustee reserves the right to: (i) supplement the information on the Fairfield Sentry Initial Transfers, the Fairfield Sentry BD Lux Subsequent Transfers, and any additional transfers, and (ii) seek recovery of such additional transfers.

4. Subsequent Transfers from Fairfield Sentry to Fairfield Sigma and Subsequently to Defendant Degroof

71. A portion of the Fairfield Sentry Initial Transfers was subsequently transferred either directly or indirectly to, or for the benefit of, Defendant Degroof and is recoverable from Defendant Degroof pursuant to section 550 of the Bankruptcy Code and § 278 of the NYDCL. Based on the Trustee's investigation to date, approximately \$752,273,917 of the money transferred from BLMIS to Fairfield Sentry was subsequently transferred by Fairfield Sentry to Fairfield Sigma. Thereafter, at least \$1,686,846 was transferred by Fairfield Sigma to Defendant Degroof (the "Fairfield Sigma Degroof Subsequent Transfers"). Charts setting forth the Fairfield Sigma Degroof Subsequent Transfers are attached as Exhibits E and F.

72. The Trustee's investigation is on-going, and the Trustee reserves the right to: (i) supplement the information on the Fairfield Sentry Initial Transfers, the Fairfield Sigma Degroof Subsequent Transfers, and any additional transfers, and (ii) seek recovery of such additional transfers.

5. Subsequent Transfers from Fairfield Sentry to Fairfield Sigma and Subsequently to Defendant BD Lux

73. A portion of the Fairfield Sentry Initial Transfers was subsequently transferred either directly or indirectly to, or for the benefit of, Defendant BD Lux and is recoverable from Defendant BD Lux pursuant to section 550 of the Bankruptcy Code and § 278 of the NYDCL. Based on the Trustee's investigation to date, approximately \$752,273,917 of the money transferred from BLMIS to Fairfield Sentry was subsequently transferred by Fairfield Sentry to Fairfield Sigma. Thereafter, at least \$305,308 was transferred by Fairfield Sigma to Defendant BD Lux (the "Fairfield Sigma BD Lux Subsequent Transfers"). Charts setting forth the Fairfield Sigma BD Lux Subsequent Transfers are attached as Exhibits E and G.

74. The Trustee's investigation is on-going, and the Trustee reserves the right to: (i) supplement the information on the Fairfield Sentry Initial Transfers, the Fairfield Sigma BD Lux Subsequent Transfers, and any additional transfers, and (ii) seek recovery of such additional transfers.

75. The Fairfield Sentry Degroof Subsequent Transfers, the Fairfield Sentry BD Lux Subsequent Transfers, the Fairfield Sigma Degroof Subsequent Transfers, and the Fairfield Sigma BD Lux Subsequent are collectively defined as the "Fairfield Subsequent Transfers."

B. Luxalpha

1. Initial Transfers from BLMIS to Luxalpha

76. The Trustee filed an adversary proceeding against Luxalpha and other defendants in the Bankruptcy Court under the caption *Picard v. UBS AG, et al.*, Adv. Pro. No. 10-04285 (BRL), in which, in part, the Trustee sought to avoid and recover initial transfers of Customer Property from BLMIS to Luxalpha in the amount of approximately \$766 million (the "Luxalpha

Amended Complaint”). The Trustee incorporates by reference the allegations contained in the Luxalpha Amended Complaint as if fully set forth herein.

77. During the six years preceding the Filing Date, BLMIS made transfers to Luxalpha of approximately \$766 million (the “Luxalpha Six Year Initial Transfers”). The Luxalpha Six Year Initial Transfers were and continue to be Customer Property within the meaning of SIPA § 78III(4), and are avoidable and recoverable under sections 544, 550, and 551 of the Bankruptcy Code, §§ 273-279 of the NYDCL, and applicable provisions of SIPA, particularly SIPA § 78fff-2(c)(3).

78. The Luxalpha Six Year Initial Transfers include approximately \$743 million which BLMIS transferred to Luxalpha during the two years preceding the Filing Date (the “Luxalpha Two Year Initial Transfers”). The Luxalpha Two Year Initial Transfers were and continue to be Customer Property within the meaning of SIPA § 78III(4), and are avoidable and recoverable under sections 544, 548, 550, and 551 of the Bankruptcy Code, §§ 273-279 of the NYDCL, and applicable provisions of SIPA, particularly SIPA § 78fff-2(c)(3).

79. The Luxalpha Two Year Initial Transfers include approximately \$536 million which BLMIS transferred to Luxalpha during the 90 days preceding the Filing Date (the “Luxalpha Preference Period Initial Transfers”). The Luxalpha Preference Period Initial Transfers were and continue to be Customer Property within the meaning of SIPA § 78III(4), and are avoidable and recoverable under sections 547, 550, and 551 of the Bankruptcy Code, and applicable provisions of SIPA, particularly SIPA § 78fff-2(c)(3).

80. The Luxalpha Six Year Initial Transfers, the Luxalpha Two Year Initial Transfers, and the Luxalpha Preference Period Initial Transfers are collectively defined as the “Luxalpha Initial Transfers.” Charts setting forth these transfers are attached as Exhibits H and I.

2. Subsequent Transfers from Luxalpha to Defendant Degroof

81. A portion of the Luxalpha Initial Transfers was subsequently transferred either directly or indirectly to, or for the benefit of, Defendant Degroof and is recoverable from Defendant Degroof pursuant to section 550 of the Bankruptcy Code and § 278 of the NYDCL. Based on the Trustee's investigation to date, at least \$9,094,755 of the money transferred from BLMIS to Luxalpha was subsequently transferred by Luxalpha to Degroof (the "Luxalpha Degroof Subsequent Transfers"). A chart setting forth the Luxalpha Degroof Subsequent Transfers is attached as Exhibit J.

82. The Trustee's investigation is on-going, and the Trustee reserves the right to: (i) supplement the information on the Luxalpha Initial Transfers, the Luxalpha Degroof Subsequent Transfers, and any additional transfers, and (ii) seek recovery of such additional transfers.

3. Subsequent Transfers from Luxalpha to Defendant BD Lux

83. A portion of the Luxalpha Initial Transfers was subsequently transferred either directly or indirectly to, or for the benefit of, Defendant BD Lux and is recoverable from Defendant BD Lux pursuant to section 550 of the Bankruptcy Code and § 278 of the NYDCL. Based on the Trustee's investigation to date, at least \$2,900,000 of the money transferred from BLMIS to Luxalpha was subsequently transferred by Luxalpha to BD Lux (the "Luxalpha BD Lux Subsequent Transfers"). A chart setting forth the Luxalpha BD Lux Subsequent Transfers is attached as Exhibit K.

84. The Trustee's investigation is on-going, and the Trustee reserves the right to: (i) supplement the information on the Luxalpha Initial Transfers, the Luxalpha BD Lux Subsequent Transfers, and any additional transfers, and (ii) seek recovery of such additional transfers.

4. Subsequent Transfers from Luxalpha to Defendant BD France

85. A portion of the Luxalpha Initial Transfers was subsequently transferred either directly or indirectly to, or for the benefit of, Defendant BD France and is recoverable from Defendant BD France pursuant to section 550 of the Bankruptcy Code and § 278 of the NYDCL. Based on the Trustee's investigation to date, at least \$6,210,000 of the money transferred from BLMIS to Luxalpha was subsequently transferred by Luxalpha to BD France (the "Luxalpha BD France Subsequent Transfers"). A chart setting forth the Luxalpha BD France Subsequent Transfers is attached as Exhibit L.

86. The Trustee's investigation is on-going, and the Trustee reserves the right to: (i) supplement the information on the Luxalpha Initial Transfers, the Luxalpha BD France Subsequent Transfers, and any additional transfers, and (ii) seek recovery of such additional transfers.

5. Subsequent Transfers from Luxalpha to Defendant Stablerock

87. A portion of the Luxalpha Initial Transfers was subsequently transferred either directly or indirectly to, or for the benefit of, Defendant Stablerock and is recoverable from Defendant Stablerock pursuant to section 550 of the Bankruptcy Code and § 278 of the NYDCL. Based on the Trustee's investigation to date, at least \$2,941,845 of the money transferred from BLMIS to Luxalpha was subsequently transferred by Luxalpha to Stablerock (the "Luxalpha Stablerock Subsequent Transfers"). A chart setting forth the Luxalpha Stablerock Subsequent Transfers is attached as Exhibit M.

88. The Trustee's investigation is on-going, and the Trustee reserves the right to: (i) supplement the information on the Luxalpha Initial Transfers, the Luxalpha Stablerock Subsequent Transfers, and any additional transfers, and (ii) seek recovery of such additional transfers.

6. Subsequent Transfers from Luxalpha to the Aforge Defendants

89. A portion of the Luxalpha Initial Transfers was subsequently transferred either directly or indirectly to, or for the benefit of, the Aforge Defendants and is recoverable from the Aforge Defendants pursuant to section 550 of the Bankruptcy Code and § 278 of the NYDCL. Based on the Trustee's investigation to date, at least \$48,063,061 of the money transferred from BLMIS to Luxalpha was subsequently transferred by Luxalpha to the Aforge Defendants (the "Luxalpha Aforge Subsequent Transfers"). A chart setting forth the Luxalpha Aforge Subsequent Transfers is attached as Exhibit N.

90. The Trustee's investigation is on-going, and the Trustee reserves the right to: (i) supplement the information on the Luxalpha Initial Transfers, the Luxalpha Aforge Subsequent Transfers, and any additional transfers, and (ii) seek recovery of such additional transfers.

91. The Luxalpha Degroof Subsequent Transfers, the Luxalpha BD Lux Subsequent Transfers, the Luxalpha BD France Subsequent Transfers, the Luxalpha Stablerock Subsequent Transfers, and the Luxalpha Aforge Subsequent Transfers are collectively defined as the "Luxalpha Subsequent Transfers."

C. The Groupement Funds

1. Initial Transfers from BLMIS to Groupement

92. In the Luxalpha Amended Complaint, the Trustee also sought to avoid and recover initial transfers of Customer Property from BLMIS to Groupement in the amount of approximately \$356 million.

93. During the six years preceding the Filing Date, BLMIS made transfers to Groupement of approximately \$356 million (the "Groupement Six Year Initial Transfers"). The Groupement Six Year Initial Transfers were and continue to be Customer Property within the

meaning of SIPA § 78III(4), and are avoidable and recoverable under sections 544, 550, and 551 of the Bankruptcy Code, §§ 273-279 of the NYDCL, and applicable provisions of SIPA, particularly SIPA § 78fff-2(c)(3).

94. The Groupement Six Year Initial Transfers include approximately \$277 million which BLMIS transferred to Groupement during the two years preceding the Filing Date (the “Groupement Two Year Initial Transfers”). The Groupement Two Year Initial Transfers were and continue to be Customer Property within the meaning of SIPA § 78III(4), and are avoidable and recoverable under sections 544, 548, 550, and 551 of the Bankruptcy Code, §§ 273-279 of the NYDCL, and applicable provisions of SIPA, particularly SIPA § 78fff-2(c)(3).

95. The Groupement Two Year Initial Transfers include approximately \$260 million which BLMIS transferred to Groupement during the 90 days preceding the Filing Date (the “Groupement Preference Period Initial Transfers”). The Groupement Preference Period Initial Transfers were and continue to be Customer Property within the meaning of SIPA § 78III(4), and are avoidable and recoverable under sections 547, 550, and 551 of the Bankruptcy Code, and applicable provisions of SIPA, particularly SIPA § 78fff-2(c)(3).

96. The Groupement Six Year Initial Transfers, the Groupement Two Year Initial Transfers, and the Groupement Preference Period Initial Transfers are collectively defined as the “Groupement Initial Transfers.” Charts setting forth these transfers are attached as Exhibits O and P.

2. Subsequent Transfers from Groupement to Defendant BD Lux

97. A portion of the Groupement Initial Transfers was subsequently transferred either directly or indirectly to, or for the benefit of, Defendant BD Lux and is recoverable from Defendant BD Lux pursuant to section 550 of the Bankruptcy Code and § 278 of the NYDCL. Based on the Trustee’s investigation to date, at least \$639,781 of the money transferred from

BLMIS to Groupement was subsequently transferred by Groupement to BD Lux (the “Groupement BD Lux Subsequent Transfers”). A chart setting forth the Groupement BD Lux Subsequent Transfers is attached as Exhibit Q.

98. The Trustee’s investigation is on-going, and the Trustee reserves the right to: (i) supplement the information on the Groupement Initial Transfers, the Groupement BD Lux Subsequent Transfers, and any additional transfers, and (ii) seek recovery of such additional transfers.

3. Subsequent Transfers from Groupement to Defendant Stablerock

99. A portion of the Groupement Initial Transfers was subsequently transferred either directly or indirectly to, or for the benefit of, Defendant Stablerock and is recoverable from Defendant Stablerock pursuant to section 550 of the Bankruptcy Code and § 278 of the NYDCL. Based on the Trustee’s investigation to date, at least \$4,200,000 of the money transferred from BLMIS to Groupement was subsequently transferred by Groupement to Stablerock (the “Groupement Stablerock Subsequent Transfers”). A chart setting forth the Groupement Stablerock Subsequent Transfers is attached as Exhibit R.

100. The Trustee’s investigation is on-going, and the Trustee reserves the right to: (i) supplement the information on the Groupement Initial Transfers, the Groupement Stablerock Subsequent Transfers, and any additional transfers, and (ii) seek recovery of such additional transfers.

4. Subsequent Transfers from Groupement to Groupement Levered and Subsequently to Defendant Stablerock

101. A portion of the Groupement Initial Transfers was subsequently transferred either directly or indirectly to, or for the benefit of, Defendant Stablerock and is recoverable from Defendant Stablerock pursuant to section 550 of the Bankruptcy Code and § 278 of the NYDCL.

Based on the Trustee's investigation to date, at least \$9,153,360 of the money transferred from BLMIS to Groupement, and from Groupement to Groupement Levered was then subsequently transferred to Stablerock (the "Groupement Levered Stablerock Subsequent Transfers"). A chart setting forth the Groupement Levered Subsequent Transfers is attached as Exhibit S.

102. The Trustee's investigation is on-going, and the Trustee reserves the right to: (i) supplement the information on the Groupement Initial Transfers, the Groupement Levered Stablerock Subsequent Transfers, and any additional transfers, and (ii) seek recovery of such additional transfers.

103. The Groupement BD Lux Subsequent Transfers, the Groupement Stablerock Subsequent Transfers, and the Groupement Levered Stablerock Subsequent Transfers are collectively defined as the "Groupement Subsequent Transfers."

D. Kingate Euro

1. Initial Transfers from BLMIS to Defendant Kingate Euro

104. The Trustee filed an adversary proceeding against Kingate Euro and other defendants in the Bankruptcy Court under the caption *Picard v. Federico Ceretti, et al.*, Adv. Pro. No. 09-1161 (BRL), in which, in part, the Trustee sought to avoid and recover initial transfers of Customer Property from BLMIS to Kingate Euro in the amount of approximately \$475 million (the "Kingate Amended Complaint"). The Trustee incorporates by reference the allegations contained in the Fairfield Amended Complaint as if fully set forth herein.

105. During the six years preceding the Filing Date, BLMIS made transfers to Kingate Euro of approximately \$475 million (the "Kingate Euro Six Year Initial Transfers"). The Kingate Euro Six Year Initial Transfers were and continue to be Customer Property within the meaning of SIPA § 7811(4), and are avoidable and recoverable under sections 544, 550, and 551

of the Bankruptcy Code, §§ 273-279 of the NYDCL, and applicable provisions of SIPA, particularly SIPA § 78fff-2(c)(3).

106. The Kingate Euro Six Year Initial Transfers include approximately \$249 million which BLMIS transferred to Kingate Euro during the two years preceding the Filing Date (the “Kingate Euro Two Year Initial Transfers”). The Kingate Euro Two Year Initial Transfers were and continue to be Customer Property within the meaning of SIPA § 78lll(4), and are avoidable and recoverable under sections 544, 548, 550, and 551 of the Bankruptcy Code, §§ 273-279 of the NYDCL, and applicable provisions of SIPA, particularly SIPA § 78fff-2(c)(3).

107. The Kingate Euro Two Year Initial Transfers include approximately \$155 million which BLMIS transferred to Kingate Euro during the 90 days preceding the Filing Date (the “Kingate Euro Preference Period Initial Transfers”). The Kingate Euro Preference Period Initial Transfers were and continue to be Customer Property within the meaning of SIPA § 78lll(4), and are avoidable and recoverable under sections 547, 550, and 551 of the Bankruptcy Code, and applicable provisions of SIPA, particularly SIPA § 78fff-2(c)(3).

108. The Kingate Euro Six Year Initial Transfers, the Kingate Euro Two Year Initial Transfers, and the Kingate Euro Preference Period Initial Transfers are collectively defined as the “Kingate Euro Initial Transfers.” Charts setting forth these transfers are attached as Exhibits T and U.

2. Subsequent Transfers from Kingate Euro to Defendant BD Lux

109. A portion of the Kingate Euro Initial Transfers was subsequently transferred either directly or indirectly to, or for the benefit of, Defendant BD Lux and is recoverable from Defendant BD Lux pursuant to section 550 of the Bankruptcy Code and § 278 of the NYDCL. Based on the Trustee’s investigation to date, at least \$864,225 of the money transferred from BLMIS to Kingate Euro was subsequently transferred by Kingate Euro to BD Lux (the “Kingate

Euro Subsequent Transfers”). A chart setting forth the Kingate Euro Subsequent Transfers is attached as Exhibit V.

110. The Trustee’s investigation is on-going, and the Trustee reserves the right to: (i) supplement the information on the Kingate Euro Initial Transfers, the Kingate Euro Subsequent Transfers, and any additional transfers, and (ii) seek recovery of such additional transfers.

E. Oreades

1. Initial Transfers from BLMIS to Oreades

111. The Trustee filed an adversary proceeding against Oreades and other defendants in the Bankruptcy Court under the caption *Picard v. Oreades SICAV, et al.*, Adv. Pro. No. 10-05120 (BRL), in which, in part, the Trustee sought to avoid and recover initial transfers of Customer Property from BLMIS to Oreades in the amount of approximately \$160 million (the “Oreades Complaint”). The Trustee incorporates by reference the allegations contained in the Oreades Complaint as if fully set forth herein.

112. During the six years preceding the Filing Date, BLMIS made transfers to Oreades of at least \$160 million in fictitious profits (the “Oreades Six Year Initial Transfers”). The Oreades Six Year Initial Transfers were and continue to be Customer Property within the meaning of SIPA § 78lll(4), and are avoidable and recoverable under sections 544, 550, and 551 of the Bankruptcy Code, §§ 273-279 of the NYDCL, and applicable provisions of SIPA, particularly SIPA § 78fff-2(c)(3).

113. The Oreades Six Year Initial Transfers are defined as the “Oreades Initial Transfers.” Charts setting forth these transfers are attached as Exhibits W and X.

2. Subsequent Transfers from Oreades to Defendant Stablerock

114. A portion of the Oreades Initial Transfers was subsequently transferred either directly or indirectly to, or for the benefit of, Defendant Stablerock and is recoverable from Defendant Stablerock pursuant to section 550 of the Bankruptcy Code and § 278 of the NYDCL. Based on the Trustee's investigation to date, at least \$20,677,860 of the money transferred from BLMIS to Oreades was subsequently transferred by Oreades to Stablerock (the "Oreades Subsequent Transfers"). A chart setting forth the Oreades Subsequent Transfers is attached as Exhibit Y.

115. The Trustee's investigation is on-going, and the Trustee reserves the right to: (i) supplement the information on the Oreades Initial Transfers, the Oreades Subsequent Transfers, and any additional transfers, and (ii) seek recovery of such additional transfers.

F. Elite-Stability and Stablerock Fees

1. Subsequent Transfers from BLMIS Feeder Funds to Defendant Stablerock

116. As stated above, the Trustee has filed avoidance actions against Luxalpha, the Groupement Funds, and Oreades, (herein collectively referred to as "Stablerock Feeder Funds"), in which, in part, the Trustee sought to avoid and recover initial transfers of Customer Property from BLMIS to those feeder funds. Those Initial Transfers were and continue to be Customer Property within the meaning of SIPA § 78III(4), and are avoidable and recoverable under sections 544, 550, and 551 of the Bankruptcy Code, §§ 273-279 of the NYDCL, and applicable provisions of SIPA, particularly SIPA § 78fff-2(c)(3).

117. A portion of the Initial Transfers from the Stablerock Feeder Funds was subsequently transferred either directly or indirectly to, or for the benefit of, Defendant Stablerock. In this action the Trustee seeks to recover these fees as subsequent transfers of

Customer Property from BLMIS to the Stablerock Feeder Funds, and then to Stablerock in the amount of at least \$36,973,065 (the “Stablerock Subsequent Transfers”). A chart setting forth the Stablerock Subsequent Transfers is attached as Exhibit Z.

2. Subsequent Transfers from Stablerock to Defendants BD Lux and DGI

118. A portion of the Stablerock Subsequent Transfers was subsequently transferred either directly or indirectly to, or for the benefit of, Defendant BD Lux, as fees for services provided in its capacity as Stablerock’s custodian, central administration agent, domiciliary agent, registrar and transfer agent, and prime broker, and is recoverable from Defendant BD Lux pursuant to section 550 of the Bankruptcy Code and § 278 of the NYDCL. In particular as custodian for Stablerock, BD Lux received at least \$369,980 in fees. According to the Stablerock annual reports, BD Lux received \$35,309 in custodial fees for the period from February 28, 2002 through December 31, 2002. The fees increased for the period from January 1, 2003 through December 31, 2003 to \$169,680. From January 1, 2004 through December 31, 2004, BD Lux earned \$85,953 in custodial fees. For the period between January 1, 2005 and June 30, 2005, BD Lux earned \$30,835 in custodial fees. From January 1, 2006 through December 31, 2006, BD Lux earned \$44,290 in custodial fees; and \$3,912 in custodial fees from January 1, 2008 through June 30, 2008.

119. In its role as central administrator for Stablerock, BD Lux received at least \$224,191 in fees. From February 28, 2002 through December 31, 2002, BD Lux received \$29,635 in administration fees. From January 1, 2003 through December 31, 2003, BD Lux earned \$36,717 in administration fees. From January 1, 2004 through December 31, 2004, BD Lux earned \$33,798 in administration fees. From January 1, 2005 through June 30, 2005, BD Lux earned \$21,539 in administration fees. From January 1, 2006 through December 31, 2006,

BD Lux earned \$76,654 in administration fees. From January 1, 2008 through June 30, 2008, BD Lux earned \$25,847 in administration fees. Based on the Trustee's investigation to date, at least \$594,171 in fees was subsequently transferred by Stablerock and/or Elite-Stability to BD Lux (the "Stablerock BD Lux Subsequent Transfers"). A chart setting forth the Stablerock BD Lux Subsequent Transfers is attached as Exhibit AA.

120. A portion of the Stablerock Subsequent Transfers was subsequently transferred either directly or indirectly to, or for the benefit of, Defendant DGI as fees for services provided for its role as Stablerock's manager subsequent to February 1, 2008 and is recoverable from Defendant DGI pursuant to section 550 of the Bankruptcy Code and § 278 of the NYDCL. Based on the Trustee's investigation to date, and upon information and belief, up to 1.5% of Stablerock's Net Asset Value from February 1, 2008 onwards was subsequently transferred by Stablerock and/or Elite-Stability to DGI (the "Stablerock DGI Subsequent Transfers"). An Appendix to the February 1, 2008 Management Agreement between Elite-Stability and DGI, setting forth the fee schedule owed to DGI, is attached as Exhibit AB.

121. The Trustee's investigation is on-going, and the Trustee reserves the right to: (i) supplement the information on the Stablerock Subsequent Transfers, the Stablerock BD Lux Subsequent Transfers, the Stablerock DGI Subsequent Transfers, and any additional transfers, and (ii) seek recovery of such additional transfers.

3. Subsequent Transfers from Stablerock to Defendants AML (f/k/a AIA (Lux)) and AIA LLC

122. A portion of the Stablerock Subsequent Transfers was subsequently transferred either directly or indirectly to, or for the benefit of, Defendant AML (f/k/a AIA (Lux)), as fees for services provided for its role as Stablerock's manager between August 1, 2003 to February 1, 2008, and is recoverable from Defendant AML (f/k/a AIA (Lux)) pursuant to section 550 of the

Bankruptcy Code and § 278 of the NYDCL. Based on the Trustee's investigation to date, and upon information and belief, up to 1.5% of Stablerock's Net Asset Value was subsequently transferred by Stablerock and/or Elite-Stability to AIA (Lux) during the time AIA (Lux) served as manager (the "Stablerock AML Subsequent Transfers"). The March 2004 Elite-Stability Sales Prospectus, showing the fees owed to AIA (Lux) at Section 1.5, is attached as Exhibit AC.

123. A portion of the Stablerock Subsequent Transfers was subsequently transferred either directly or indirectly to, or for the benefit of, Defendant AIA LLC, as fees for services provided for its role as Stablerock's portfolio advisor from February 18, 2002 until June 2008, and is recoverable from Defendant AIA LLC pursuant to section 550 of the Bankruptcy Code and § 278 of the NYDCL. Based on the Trustee's investigation to date, and upon information and belief, up to 1.5% of Stablerock's Net Asset Value was subsequently transferred by Stablerock and/or Elite-Stability to AIA LLC during the time AIA LLC served as portfolio advisor (the "Stablerock AIA LLC Subsequent Transfers"). The March 2004 Elite-Stability Sales Prospectus, showing the fees owed to AIA LLC at Section 1.5, is attached as Exhibit AC.

124. The Trustee's investigation is on-going, and the Trustee reserves the right to: (i) supplement the information on the Stablerock Subsequent Transfers, the Stablerock AML Subsequent Transfers, the Stablerock AIA LLC Subsequent Transfers and any additional transfers, and (ii) seek recovery of such additional transfers.

125. The Stablerock BD Lux Subsequent Transfers, the Stablerock DGI Subsequent Transfers, the Stablerock AML Subsequent Transfers, and the Stablerock AIA LLC Subsequent Transfers are collectively defined as the "Stablerock Fee Subsequent Transfers."

COUNT ONE
RECOVERY OF FAIRFIELD SUBSEQUENT TRANSFERS:
11 U.S.C. §§ 550 AND 551 AND NYDCL § 278

Against Degroof and BD Lux

126. The Trustee incorporates by reference the allegations contained in the previous paragraphs of this Complaint as if fully rewritten herein.

127. Defendant Degroof received the Fairfield Sentry Degroof Subsequent Transfers, totaling at least \$58,473, which are recoverable pursuant to section 550(a) of the Bankruptcy Code and § 278 of the NYDCL.

128. Defendant BD Lux received the Fairfield Sentry BD Lux Subsequent Transfers, totaling at least \$1,303,203, which are recoverable pursuant to section 550(a) of the Bankruptcy Code and § 278 of the NYDCL.

129. Defendant Degroof received the Fairfield Sigma Degroof Subsequent Transfers, totaling at least \$1,686,846, which are recoverable pursuant to section 550(a) of the Bankruptcy Code and § 278 of the NYDCL.

130. Defendant BD Lux received the Fairfield Sigma BD Lux Subsequent Transfers, totaling at least \$305,308, which are recoverable pursuant to section 550(a) of the Bankruptcy Code and § 278 of the NYDCL.

131. Each of the Fairfield Subsequent Transfers was made directly or indirectly to, or for the benefit of, Degroof or BD Lux (collectively, the “Fairfield-Degroof Defendants”).

132. The Fairfield-Degroof Defendants are immediate or mediate transferees of the Fairfield Sentry Initial Transfers.

133. As a result of the foregoing, pursuant to sections 550(a) and 551 of the Bankruptcy Code, § 278 of the NYDCL, and SIPA § 78fff-2(c)(3), the Trustee is entitled to a

judgment against the Fairfield-Degroof Defendants recovering the Fairfield Subsequent Transfers, or the value thereof, for the benefit of the estate of BLMIS.

COUNT TWO
RECOVERY OF LUXALPHA SUBSEQUENT TRANSFERS:
11 U.S.C. §§ 550 AND 551 AND NYDCL § 278

Against Degroof, BD Lux, BD France, Stablerock, and the Aforge Defendants

134. The Trustee incorporates by reference the allegations contained in the previous paragraphs of this Complaint as if fully rewritten herein.

135. Defendant Degroof received the Luxalpha Degroof Subsequent Transfers, totaling at least \$9,094,755, which are recoverable pursuant to section 550(a) of the Bankruptcy Code and § 278 of the NYDCL.

136. Defendant BD Lux received the Luxalpha BD Lux Subsequent Transfers, totaling at least \$2,900,000, which are recoverable pursuant to section 550(a) of the Bankruptcy Code and § 278 of the NYDCL.

137. Defendant BD France received the Luxalpha BD France Subsequent Transfers, totaling at least \$6,210,000, which are recoverable pursuant to section 550(a) of the Bankruptcy Code and § 278 of the NYDCL.

138. Defendant Stablerock received the Luxalpha Stablerock Subsequent Transfers, totaling at least \$2,941,845, which are recoverable pursuant to section 550(a) of the Bankruptcy Code and § 278 of the NYDCL.

139. The Aforge Defendants received the Luxalpha Aforge Subsequent Transfers, totaling at least \$48,063,061, which are recoverable pursuant to section 550(a) of the Bankruptcy Code and § 278 of the NYDCL.

140. Each of the Luxalpha Subsequent Transfers was made directly or indirectly to, or for the benefit of, Degroof, BD Lux, BD France, Stablerock or the Aforge Defendants (collectively, the “Luxalpha-Degroof Defendants”).

141. The Luxalpha-Degroof Defendants are immediate or mediate transferees of the Luxalpha Initial Transfers.

142. As a result of the foregoing, pursuant to sections 550(a) and 551 of the Bankruptcy Code, § 278 of the NYDCL, and SIPA § 78fff-2(c)(3), the Trustee is entitled to a judgment against the Luxalpha-Degroof Defendants recovering the Luxalpha Subsequent Transfers, or the value thereof, for the benefit of the estate of BLMIS.

COUNT THREE
RECOVERY OF GROUPEMENT SUBSEQUENT TRANSFERS:
11 U.S.C. §§ 550 AND 551 AND NYDCL § 278

Against BD Lux and Stablerock

143. The Trustee incorporates by reference the allegations contained in the previous paragraphs of this Complaint as if fully rewritten herein.

144. The Trustee incorporates by reference the allegations contained in the previous paragraphs of this Complaint as if fully rewritten herein.

145. Defendant BD Lux received the Groupement BD Lux Subsequent Transfers, totaling at least \$639,781, which are recoverable pursuant to section 550(a) of the Bankruptcy Code and § 278 of the NYDCL.

146. Defendant Stablerock received the Groupement Stablerock Subsequent Transfers, totaling at least \$4,200,000, which are recoverable pursuant to section 550(a) of the Bankruptcy Code and § 278 of the NYDCL.

147. Defendant Stablerock received the Groupement Levered Stablerock Subsequent Transfers, totaling at least \$9,153,360, which are recoverable pursuant to section 550(a) of the Bankruptcy Code and § 278 of the NYDCL.

148. Each of the Groupement Subsequent Transfers was made directly or indirectly to, or for the benefit of, BD Lux or Stablerock (collectively, the “Groupement-Degroof Defendants”).

149. The Groupement-Degroof Defendants are immediate or mediate transferees of the Groupement Initial Transfers.

150. As a result of the foregoing, pursuant to sections 550(a) and 551 of the Bankruptcy Code, § 278 of the NYDCL, and SIPA § 78fff-2(c)(3), the Trustee is entitled to a judgment against the Groupement-Degroof Defendants recovering the Groupement Subsequent Transfers, or the value thereof, for the benefit of the estate of BLMIS.

COUNT FOUR
RECOVERY OF KINGATE EURO SUBSEQUENT TRANSFERS:
11 U.S.C. §§ 550 AND 551 AND NYDCL § 278

Against BD Lux

151. The Trustee incorporates by reference the allegations contained in the previous paragraphs of this Complaint as if fully rewritten herein.

152. Defendant BD Lux received the Kingate Euro Subsequent Transfers, totaling at least \$864,225, which are recoverable pursuant to section 550(a) of the Bankruptcy Code and § 278 of the NYDCL.

153. Each of the Kingate Euro Subsequent Transfers was made directly or indirectly to, or for the benefit of, Defendant BD Lux.

154. Defendant BD Lux is an immediate or mediate transferee of the Kingate Euro Initial Transfers.

155. As a result of the foregoing, pursuant to sections 550(a) and 551 of the Bankruptcy Code, § 278 of the NYDCL, and SIPA § 78fff-2(c)(3), the Trustee is entitled to a judgment against Defendant BD Lux recovering the Kingate Euro Subsequent Transfers, or the value thereof, for the benefit of the estate of BLMIS.

COUNT FIVE
RECOVERY OF OREADES SUBSEQUENT TRANSFERS:
11 U.S.C. §§ 550 AND 551 AND NYDCL § 278

Against Stablerock

156. The Trustee incorporates by reference the allegations contained in the previous paragraphs of this Complaint as if fully rewritten herein.

157. Defendant Stablerock received the Oreades Subsequent Transfers, totaling at least \$20,677,860 which are recoverable pursuant to section 550(a) of the Bankruptcy Code and § 278 of the NYDCL.

158. Each of the Oreades Subsequent Transfers was made directly or indirectly to, or for the benefit of, Defendant Stablerock.

159. Defendant Stablerock is an immediate or mediate transferee of the Oreades Initial Transfers.

160. As a result of the foregoing, pursuant to sections 550(a) and 551 of the Bankruptcy Code, § 278 of the NYDCL, and SIPA § 78fff-2(c)(3), the Trustee is entitled to a judgment against Defendant Stablerock recovering the Oreades Subsequent Transfers, or the value thereof, for the benefit of the estate of BLMIS.

COUNT SIX
RECOVERY OF STABLEROCK FEE SUBSEQUENT TRANSFERS:
11 U.S.C. §§ 550 AND 551 AND NYDCL § 278

Against BD Lux, DGI, AML (f/k/a AIA (Lux)), and AIA LLC

161. The Trustee incorporates by reference the allegations contained in the previous paragraphs of this Complaint as if fully rewritten herein.

162. Defendant BD Lux received the Stablerock BD Lux Subsequent Transfers; Defendant DGI received the Stablerock DGI Subsequent Transfers; and Defendant AML (f/k/a AIA (Lux)) received the Stablerock AML Subsequent Transfers; and Defendant AIA LLC received the Stablerock AIA LLC Subsequent Transfers, which are recoverable pursuant to section 550(a) of the Bankruptcy Code and § 278 of the NYDCL.

163. Each of the Stablerock Fee Subsequent Transfers was made directly or indirectly to, or for the benefit of, BD Lux, DGI, AML (f/k/a AIA (Lux)), and AIA LLC (collectively, the “Stablerock Fee Defendants”).

164. The Stablerock Fee Defendants are immediate or mediate transferees of the Luxalpha Initial Transfers, the Groupement Initial Transfers and/or the Oreades Initial Transfers.

165. As a result of the foregoing, pursuant to sections 550(a) and 551 of the Bankruptcy Code, § 278 of the NYDCL, and SIPA § 78fff-2(c)(3), the Trustee is entitled to a judgment against the Stablerock Fee Defendants recovering the Stablerock Fee Subsequent Transfers.

WHEREFORE, the Trustee respectfully requests that this Court enter judgment in favor of the Trustee and against the Defendants as follows:

(a) On the First Claim for Relief pursuant to sections 550(a) and 551 of the Bankruptcy Code, § 278 of the NYDCL, and SIPA § 78fff-2(c)(3), the Trustee is entitled to a judgment against the Fairfield-Degroof Defendants recovering the Fairfield Subsequent

Transfers, or the value thereof, in an amount to be proven at trial, but no less than \$3,353,830, for the benefit of the estate of BLMIS;

(b) On the Second Claim for Relief pursuant sections 550(a) and 551 of the Bankruptcy Code, § 278 of the NYDCL, and SIPA § 78fff-2(c)(3), the Trustee is entitled to a judgment against the Luxalpha-Degroof Defendants recovering the Luxalpha Subsequent Transfers, or the value thereof, in an amount to be proven at trial, but no less than \$69,209,661, for the benefit of the estate of BLMIS;

(c) On the Third Claim for Relief, pursuant to sections 550(a) and 551 of the Bankruptcy Code, § 278 of the NYDCL, and SIPA § 78fff-2(c)(3), the Trustee is entitled to a judgment against the Groupement-Degroof Defendants recovering the Groupement Subsequent Transfers, or the value thereof, in an amount to be proven at trial, but no less than \$13,993,141, for the benefit of the estate of BLMIS;

(d) On the Fourth Claim for Relief, pursuant to sections 550(a) and 551 of the Bankruptcy Code, § 278 of the NYDCL, and SIPA § 78fff-2(c)(3), the Trustee is entitled to a judgment against Defendant BD Lux recovering the Kingate Euro Subsequent Transfers, or the value thereof, in an amount to be proven at trial, but no less than \$864,225, for the benefit of the estate of BLMIS;

(e) On the Fifth Claim for Relief, pursuant to sections 550(a) and 551 of the Bankruptcy Code, § 278 of the NYDCL, and SIPA § 78fff-2(c)(3), the Trustee is entitled to a judgment against Defendant Stablerock recovering the Oreades Subsequent Transfers, or the value thereof, in an amount to be proven at trial, but no less than \$20,677,860, for the benefit of the estate of BLMIS;

(f) On the Sixth Claim for Relief, pursuant to sections 550(a) and 551 of the Bankruptcy Code, § 278 of the NYDCL, and SIPA § 78fff-2(c)(3), the Trustee is entitled to a judgment against the Stablerock Fee Defendants, recovering the Stablerock Fee Subsequent Transfers, in an amount to be proven at trial, for the benefit of the estate of BLMIS;

(g) Awarding the Trustee all applicable fees, interest, costs, and disbursements of this action; and

(h) Granting the Trustee such other, further, and different relief as the Court deems just, proper, and equitable.

Dated: June 6, 2012
New York, New York

/s/David J. Sheehan
Baker & Hostetler LLP
45 Rockefeller Plaza
New York, New York 10111
Telephone: (212) 589-4200
Facsimile: (212) 589-4201
David J. Sheehan
Thomas L. Long
Torello H. Calvani
Samir K. Ranade
Sammantha E. Clegg
Joon Lee
Asha Abraham

Exhibit A

BLMIS Account Name	BLMIS Account Number
CITCO GLOBAL CUSTODY N V FBO FAIRFIELD SENTRY LTD	1FN012
CITCO GLOBAL CUSTODY N V FBO FAIRFIELD SENTRY LTD	1FN045
FAIRFIELD SENTRY LIMITED C/O FAIRFIELD GREENWICH GROUP 55 EAST 52ND STREET 33RD FL	1FN069
FAIRFIELD SENTRY LIMITED C/O FAIRFIELD GREENWICH GROUP 55 EAST 52ND STREET 33RD FL	1FN070

BLMIS ACCOUNT NO. 1FN012 - CITCO GLOBAL CUSTODY N V FBO FAIRFIELD SENTRY LTD

Column 1	Column 2	Column 3	Column 4	Column 5	Column 6	Column 7	Column 8	Column 9	Column 10	Column 11
Date	Transaction Description	Transaction Amount Reported in Customer Statement	Cash Deposits	Cash Withdrawals	Transfers of Principal In	Transfers of Principal Out	Balance of Principal	Preference Period Initial Transfers	Two Year Initial Transfers	Six Year Initial Transfers
11/29/1990	CHECK WIRE	4,355,000	4,355,000	-	-	-	4,355,000	-	-	-
1/11/1991	CHECK WIRE	5,850,000	5,850,000	-	-	-	10,205,000	-	-	-
1/22/1991	CHECK WIRE	2,308,000	2,308,000	-	-	-	12,513,000	-	-	-
5/8/1991	CHECK WIRE	1,300,000	1,300,000	-	-	-	13,813,000	-	-	-
5/14/1991	CHECK WIRE	450,000	450,000	-	-	-	14,263,000	-	-	-
7/9/1991	CHECK WIRE	4,750,000	4,750,000	-	-	-	19,013,000	-	-	-
10/9/1991	CHECK WIRE	4,500,000	4,500,000	-	-	-	23,513,000	-	-	-
11/15/1991	W/H TAX DIV BMY	(5,886)	-	(5,886)	-	-	23,507,114	-	-	-
11/15/1991	W/H TAX DIV BELL ATL	(510)	-	(510)	-	-	23,506,604	-	-	-
11/15/1991	W/H TAX DIV AT & T	(535)	-	(535)	-	-	23,506,069	-	-	-
12/16/1991	W/H TAX DIV IBM	(6,229)	-	(6,229)	-	-	23,499,840	-	-	-
12/16/1991	W/H TAX DIV MOBIL	(2,746)	-	(2,746)	-	-	23,497,094	-	-	-
12/16/1991	W/H TAX DIV GEN MOTORS	(3,070)	-	(3,070)	-	-	23,494,025	-	-	-
12/16/1991	W/H TAX DIV AMOCO	(2,360)	-	(2,360)	-	-	23,491,665	-	-	-
12/16/1991	W/H TAX DIV EXXON	(7,984)	-	(7,984)	-	-	23,483,682	-	-	-
12/16/1991	W/H TAX DIV JOHNSON & JOHNSON	(1,535)	-	(1,535)	-	-	23,482,147	-	-	-
12/16/1991	W/H TAX DIV BOEING	(1,073)	-	(1,073)	-	-	23,481,074	-	-	-
12/16/1991	W/H TAX DIV DU PONT	(3,223)	-	(3,223)	-	-	23,477,851	-	-	-
1/15/1992	CHECK WIRE	5,100,000	5,100,000	-	-	-	28,577,851	-	-	-
2/18/1992	W/H TAX DIV AT & T	(4,356)	-	(4,356)	-	-	28,573,495	-	-	-
2/18/1992	W/H TAX DIV BRISTOL MYERS	(4,968)	-	(4,968)	-	-	28,568,527	-	-	-
3/16/1992	W/H DIV IBM	(12,197)	-	(12,197)	-	-	28,556,330	-	-	-
3/16/1992	W/H TAX DIV EXXON	(12,542)	-	(12,542)	-	-	28,543,788	-	-	-
3/16/1992	W/H TAX DIV MOBIL	(4,608)	-	(4,608)	-	-	28,539,180	-	-	-
3/16/1992	W/H TAX DIV DU PONT	(16,834)	-	(16,834)	-	-	28,522,346	-	-	-
3/16/1992	W/H TAX DIV GEN MOTORS	(16,416)	-	(16,416)	-	-	28,505,930	-	-	-
3/16/1992	W/H TAX DIV BOEING	(1,080)	-	(1,080)	-	-	28,504,850	-	-	-
3/23/1992	W/H TAX DIV FIDELITY	(762)	-	(762)	-	-	28,504,089	-	-	-
3/23/1992	W/H TAX DIV FIDELITY	(2)	-	(2)	-	-	28,504,087	-	-	-
4/10/1992	CHECK WIRE	4,299,980	4,299,980	-	-	-	32,804,067	-	-	-
4/15/1992	W/H TAX WALMART DIV	(869)	-	(869)	-	-	32,803,198	-	-	-
4/15/1992	W/H TAX EASTMAN KODAK DIV	(3,360)	-	(3,360)	-	-	32,799,838	-	-	-
4/15/1992	W/H TAX GENL ELECTRIC DIV	(7,128)	-	(7,128)	-	-	32,792,710	-	-	-
4/15/1992	W/H TAX COCA COLA DIV	(2,923)	-	(2,923)	-	-	32,789,786	-	-	-
5/15/1992	W/H TAX DIV AMER EXP	(975)	-	(975)	-	-	32,788,811	-	-	-
5/15/1992	W/H TAX DIV BRISTOL MYERS	(4,037)	-	(4,037)	-	-	32,784,775	-	-	-
5/15/1992	W/H TAX DIV DISNEY	(113)	-	(113)	-	-	32,784,661	-	-	-
5/20/1992	W/H TAX DIV AT&T	(5,346)	-	(5,346)	-	-	32,779,315	-	-	-
5/21/1992	FIDELITY CASH RESERVES SBI W/H TAX DIV FCRXX	(307)	-	(307)	-	-	32,779,009	-	-	-
6/15/1992	W/H TAX DIV XON	(14,256)	-	(14,256)	-	-	32,764,753	-	-	-
6/15/1992	W/H TAX DIV MOB	(4,824)	-	(4,824)	-	-	32,759,929	-	-	-
6/15/1992	W/H TAX DIV BA	(1,125)	-	(1,125)	-	-	32,758,804	-	-	-
6/15/1992	W/H TAX DIV F	(4,680)	-	(4,680)	-	-	32,754,124	-	-	-
6/30/1992	W/H TAX DIV GM	(17,238)	-	(17,238)	-	-	32,736,886	-	-	-
6/30/1992	W/H TAX DIV AIG	(28)	-	(28)	-	-	32,736,857	-	-	-
7/15/1992	W/H TAX DIV WMT	(893)	-	(893)	-	-	32,735,964	-	-	-
7/15/1992	W/H TAX DIV EK	(3,855)	-	(3,855)	-	-	32,732,109	-	-	-
7/15/1992	W/H TAX DIV KO	(2,986)	-	(2,986)	-	-	32,729,123	-	-	-
7/15/1992	W/H TAX DIV GE	(7,689)	-	(7,689)	-	-	32,721,434	-	-	-
7/17/1992	CHECK WIRE	8,799,985	8,799,985	-	-	-	41,521,419	-	-	-
7/21/1992	CHECK WIRE	(100,000)	-	(100,000)	-	-	41,421,419	-	-	-
7/30/1992	FIDELITY CASH RESERVES SBI W/H TAX DIV FCRXX	(580)	-	(580)	-	-	41,420,839	-	-	-
8/17/1992	W/H TAX DIV DIS	(113)	-	(113)	-	-	41,420,726	-	-	-
8/17/1992	W/H TAX DIV BMY	(4,140)	-	(4,140)	-	-	41,416,586	-	-	-
8/17/1992	W/H TAX DIV T	(5,495)	-	(5,495)	-	-	41,411,091	-	-	-
8/17/1992	W/H TAX DIV AXP	(1,050)	-	(1,050)	-	-	41,410,041	-	-	-
8/25/1992	FIDELITY CASH RESERVES SBI W/H TAX DIV FCRXX	(22)	-	(22)	-	-	41,410,019	-	-	-
9/15/1992	W/H TAX DIV DD	(1,346)	-	(1,346)	-	-	41,408,672	-	-	-
9/15/1992	W/H TAX DIV BA	(1,508)	-	(1,508)	-	-	41,407,165	-	-	-
9/15/1992	W/H TAX DIV JNJ	(4,292)	-	(4,292)	-	-	41,402,873	-	-	-
9/15/1992	W/H TAX DIV MOB	(6,288)	-	(6,288)	-	-	41,396,585	-	-	-
9/15/1992	W/H TAX DIV XON	(18,274)	-	(18,274)	-	-	41,378,311	-	-	-
9/30/1992	W/H TAX DIV AIG	(321)	-	(321)	-	-	41,377,990	-	-	-
10/15/1992	W/H TAX DIV GE	(10,691)	-	(10,691)	-	-	41,367,299	-	-	-
10/15/1992	W/H TAX DIV EK	(6,270)	-	(6,270)	-	-	41,361,029	-	-	-
10/15/1992	W/H TAX DIV WMT	(1,110)	-	(1,110)	-	-	41,359,919	-	-	-
10/15/1992	W/H TAX DIV KO	(3,759)	-	(3,759)	-	-	41,356,160	-	-	-

BLMIS ACCOUNT NO. 1FN012 - CITCO GLOBAL CUSTODY N V FBO FAIRFIELD SENTRY LTD

Column 1	Column 2	Column 3	Column 4	Column 5	Column 6	Column 7	Column 8	Column 9	Column 10	Column 11
Date	Transaction Description	Transaction Amount Reported in Customer Statement	Cash Deposits	Cash Withdrawals	Transfers of Principal In	Transfers of Principal Out	Balance of Principal	Preference Period Initial Transfers	Two Year Initial Transfers	Six Year Initial Transfers
11/16/1992	W/H TAX DIV DIS	(113)	-	(113)	-	-	41,356,047	-	-	-
11/16/1992	W/H TAX DIV BMY	(6,044)	-	(6,044)	-	-	41,350,002	-	-	-
11/16/1992	W/H TAX DIV AXP	(1,568)	-	(1,568)	-	-	41,348,435	-	-	-
11/16/1992	W/H TAX DIV T	(6,861)	-	(6,861)	-	-	41,341,574	-	-	-
12/15/1992	W/H TAX DIV XON	(26,287)	-	(26,287)	-	-	41,315,287	-	-	-
12/15/1992	W/H TAX DIV F	(5,724)	-	(5,724)	-	-	41,309,563	-	-	-
12/15/1992	W/H TAX DIV DO	(4,145)	-	(4,145)	-	-	41,305,418	-	-	-
12/15/1992	W/H TAX DIV MOB	(6,288)	-	(6,288)	-	-	41,299,130	-	-	-
12/15/1992	W/H TAX DIV JNJ	(7,583)	-	(7,583)	-	-	41,291,547	-	-	-
12/15/1992	W/H TAX DIV BA	(2,303)	-	(2,303)	-	-	41,289,244	-	-	-
12/30/1992	FIDELITY CASH RESERVES SBI W/H TAX DIV FCRXX	(588)	-	(588)	-	-	41,288,656	-	-	-
12/31/1992	W/H TAX DIV AIG	(989)	-	(989)	-	-	41,287,667	-	-	-
12/31/1992	W/H TAX DIV KO	(3,759)	-	(3,759)	-	-	41,283,908	-	-	-
1/15/1993	W/H TAX DIV EK	(11,835)	-	(11,835)	-	-	41,272,073	-	-	-
1/15/1993	W/H TAX DIV WMT	(1,611)	-	(1,611)	-	-	41,270,462	-	-	-
1/15/1993	W/H TAX DIV MRK	(1,988)	-	(1,988)	-	-	41,268,475	-	-	-
1/15/1993	W/H TAX DIV GE	(17,426)	-	(17,426)	-	-	41,251,049	-	-	-
2/16/1993	W/H TAX DIV T	(9,484)	-	(9,484)	-	-	41,241,565	-	-	-
2/16/1993	W/H TAX DIV BMY	(12,031)	-	(12,031)	-	-	41,229,533	-	-	-
3/1/1993	W/H TAX DIV F	(5,756)	-	(5,756)	-	-	41,223,777	-	-	-
3/5/1993	W/H TAX DIV BA	(2,316)	-	(2,316)	-	-	41,221,461	-	-	-
3/9/1993	W/H TAX DIV JNJ	(7,608)	-	(7,608)	-	-	41,213,853	-	-	-
3/10/1993	W/H TAX DIV GM	(22)	-	(22)	-	-	41,213,831	-	-	-
3/10/1993	W/H TAX DIV IBM	(44)	-	(44)	-	-	41,213,788	-	-	-
3/10/1993	W/H TAX DIV MOB	(6,331)	-	(6,331)	-	-	41,207,456	-	-	-
3/10/1993	W/H TAX DIV XON	(26,423)	-	(26,423)	-	-	41,181,033	-	-	-
3/15/1993	FIDELITY CASH RESERVES SBI W/H TAX DIV FCRXX	(600)	-	(600)	-	-	41,180,433	-	-	-
3/15/1993	W/H TAX DIV DD	(4,180)	-	(4,180)	-	-	41,176,252	-	-	-
3/19/1993	W/H TAX DIV AIG	(1,181)	-	(1,181)	-	-	41,175,071	-	-	-
3/31/1993	W/H TAX DIV PEP	(454)	-	(454)	-	-	41,174,617	-	-	-
4/1/1993	W/H TAX DIV EK	(12,870)	-	(12,870)	-	-	41,161,747	-	-	-
4/1/1993	W/H TAX DIV KO	(5,511)	-	(5,511)	-	-	41,156,236	-	-	-
4/1/1993	W/H TAX DIV S	(559)	-	(559)	-	-	41,155,677	-	-	-
4/5/1993	CHECK WIRE	6,000,000	6,000,000	-	-	-	47,155,677	-	-	-
4/12/1993	W/H TAX DIV WMT	(1,178)	-	(1,178)	-	-	47,154,499	-	-	-
4/20/1993	FIDELITY CASH RESERVES SBI W/H TAX DIV FCRXX	(69)	-	(69)	-	-	47,154,430	-	-	-
4/26/1993	W/H TAX DIV GE	(19,628)	-	(19,628)	-	-	47,134,802	-	-	-
5/3/1993	W/H TAX DIV T	(11,321)	-	(11,321)	-	-	47,123,481	-	-	-
5/10/1993	FIDELITY CASH RESERVES SBI W/H TAX DIV FCRXX	(134)	-	(134)	-	-	47,123,348	-	-	-
5/20/1993	W/H TAX DIV DIS	(173)	-	(173)	-	-	47,123,175	-	-	-
6/1/1993	W/H TAX DIV AXP	(524)	-	(524)	-	-	47,122,650	-	-	-
6/1/1993	W/H TAX DIV F	(6,832)	-	(6,832)	-	-	47,115,819	-	-	-
6/8/1993	FIDELITY CASH RESERVES SBI W/H TAX DIV FCRXX	(191)	-	(191)	-	-	47,115,628	-	-	-
6/14/1993	W/H TAX DIV MMM	(3,884)	-	(3,884)	-	-	47,111,744	-	-	-
6/18/1993	W/H TAX DIV MCD	(755)	-	(755)	-	-	47,110,989	-	-	-
6/30/1993	W/H TAX DIV PEP	(2,995)	-	(2,995)	-	-	47,107,994	-	-	-
7/1/1993	W/H TAX DIV EK	(3,510)	-	(3,510)	-	-	47,104,484	-	-	-
7/1/1993	W/H TAX DIV S	(2,808)	-	(2,808)	-	-	47,101,676	-	-	-
7/1/1993	W/H TAX DIV MRK	(5,850)	-	(5,850)	-	-	47,095,826	-	-	-
7/1/1993	W/H TAX DIV KO	(5,236)	-	(5,236)	-	-	47,090,590	-	-	-
7/2/1993	W/H TAX DIV SLB	(2,106)	-	(2,106)	-	-	47,088,484	-	-	-
7/9/1993	W/H TAX DIV WMT	(1,693)	-	(1,693)	-	-	47,086,791	-	-	-
7/22/1993	FIDELITY CASH RESERVES SBI W/H TAX DIV FCRXX	(426)	-	(426)	-	-	47,086,365	-	-	-
7/26/1993	W/H TAX DIV GE	(10,319)	-	(10,319)	-	-	47,076,045	-	-	-
8/2/1993	W/H TAX DIV AIT	(4,355)	-	(4,355)	-	-	47,071,690	-	-	-
8/2/1993	W/H TAX DIV SEL	(6,344)	-	(6,344)	-	-	47,065,346	-	-	-
8/2/1993	W/H TAX DIV T	(9,391)	-	(9,391)	-	-	47,055,955	-	-	-
8/2/1993	W/H TAX DIV BMY	(6,817)	-	(6,817)	-	-	47,049,138	-	-	-
8/10/1993	W/H TAX DIV AXP	(2,360)	-	(2,360)	-	-	47,046,778	-	-	-
8/16/1993	FIDELITY CASH RESERVES SBI W/H TAX DIV FCRXX	(33)	-	(33)	-	-	47,046,745	-	-	-
8/20/1993	W/H TAX DIV DIS	(740)	-	(740)	-	-	47,046,005	-	-	-
9/1/1993	W/H TAX DIV F	(4,914)	-	(4,914)	-	-	47,041,091	-	-	-
9/10/1993	W/H TAX DIV MOB	(7,862)	-	(7,862)	-	-	47,033,229	-	-	-
9/10/1993	W/H TAX DIV XON	(21,228)	-	(21,228)	-	-	47,012,000	-	-	-
9/10/1993	W/H TAX DIV AN	(6,757)	-	(6,757)	-	-	47,005,243	-	-	-
9/10/1993	W/H TAX DIV IBM	(3,071)	-	(3,071)	-	-	47,002,172	-	-	-
9/13/1993	W/H TAX DIV DD	(6,486)	-	(6,486)	-	-	46,995,686	-	-	-

BLMIS ACCOUNT NO. 1FN012 - CITCO GLOBAL CUSTODY N V FBO FAIRFIELD SENTRY LTD

Column 1	Column 2	Column 3	Column 4	Column 5	Column 6	Column 7	Column 8	Column 9	Column 10	Column 11
Date	Transaction Description	Transaction Amount Reported in Customer Statement	Cash Deposits	Cash Withdrawals	Transfers of Principal In	Transfers of Principal Out	Balance of Principal	Preference Period Initial Transfers	Two Year Initial Transfers	Six Year Initial Transfers
9/15/1993	W/H TAX DIV ARC	(6,596)	-	(6,596)	-	-	46,989,090	-	-	-
9/17/1993	W/H TAX DIV AIG	(718)	-	(718)	-	-	46,988,372	-	-	-
9/17/1993	W/H TAX DIV MCD	(772)	-	(772)	-	-	46,987,599	-	-	-
9/24/1993	FIDELITY CASH RESERVES SBI W/H TAX DIV FCRXX	(162)	-	(162)	-	-	46,987,437	-	-	-
9/30/1993	W/H TAX DIV PEP	(2,681)	-	(2,681)	-	-	46,984,756	-	-	-
10/1/1993	W/H TAX DIV MRK	(7,374)	-	(7,374)	-	-	46,977,383	-	-	-
10/1/1993	W/H TAX DIV S	(2,873)	-	(2,873)	-	-	46,974,510	-	-	-
10/1/1993	W/H TAX DIV EK	(3,591)	-	(3,591)	-	-	46,970,919	-	-	-
10/1/1993	W/H TAX DIV KO	(4,884)	-	(4,884)	-	-	46,966,035	-	-	-
10/4/1993	W/H TAX DIV WMT	(1,400)	-	(1,400)	-	-	46,964,635	-	-	-
10/13/1993	W/H TAX DIV HWP	(1,197)	-	(1,197)	-	-	46,963,438	-	-	-
10/25/1993	W/H TAX DIV GE	(12,066)	-	(12,066)	-	-	46,951,372	-	-	-
11/1/1993	W/H TAX DIV BEL	(6,444)	-	(6,444)	-	-	46,944,928	-	-	-
11/1/1993	W/H TAX DIV AIT	(6,617)	-	(6,617)	-	-	46,938,311	-	-	-
11/1/1993	W/H TAX DIV BMY	(8,656)	-	(8,656)	-	-	46,929,654	-	-	-
11/1/1993	W/H TAX DIV T	(9,522)	-	(9,522)	-	-	46,920,133	-	-	-
11/10/1993	FIDELITY CASH RESERVES SBI W/H TAX DIV FCRXX	(443)	-	(443)	-	-	46,919,690	-	-	-
11/19/1993	W/H TAX DIV DIS	(751)	-	(751)	-	-	46,918,939	-	-	-
12/1/1993	W/H TAX DIV F	(483)	-	(483)	-	-	46,918,455	-	-	-
12/1/1993	W/H TAX DIV INTC	(4,833)	-	(4,833)	-	-	46,913,622	-	-	-
12/7/1993	W/H TAX DIV JNJ	(4,398)	-	(4,398)	-	-	46,909,224	-	-	-
12/10/1993	W/H TAX DIV S	(2,921)	-	(2,921)	-	-	46,906,303	-	-	-
12/10/1993	W/H TAX DIV IBM	(3,021)	-	(3,021)	-	-	46,903,282	-	-	-
12/10/1993	W/H TAX DIV GM	(1,936)	-	(1,936)	-	-	46,901,347	-	-	-
12/10/1993	W/H TAX DIV XON	(19,139)	-	(19,139)	-	-	46,882,208	-	-	-
12/10/1993	W/H TAX DIV MOB	(8,216)	-	(8,216)	-	-	46,873,992	-	-	-
12/10/1993	W/H TAX DIV AN	(5,316)	-	(5,316)	-	-	46,868,676	-	-	-
12/13/1993	W/H TAX DIV MMM	(4,056)	-	(4,056)	-	-	46,864,619	-	-	-
12/14/1993	W/H TAX DIV DD	(7,443)	-	(7,443)	-	-	46,857,177	-	-	-
12/14/1993	FIDELITY CASH RESERVES SBI W/H TAX DIV FCRXX	(38)	-	(38)	-	-	46,857,139	-	-	-
12/15/1993	W/H TAX DIV ARC	(3,360)	-	(3,360)	-	-	46,853,779	-	-	-
12/15/1993	W/H TAX DIV KO	(4,985)	-	(4,985)	-	-	46,848,794	-	-	-
12/17/1993	W/H TAX DIV AIG	(733)	-	(733)	-	-	46,848,061	-	-	-
12/17/1993	W/H TAX DIV MCD	(788)	-	(788)	-	-	46,847,273	-	-	-
1/3/1994	W/H TAX DIV MRK	(7,526)	-	(7,526)	-	-	46,839,747	-	-	-
1/3/1994	W/H TAX DIV EK	(3,665)	-	(3,665)	-	-	46,836,082	-	-	-
1/3/1994	W/H TAX DIV S	(2,921)	-	(2,921)	-	-	46,833,161	-	-	-
1/3/1994	W/H TAX DIV PEP	(2,737)	-	(2,737)	-	-	46,830,424	-	-	-
1/5/1994	W/H TAX DIV WMT	(1,429)	-	(1,429)	-	-	46,828,995	-	-	-
1/11/1994	CHECK WIRE	9,000,000	9,000,000	-	-	-	55,828,995	-	-	-
1/11/1994	FIDELITY CASH RESERVES SBI	(101)	-	(101)	-	-	55,828,894	-	-	-
1/20/1994	CHECK WIRE	500,000	500,000	-	-	-	56,328,894	-	-	-
1/31/1994	CXL 12/10/93	2,921	-	2,921	-	-	56,331,815	-	-	-
2/1/1994	W/H TAX DIV BEL	(6,443)	-	(6,443)	-	-	56,325,373	-	-	-
2/10/1994	CHECK WIRE	2,500,000	2,500,000	-	-	-	58,825,373	-	-	-
2/15/1994	FIDELITY CASH RESERVES SBI	(15)	-	(15)	-	-	58,825,358	-	-	-
2/18/1994	W/H TAX DIV DIS	(664)	-	(664)	-	-	58,824,693	-	-	-
3/1/1994	W/H TAX DIV INTC	(519)	-	(519)	-	-	58,824,174	-	-	-
3/1/1994	W/H TAX DIV F	(4,615)	-	(4,615)	-	-	58,819,559	-	-	-
3/8/1994	W/H TAX DIV JNJ	(4,050)	-	(4,050)	-	-	58,815,509	-	-	-
3/8/1994	FIDELITY CASH RESERVES SBI W/H TAX DIV FCRXX	(148)	-	(148)	-	-	58,815,361	-	-	-
3/10/1994	W/H TAX DIV IBM	(3,173)	-	(3,173)	-	-	58,812,188	-	-	-
3/10/1994	W/H TAX DIV AN	(6,346)	-	(6,346)	-	-	58,805,842	-	-	-
3/10/1994	W/H TAX DIV XON	(21,184)	-	(21,184)	-	-	58,784,659	-	-	-
3/10/1994	W/H TAX DIV MOB	(7,846)	-	(7,846)	-	-	58,776,813	-	-	-
3/10/1994	W/H TAX DIV GM	(3,346)	-	(3,346)	-	-	58,773,467	-	-	-
3/14/1994	W/H TAX DIV BAC	(3,381)	-	(3,381)	-	-	58,770,086	-	-	-
3/14/1994	W/H TAX DIV DD	(6,854)	-	(6,854)	-	-	58,763,232	-	-	-
3/14/1994	W/H TAX DIV MMM	(4,719)	-	(4,719)	-	-	58,758,514	-	-	-
3/15/1994	W/H TAX DIV ARC	(4,915)	-	(4,915)	-	-	58,753,598	-	-	-
3/18/1994	W/H TAX DIV MCD	(961)	-	(961)	-	-	58,752,638	-	-	-
3/18/1994	W/H TAX DIV AIG	(775)	-	(775)	-	-	58,751,863	-	-	-
3/31/1994	W/H TAX DIV PEP	(3,146)	-	(3,146)	-	-	58,748,717	-	-	-
4/4/1994	W/H TAX DIV KO	(6,077)	-	(6,077)	-	-	58,742,640	-	-	-
4/4/1994	W/H TAX DIV S	(3,813)	-	(3,813)	-	-	58,738,827	-	-	-
4/4/1994	W/H TAX DIV MRK	(8,508)	-	(8,508)	-	-	58,730,319	-	-	-
4/8/1994	CHECK WIRE	3,000,000	3,000,000	-	-	-	61,730,319	-	-	-

BLMIS ACCOUNT NO. 1FN012 - CITCO GLOBAL CUSTODY N V FBO FAIRFIELD SENTRY LTD

Column 1	Column 2	Column 3	Column 4	Column 5	Column 6	Column 7	Column 8	Column 9	Column 10	Column 11
Date	Transaction Description	Transaction Amount Reported in Customer Statement	Cash Deposits	Cash Withdrawals	Transfers of Principal In	Transfers of Principal Out	Balance of Principal	Preference Period Initial Transfers	Two Year Initial Transfers	Six Year Initial Transfers
4/13/1994	W/H TAX HWP	(1,529)	-	(1,529)	-	-	61,728,790	-	-	-
4/18/1994	CHECK WIRE	2,500,000	2,500,000	-	-	-	64,228,790	-	-	-
4/20/1994	FIDELITY CASH RESERVES SBI W/H TAX DIV FCRXX	(108)	-	(108)	-	-	64,228,683	-	-	-
4/25/1994	CHECK	350,000	350,000	-	-	-	64,578,683	-	-	-
4/28/1994	W/H TAX DIV GE	(14,585)	-	(14,585)	-	-	64,564,097	-	-	-
4/29/1994	W/H TAX DIV DOW	(4,751)	-	(4,751)	-	-	64,559,346	-	-	-
5/2/1994	W/H TAX DIV BMY	(9,858)	-	(9,858)	-	-	64,549,488	-	-	-
5/2/1994	W/H TAX DIV BEL	(8,084)	-	(8,084)	-	-	64,541,404	-	-	-
5/2/1994	W/H TAX DIV AIT	(6,482)	-	(6,482)	-	-	64,534,923	-	-	-
5/2/1994	W/H TAX DIV T	(11,796)	-	(11,796)	-	-	64,523,127	-	-	-
5/10/1994	W/H TAX DIV AXP	(3,139)	-	(3,139)	-	-	64,519,988	-	-	-
5/19/1994	FIDELITY CASH RESERVES SBI W/H TAX DIV FCRXX	(61)	-	(61)	-	-	64,519,927	-	-	-
5/20/1994	W/H TAX DIV DIS	(968)	-	(968)	-	-	64,518,959	-	-	-
6/1/1994	W/H TAX DIV F	(6,565)	-	(6,565)	-	-	64,512,394	-	-	-
6/3/1994	CHECK WIRE	3,250,000	3,250,000	-	-	-	67,762,394	-	-	-
6/3/1994	W/H TAX DIV BA	(347)	-	(347)	-	-	67,762,048	-	-	-
6/7/1994	W/H TAX DIV JNJ	(5,555)	-	(5,555)	-	-	67,756,493	-	-	-
6/10/1994	W/H TAX DIV MOB	(9,621)	-	(9,621)	-	-	67,746,871	-	-	-
6/10/1994	W/H TAX DIV GM	(4,168)	-	(4,168)	-	-	67,742,703	-	-	-
6/10/1994	W/H TAX DIV IBM	(4,044)	-	(4,044)	-	-	67,738,659	-	-	-
6/10/1994	W/H TAX DIV AN	(7,861)	-	(7,861)	-	-	67,730,798	-	-	-
6/10/1994	W/H TAX DIV XON	(26,368)	-	(26,368)	-	-	67,704,430	-	-	-
6/13/1994	W/H TAX DIV MMM	(4,893)	-	(4,893)	-	-	67,699,537	-	-	-
6/13/1994	W/H TAX DIV DD	(8,516)	-	(8,516)	-	-	67,691,021	-	-	-
6/14/1994	W/H TAX DIV BAC	(4,054)	-	(4,054)	-	-	67,686,967	-	-	-
6/14/1994	FIDELITY CASH RESERVES SBI W/H TAX DIV FCRXX	(60)	-	(60)	-	-	67,686,907	-	-	-
6/15/1994	W/H TAX DIV ARC	(5,868)	-	(5,868)	-	-	67,681,038	-	-	-
6/17/1994	W/H TAX DIV AIG	(923)	-	(923)	-	-	67,680,115	-	-	-
6/17/1994	W/H TAX DIV MCD	(1,286)	-	(1,286)	-	-	67,678,829	-	-	-
6/30/1994	W/H TAX DIV PEP	(4,252)	-	(4,252)	-	-	67,674,577	-	-	-
7/1/1994	W/H TAX DIV EK	(594)	-	(594)	-	-	67,673,983	-	-	-
7/1/1994	W/H TAX DIV KO	(7,219)	-	(7,219)	-	-	67,666,764	-	-	-
7/1/1994	W/H TAX DIV S	(4,486)	-	(4,486)	-	-	67,662,278	-	-	-
7/1/1994	W/H TAX DIV MCIC	(669)	-	(669)	-	-	67,661,609	-	-	-
7/1/1994	W/H TAX DIV MRK	(10,448)	-	(10,448)	-	-	67,651,161	-	-	-
7/8/1994	CHECK WIRE	3,000,000	3,000,000	-	-	-	70,651,161	-	-	-
7/8/1994	W/H TAX DIV WMT	(3,235)	-	(3,235)	-	-	70,647,926	-	-	-
7/11/1994	FIDELITY CASH RESERVES SBI W/H TAX DIV FCRXX	(114)	-	(114)	-	-	70,647,811	-	-	-
7/13/1994	W/H TAX DIV HWP	(2,174)	-	(2,174)	-	-	70,645,638	-	-	-
7/25/1994	W/H TAX DIV GE	(18,408)	-	(18,408)	-	-	70,627,230	-	-	-
7/29/1994	W/H TAX DIV DOW	(5,667)	-	(5,667)	-	-	70,621,562	-	-	-
8/1/1994	W/H TAX DIV T	(14,234)	-	(14,234)	-	-	70,607,328	-	-	-
8/1/1994	W/H TAX DIV BEL	(9,824)	-	(9,824)	-	-	70,597,504	-	-	-
8/1/1994	W/H TAX DIV AIT	(7,796)	-	(7,796)	-	-	70,589,708	-	-	-
8/1/1994	W/H TAX DIV BMY	(11,804)	-	(11,804)	-	-	70,577,904	-	-	-
8/15/1994	FIDELITY CASH RESERVES SBI W/H TAX DIV FCRXX	(83)	-	(83)	-	-	70,577,820	-	-	-
8/17/1994	W/H TAX DIV CCI	(175)	-	(175)	-	-	70,577,645	-	-	-
8/19/1994	W/H TAX DIV DIS	(1,187)	-	(1,187)	-	-	70,576,458	-	-	-
9/1/1994	W/H TAX DIV INTC	(5)	-	(5)	-	-	70,576,453	-	-	-
9/1/1994	W/H TAX DIV INTC	(58)	-	(58)	-	-	70,576,395	-	-	-
9/1/1994	W/H TAX DIV F	(7,364)	-	(7,364)	-	-	70,569,032	-	-	-
9/2/1994	W/H TAX DIV BA	(612)	-	(612)	-	-	70,568,420	-	-	-
9/6/1994	W/H TAX DIV JNJ	(6,184)	-	(6,184)	-	-	70,562,236	-	-	-
9/8/1994	CHECK WIRE	3,500,000	3,500,000	-	-	-	74,062,236	-	-	-
9/12/1994	W/H TAX DIV XON	(29,371)	-	(29,371)	-	-	74,032,865	-	-	-
9/12/1994	W/H TAX DIV MOB	(10,707)	-	(10,707)	-	-	74,022,158	-	-	-
9/12/1994	W/H TAX DIV IBM	(4,565)	-	(4,565)	-	-	74,017,592	-	-	-
9/12/1994	W/H TAX DIV GM	(4,701)	-	(4,701)	-	-	74,012,891	-	-	-
9/12/1994	W/H TAX DIV AN	(8,778)	-	(8,778)	-	-	74,004,113	-	-	-
9/12/1994	W/H TAX DIV MMM	(5,342)	-	(5,342)	-	-	73,998,771	-	-	-
9/12/1994	W/H TAX DIV DD	(10,219)	-	(10,219)	-	-	73,988,553	-	-	-
9/12/1994	FIDELITY CASH RESERVES SBI W/H TAX DIV FCRXX	(45)	-	(45)	-	-	73,988,507	-	-	-
9/15/1994	W/H TAX DIV BAC	(4,478)	-	(4,478)	-	-	73,984,029	-	-	-
9/15/1994	W/H TAX DIV ARC	(6,556)	-	(6,556)	-	-	73,977,473	-	-	-
9/16/1994	W/H TAX DIV AIG	(1,173)	-	(1,173)	-	-	73,976,300	-	-	-
9/16/1994	W/H TAX DIV MCD	(78)	-	(78)	-	-	73,976,221	-	-	-
9/30/1994	W/H TAX DIV PEP	(4,737)	-	(4,737)	-	-	73,971,484	-	-	-

BLMIS ACCOUNT NO. 1FN012 - CITCO GLOBAL CUSTODY N V FBO FAIRFIELD SENTRY LTD

Column 1	Column 2	Column 3	Column 4	Column 5	Column 6	Column 7	Column 8	Column 9	Column 10	Column 11
Date	Transaction Description	Transaction Amount Reported in Customer Statement	Cash Deposits	Cash Withdrawals	Transfers of Principal In	Transfers of Principal Out	Balance of Principal	Preference Period Initial Transfers	Two Year Initial Transfers	Six Year Initial Transfers
10/3/1994	W/H TAX DIV WMT	(3,583)	-	(3,583)	-	-	73,967,901	-	-	-
10/3/1994	W/H TAX DIV EK	(1,072)	-	(1,072)	-	-	73,966,829	-	-	-
10/3/1994	W/H TAX DIV MRK	(12,544)	-	(12,544)	-	-	73,954,285	-	-	-
10/3/1994	W/H TAX DIV KO	(8,090)	-	(8,090)	-	-	73,946,195	-	-	-
10/11/1994	FIDELITY CASH RESERVES SBI W/H TAX DIV FCRXX	(119)	-	(119)	-	-	73,946,076	-	-	-
10/12/1994	W/H TAX DIV HWP	(2,556)	-	(2,556)	-	-	73,943,520	-	-	-
10/14/1994	W/H TAX DIV C	(332)	-	(332)	-	-	73,943,188	-	-	-
10/25/1994	W/H TAX DIV GE	(20,714)	-	(20,714)	-	-	73,922,475	-	-	-
10/28/1994	CHECK WIRE A/O 10/26/94	500,000	500,000	-	-	-	74,422,475	-	-	-
10/28/1994	W/H TAX DIV DOW	(6,313)	-	(6,313)	-	-	74,416,162	-	-	-
11/1/1994	W/H TAX DIV BEL	(11,051)	-	(11,051)	-	-	74,405,111	-	-	-
11/1/1994	W/H TAX DIV AIT	(8,794)	-	(8,794)	-	-	74,396,316	-	-	-
11/1/1994	W/H TAX DIV S	(4,955)	-	(4,955)	-	-	74,391,362	-	-	-
11/1/1994	W/H TAX DIV T	(15,988)	-	(15,988)	-	-	74,375,373	-	-	-
11/1/1994	W/H TAX DIV BMY	(13,185)	-	(13,185)	-	-	74,362,188	-	-	-
11/15/1994	FIDELITY CASH RESERVES SBI W/H TAX DIV FCRXX	(79)	-	(79)	-	-	74,362,110	-	-	-
11/17/1994	W/H TAX DIV CCI	(1,784)	-	(1,784)	-	-	74,360,326	-	-	-
12/1/1994	W/H TAX DIV F	(7,834)	-	(7,834)	-	-	74,352,492	-	-	-
12/1/1994	W/H TAX DIVINTC	(761)	-	(761)	-	-	74,351,731	-	-	-
12/6/1994	W/H TAX DIV JNJ	(5,749)	-	(5,749)	-	-	74,345,982	-	-	-
12/12/1994	W/H TAX DIV MMM	(5,618)	-	(5,618)	-	-	74,340,364	-	-	-
12/12/1994	W/H TAX DIV XON	(27,950)	-	(27,950)	-	-	74,312,414	-	-	-
12/12/1994	W/H TAX DIV IBM	(4,361)	-	(4,361)	-	-	74,308,053	-	-	-
12/12/1994	W/H TAX DIV AN	(8,286)	-	(8,286)	-	-	74,299,768	-	-	-
12/12/1994	W/H TAX DIV MCIC	(496)	-	(496)	-	-	74,299,272	-	-	-
12/12/1994	W/H TAX DIV GM	(4,599)	-	(4,599)	-	-	74,294,673	-	-	-
12/12/1994	W/H TAX DIV MOB	(10,783)	-	(10,783)	-	-	74,283,890	-	-	-
12/14/1994	W/H TAX DIV DD	(11,553)	-	(11,553)	-	-	74,272,337	-	-	-
12/14/1994	W/H TAX DIV BAC	(4,469)	-	(4,469)	-	-	74,267,868	-	-	-
12/15/1994	W/H TAX DIV ARC	(6,541)	-	(6,541)	-	-	74,261,327	-	-	-
12/15/1994	W/H TAX DIV KO	(7,777)	-	(7,777)	-	-	74,253,550	-	-	-
12/15/1994	FIDELITY CASH RESERVES SBI W/H TAX DIV FCRXX	(17)	-	(17)	-	-	74,253,534	-	-	-
12/16/1994	W/H TAX DIV MCD	(1,292)	-	(1,292)	-	-	74,252,242	-	-	-
12/16/1994	W/H TAX DIV AIG	(1,101)	-	(1,101)	-	-	74,251,141	-	-	-
1/3/1995	W/H TAX DIV EK	(4,152)	-	(4,152)	-	-	74,246,989	-	-	-
1/3/1995	W/H TAX DIV MRK	(11,725)	-	(11,725)	-	-	74,235,264	-	-	-
1/3/1995	W/H TAX DIV S	(4,150)	-	(4,150)	-	-	74,231,114	-	-	-
1/3/1995	W/H TAX DIV PEP	(4,307)	-	(4,307)	-	-	74,226,808	-	-	-
1/5/1995	W/H TAX DIV WMT	(2,916)	-	(2,916)	-	-	74,223,892	-	-	-
1/12/1995	CHECK WIRE	(5,000,000)	-	(5,000,000)	-	-	69,223,892	-	-	-
1/13/1995	W/H TAX DIV C	(1,378)	-	(1,378)	-	-	69,222,514	-	-	-
1/13/1995	FIDELITY CASH RESERVES SBI W/H TAX DIV FCRXX	(30)	-	(30)	-	-	69,222,483	-	-	-
1/25/1995	W/H TAX DIV GE	(9,507)	-	(9,507)	-	-	69,212,977	-	-	-
1/25/1995	CHECK WIRE	(1,000,000)	-	(1,000,000)	-	-	68,212,977	-	-	-
1/30/1995	W/H TAX DIV DOW	(2,299)	-	(2,299)	-	-	68,210,678	-	-	-
1/31/1995	TRANS TO 1FN06940 (1FN069)	(1,197,585)	-	-	-	(1,197,585)	67,013,093	-	-	-
1/31/1995	TRANS FROM 1FN04530 (1FN045)	350,000	-	-	350,000	-	67,363,093	-	-	-
2/1/1995	W/H TAX DIV T	(7,263)	-	(7,263)	-	-	67,355,830	-	-	-
2/1/1995	W/H TAX DIV BMY	(5,526)	-	(5,526)	-	-	67,350,305	-	-	-
2/1/1995	W/H TAX DIV AIT	(3,734)	-	(3,734)	-	-	67,346,571	-	-	-
2/1/1995	W/H TAX DIV BEL	(4,339)	-	(4,339)	-	-	67,342,232	-	-	-
2/3/1995	CHECK WIRE	6,000,000	6,000,000	-	-	-	73,342,232	-	-	-
2/8/1995	CHECK WIRE	550,000	550,000	-	-	-	73,892,232	-	-	-
2/10/1995	W/H TAX DIV AXP	(1,592)	-	(1,592)	-	-	73,890,641	-	-	-
2/13/1995	FIDELITY CASH RESERVES SBI W/H TAX DIV FCRXXX	(9)	-	(9)	-	-	73,890,632	-	-	-
2/17/1995	W/H TAX DIV DIS	(560)	-	(560)	-	-	73,890,072	-	-	-
2/17/1995	W/H TAX DIV CCI	(3,301)	-	(3,301)	-	-	73,886,770	-	-	-
2/17/1995	TRANS TO 1FN04530 (1FN045)	(500,000)	-	-	-	(500,000)	73,386,770	-	-	-
2/28/1995	TRANS TO 1FN06940 (1FN069)	(1,256,608)	-	-	-	(1,256,608)	72,130,162	-	-	-
3/1/1995	W/H TAX DIV F	(7,970)	-	(7,970)	-	-	72,122,192	-	-	-
3/1/1995	W/H TAX DIV INTC	(755)	-	(755)	-	-	72,121,438	-	-	-
3/3/1995	W/H TAX DIV BA	(2,358)	-	(2,358)	-	-	72,119,080	-	-	-
3/6/1995	W/H TAX DIV SO	(5,993)	-	(5,993)	-	-	72,113,087	-	-	-
3/7/1995	W/H TAX DIV JNJ	(5,243)	-	(5,243)	-	-	72,107,844	-	-	-
3/7/1995	CHECK WIRE	(1,800,000)	-	(1,800,000)	-	-	70,307,844	-	-	-
3/10/1995	W/H TAX DIV XON	(27,117)	-	(27,117)	-	-	70,280,727	-	-	-
3/10/1995	W/H TAX DIV GM	(4,402)	-	(4,402)	-	-	70,276,325	-	-	-

BLMIS ACCOUNT NO. 1FN012 - CITCO GLOBAL CUSTODY N V FBO FAIRFIELD SENTRY LTD

Column 1	Column 2	Column 3	Column 4	Column 5	Column 6	Column 7	Column 8	Column 9	Column 10	Column 11
Date	Transaction Description	Transaction Amount Reported in Customer Statement	Cash Deposits	Cash Withdrawals	Transfers of Principal In	Transfers of Principal Out	Balance of Principal	Preference Period Initial Transfers	Two Year Initial Transfers	Six Year Initial Transfers
3/10/1995	W/H TAX DIV AN	(8,489)	-	(8,489)	-	-	70,267,837	-	-	-
3/10/1995	W/H TAX DIV IBM	(4,127)	-	(4,127)	-	-	70,263,710	-	-	-
3/10/1995	W/H TAX DIV MOB	(10,022)	-	(10,022)	-	-	70,253,689	-	-	-
3/13/1995	W/H TAX DIV MMM	(5,798)	-	(5,798)	-	-	70,247,891	-	-	-
3/14/1995	W/H TAX DIV BAC	(4,921)	-	(4,921)	-	-	70,242,970	-	-	-
3/14/1995	W/H TAX DIV DD	(9,236)	-	(9,236)	-	-	70,233,734	-	-	-
3/15/1995	FIDELITY CASH RESERVES SBI W/H TAX DIV FCRXX	(53)	-	(53)	-	-	70,233,681	-	-	-
3/15/1995	W/H TAX DIV ARC	(6,485)	-	(6,485)	-	-	70,227,197	-	-	-
3/17/1995	W/H TAX DIV MCD	(1,282)	-	(1,282)	-	-	70,225,915	-	-	-
3/31/1995	W/H TAX DIV PEP	(4,146)	-	(4,146)	-	-	70,221,769	-	-	-
3/31/1995	TRANS TO 1FN06940 (1FN069)	(1,617,935)	-	-	-	(1,617,935)	68,603,834	-	-	-
4/3/1995	W/H TAX DIV KO	(8,676)	-	(8,676)	-	-	68,595,158	-	-	-
4/3/1995	W/H TAX DIV S	(4,279)	-	(4,279)	-	-	68,590,879	-	-	-
4/3/1995	W/H TAX DIV EK	(3,950)	-	(3,950)	-	-	68,586,928	-	-	-
4/3/1995	W/H TAX DIV AIG	(1,042)	-	(1,042)	-	-	68,585,887	-	-	-
4/3/1995	W/H TAX DIV MRK	(11,350)	-	(11,350)	-	-	68,574,537	-	-	-
4/7/1995	W/H TAX DIV SLB	(2,246)	-	(2,246)	-	-	68,572,291	-	-	-
4/11/1995	CHECK WIRE	1,950,000	1,950,000	-	-	-	70,522,291	-	-	-
4/12/1995	W/H TAX DIV HWP	(2,235)	-	(2,235)	-	-	70,520,056	-	-	-
4/17/1995	W/H TAX DIV WMT	(3,611)	-	(3,611)	-	-	70,516,446	-	-	-
4/17/1995	W/H TAX DIV C	(4,265)	-	(4,265)	-	-	70,512,181	-	-	-
4/24/1995	FIDELITY CASH RESERVES SBI W/H TAX DIV FCRXX	(92)	-	(92)	-	-	70,512,089	-	-	-
4/25/1995	W/H TAX DIV GE	(19,967)	-	(19,967)	-	-	70,492,122	-	-	-
4/28/1995	W/H TAX DIV DOW	(4,848)	-	(4,848)	-	-	70,487,274	-	-	-
4/28/1995	TRANS TO IFNO6940 (1FN069)	(4,314,060)	-	-	-	(4,314,060)	66,173,214	-	-	-
5/1/1995	W/H TAX DIV BMY	(11,571)	-	(11,571)	-	-	66,161,642	-	-	-
5/1/1995	W/H TAX DIV T	(15,244)	-	(15,244)	-	-	66,146,399	-	-	-
5/1/1995	W/H TAX DIV AIT	(7,819)	-	(7,819)	-	-	66,138,580	-	-	-
5/1/1995	W/H TAX DIV BEL	(9,197)	-	(9,197)	-	-	66,129,383	-	-	-
5/12/1995	CHECK WIRE	3,100,000	3,100,000	-	-	-	69,229,383	-	-	-
5/17/1995	W/H TAX DIV CCI	(3,294)	-	(3,294)	-	-	69,226,089	-	-	-
5/19/1995	W/H TAX DIV DIS	(1,414)	-	(1,414)	-	-	69,224,675	-	-	-
5/23/1995	FIDELITY CASH RESERVES SBI W/H TAX DIV FORXX	(41)	-	(41)	-	-	69,224,635	-	-	-
5/31/1995	TRANS TO 1FN06940 (1FN069)	(2,163,460)	-	-	-	(2,163,460)	67,061,175	-	-	-
6/1/1995	W/H TAX DIV F	(9,077)	-	(9,077)	-	-	67,052,098	-	-	-
6/1/1995	W/H TAX DIV INTC	(703)	-	(703)	-	-	67,051,395	-	-	-
6/2/1995	W/H TAX DIV BA	(2,379)	-	(2,379)	-	-	67,049,016	-	-	-
6/6/1995	W/H TAX DIV SD	(5,582)	-	(5,582)	-	-	67,043,434	-	-	-
6/6/1995	W/H TAX DIV JNJ	(6,039)	-	(6,039)	-	-	67,037,395	-	-	-
6/12/1995	CHECK WIRE	2,700,000	2,700,000	-	-	-	69,737,395	-	-	-
6/12/1995	W/H TAX DIV XON	(26,352)	-	(26,352)	-	-	69,711,043	-	-	-
6/12/1995	W/H TAX DIV AN	(8,345)	-	(8,345)	-	-	69,702,699	-	-	-
6/12/1995	W/H TAX DIV MMM	(5,505)	-	(5,505)	-	-	69,697,194	-	-	-
6/12/1995	W/H TAX DIV MOB	(10,157)	-	(10,157)	-	-	69,687,038	-	-	-
6/12/1995	W/H TAX DIV GM	(6,368)	-	(6,368)	-	-	69,680,669	-	-	-
6/12/1995	W/H TAX DIV IBM	(4,209)	-	(4,209)	-	-	69,676,460	-	-	-
6/12/1995	W/H TAX DIV DD	(7,993)	-	(7,993)	-	-	69,668,467	-	-	-
6/14/1995	W/H TAX DIV BAC	(4,714)	-	(4,714)	-	-	69,663,753	-	-	-
6/15/1995	W/H TAX DIV ARC	(6,039)	-	(6,039)	-	-	69,657,714	-	-	-
6/16/1995	W/H TAX DIV AIG	(1,066)	-	(1,066)	-	-	69,656,647	-	-	-
6/16/1995	W/H TAX DIV MCD	(1,405)	-	(1,405)	-	-	69,655,242	-	-	-
6/19/1995	FIDELITY CASH RESERVES SBI W/H TAX DIV FORXX	(21)	-	(21)	-	-	69,655,221	-	-	-
6/23/1995	W/H TAX DIV MCIC	(519)	-	(519)	-	-	69,654,702	-	-	-
6/30/1995	W/H TAX DIV PEP	(4,778)	-	(4,778)	-	-	69,649,923	-	-	-
6/30/1995	TRANS TO IFNO6940 (1FN069)	(3,467,241)	-	-	-	(3,467,241)	66,182,682	-	-	-
7/3/1995	W/H TAX DIV SLB	(2,611)	-	(2,611)	-	-	66,180,071	-	-	-
7/3/1995	W/H TAX DIV KO	(8,481)	-	(8,481)	-	-	66,171,590	-	-	-
7/3/1995	W/H TAX DIV MRK	(11,554)	-	(11,554)	-	-	66,160,037	-	-	-
7/10/1995	W/H TAX DIV WMT	(3,503)	-	(3,503)	-	-	66,156,533	-	-	-
7/12/1995	CHECK WIRE	(5,000,000)	-	(5,000,000)	-	-	61,156,533	-	-	-
7/14/1995	W/H TAX DIV C	(5,387)	-	(5,387)	-	-	61,151,147	-	-	-
7/19/1995	FIDELITY CASH RESERVES SBI W/H TAX DIV FCRXX	(235)	-	(235)	-	-	61,150,912	-	-	-
7/25/1995	W/H TAX DIV GE	(21,704)	-	(21,704)	-	-	61,129,209	-	-	-
7/28/1995	W/H TAX DIV DOW	(5,955)	-	(5,955)	-	-	61,123,253	-	-	-
7/31/1995	TRANS TO 1FN069-40 (1FN069)	(1,094,562)	-	-	-	(1,094,562)	60,028,691	-	-	-
8/1/1995	W/H TAX DIV T	(15,920)	-	(15,920)	-	-	60,012,771	-	-	-
8/1/1995	W/H TAX DIV AIT	(8,306)	-	(8,306)	-	-	60,004,465	-	-	-

BLMIS ACCOUNT NO. 1FN012 - CITCO GLOBAL CUSTODY N V FBO FAIRFIELD SENTRY LTD

Column 1	Column 2	Column 3	Column 4	Column 5	Column 6	Column 7	Column 8	Column 9	Column 10	Column 11
Date	Transaction Description	Transaction Amount Reported in Customer Statement	Cash Deposits	Cash Withdrawals	Transfers of Principal In	Transfers of Principal Out	Balance of Principal	Preference Period Initial Transfers	Two Year Initial Transfers	Six Year Initial Transfers
8/1/1995	W/H TAX DIV BMY	(11,696)	-	(11,696)	-	-	59,992,769	-	-	-
8/1/1995	W/H TAX DIV BEL	(9,382)	-	(9,382)	-	-	59,983,387	-	-	-
8/8/1995	CHECK WIRE	(700,000)	-	(700,000)	-	-	59,283,387	-	-	-
8/10/1995	W/H TAX DIV AXP	(3,383)	-	(3,383)	-	-	59,280,004	-	-	-
8/16/1995	FIDELITY CASH RESERVES SBI W/H TAX DIV FCRXX	(108)	-	(108)	-	-	59,279,895	-	-	-
8/18/1995	W/H TAX DIV DIS	(1,426)	-	(1,426)	-	-	59,278,470	-	-	-
8/28/1995	TRANS FROM 1FN04530 (1FN045)	150,000	-	-	150,000	-	59,428,470	-	-	-
8/28/1995	TRANS FROM 1FN06940 (1FN069)	5,913	-	-	5,913	-	59,434,383	-	-	-
9/1/1995	W/H TAX DIV BA	(2,576)	-	(2,576)	-	-	59,431,806	-	-	-
9/1/1995	W/H TAX DIV INTC	(1,015)	-	(1,015)	-	-	59,430,791	-	-	-
9/1/1995	W/H TAX DIV F	(9,800)	-	(9,800)	-	-	59,420,991	-	-	-
9/5/1995	W/H TAX DIV JNJ	(6,523)	-	(6,523)	-	-	59,414,469	-	-	-
9/6/1995	CHECK WIRE	3,600,000	3,600,000	-	-	-	63,014,469	-	-	-
9/6/1995	W/H TAX DIV SO	(6,029)	-	(6,029)	-	-	63,008,440	-	-	-
9/11/1995	W/H TAX DIV IBM	(4,547)	-	(4,547)	-	-	63,003,892	-	-	-
9/11/1995	W/H TAX DIV MOB	(10,974)	-	(10,974)	-	-	62,992,919	-	-	-
9/11/1995	W/H TAX DIV XON	(28,467)	-	(28,467)	-	-	62,964,452	-	-	-
9/11/1995	W/H TAX DIV GM	(6,887)	-	(6,887)	-	-	62,957,564	-	-	-
9/11/1995	W/H TAX DIV AN	(9,022)	-	(9,022)	-	-	62,948,543	-	-	-
9/11/1995	FIDELITY CASH RESERVES SBI W/H TAX DIV FCRXX	(59)	-	(59)	-	-	62,948,484	-	-	-
9/12/1995	W/H TAX DIV DD	(8,639)	-	(8,639)	-	-	62,939,845	-	-	-
9/12/1995	W/H TAX DIV MMM	(5,964)	-	(5,964)	-	-	62,933,881	-	-	-
9/14/1995	CHECK WIRE	3,100,000	3,100,000	-	-	-	66,033,881	-	-	-
9/15/1995	W/H TAX DIV ARC	(473)	-	(473)	-	-	66,033,408	-	-	-
9/15/1995	W/H TAX DIV MCD	(1,439)	-	(1,439)	-	-	66,031,969	-	-	-
9/15/1995	W/H TAX DIV ARC	(6,504)	-	(6,504)	-	-	66,025,464	-	-	-
9/22/1995	W/H TAX DIV AIG	(1,213)	-	(1,213)	-	-	66,024,251	-	-	-
9/29/1995	W/H TAX DIV PEP	(4,896)	-	(4,896)	-	-	66,019,355	-	-	-
9/29/1995	TRANS TO 1FN06940 (1FN069)	(2,373,896)	-	-	-	(2,373,896)	63,645,460	-	-	-
10/2/1995	W/H TAX DIV KO	(8,937)	-	(8,937)	-	-	63,636,523	-	-	-
10/2/1995	W/H TAX DIV SLB	(2,675)	-	(2,675)	-	-	63,633,848	-	-	-
10/2/1995	W/H TAX DIV MRK	(13,416)	-	(13,416)	-	-	63,620,433	-	-	-
10/3/1995	W/H TAX DIV WMT	(3,591)	-	(3,591)	-	-	63,616,842	-	-	-
10/12/1995	CHECK WIRE	(10,300,000)	-	(10,300,000)	-	-	53,316,842	-	-	-
10/16/1995	FIDELITY CASH RESERVES SBI W/H TAX DIV FCRXX	(3)	-	(3)	-	-	53,316,839	-	-	-
10/19/1995	TRANS FROM 1FN04530 (1FN045)	5,000,000	-	-	5,000,000	-	58,316,839	-	-	-
10/25/1995	W/H TAX DIV GE	(20,505)	-	(20,505)	-	-	58,296,334	-	-	-
10/27/1995	TRANS TO 1FN06940 (1FN069)	(271,194)	-	-	-	(271,194)	58,025,140	-	-	-
10/30/1995	W/H TAX DIV DOW	(5,811)	-	(5,811)	-	-	58,019,329	-	-	-
11/1/1995	W/H TAX DIV AIT	(8,101)	-	(8,101)	-	-	58,011,228	-	-	-
11/1/1995	W/H TAX DIV BEL	(8,875)	-	(8,875)	-	-	58,002,353	-	-	-
11/1/1995	W/H TAX DIV NYN	(7,065)	-	(7,065)	-	-	57,995,287	-	-	-
11/1/1995	W/H TAX DIV BMY	(10,946)	-	(10,946)	-	-	57,984,341	-	-	-
11/1/1995	W/H TAX DIV T	(15,342)	-	(15,342)	-	-	57,968,999	-	-	-
11/8/1995	CHECK WIRE	400,000	400,000	-	-	-	58,368,999	-	-	-
11/10/1995	W/H TAX DIV AXP	(3,170)	-	(3,170)	-	-	58,365,829	-	-	-
11/17/1995	W/H TAX DIV DIS	(1,331)	-	(1,331)	-	-	58,364,498	-	-	-
11/17/1995	W/H TAX DIV CCI	(3,381)	-	(3,381)	-	-	58,361,117	-	-	-
11/20/1995	FIDELITY CASH RESERVES W/H TAX DIV FRCXX	(4)	-	(4)	-	-	58,361,113	-	-	-
11/24/1995	TRANS TO 1FN06940 (1FN069)	(487,914)	-	-	-	(487,914)	57,873,199	-	-	-
11/24/1995	TRANS TO 1FN04530 (1FN045)	(125,000)	-	-	-	(125,000)	57,748,199	-	-	-
12/1/1995	W/H TAX DIV BA	(2,465)	-	(2,465)	-	-	57,745,734	-	-	-
12/1/1995	W/H TAX DIV INTC	(930)	-	(930)	-	-	57,744,804	-	-	-
12/1/1995	W/H TAX DIV F	(10,848)	-	(10,848)	-	-	57,733,956	-	-	-
12/5/1995	W/H TAX DIV JNJ	(6,044)	-	(6,044)	-	-	57,727,913	-	-	-
12/7/1995	CHECK WIRE	5,500,000	5,500,000	-	-	-	63,227,913	-	-	-
12/11/1995	W/H TAX DIV MOB	(10,425)	-	(10,425)	-	-	63,217,487	-	-	-
12/11/1995	W/H TAX DIV IBM	(4,050)	-	(4,050)	-	-	63,213,437	-	-	-
12/11/1995	W/H TAX DIV AN	(8,453)	-	(8,453)	-	-	63,204,984	-	-	-
12/11/1995	W/H TAX DIV GM	(6,340)	-	(6,340)	-	-	63,198,645	-	-	-
12/11/1995	FIDELITY CASH RESERVES SBI W/H TAX DIV FCRXX	(3)	-	(3)	-	-	63,198,642	-	-	-
12/11/1995	W/H TAX DIV XON	(26,943)	-	(26,943)	-	-	63,171,699	-	-	-
12/12/1995	W/H TAX DIV MMM	(5,628)	-	(5,628)	-	-	63,166,070	-	-	-
12/14/1995	W/H TAX DIV DD	(8,425)	-	(8,425)	-	-	63,157,646	-	-	-
12/14/1995	W/H TAX DIV BAC	(4,860)	-	(4,860)	-	-	63,152,785	-	-	-
12/15/1995	W/H TAX DIV KO	(8,213)	-	(8,213)	-	-	63,144,572	-	-	-
12/15/1995	W/H TAX DIV MCD	(1,331)	-	(1,331)	-	-	63,143,241	-	-	-

BLMIS ACCOUNT NO. 1FN012 - CITCO GLOBAL CUSTODY N V FBO FAIRFIELD SENTRY LTD

Column 1	Column 2	Column 3	Column 4	Column 5	Column 6	Column 7	Column 8	Column 9	Column 10	Column 11
Date	Transaction Description	Transaction Amount Reported in Customer Statement	Cash Deposits	Cash Withdrawals	Transfers of Principal In	Transfers of Principal Out	Balance of Principal	Preference Period Initial Transfers	Two Year Initial Transfers	Six Year Initial Transfers
12/22/1995	W/H TAX DIV AIG	(1,138)	-	(1,138)	-	-	63,142,103	-	-	-
12/29/1995	TRANS TO 1FN06940 (1FN069)	(5,770,514)	-	-	-	(5,770,514)	57,371,590	-	-	-
1/2/1996	W/H TAX DIV PEP	(4,649)	-	(4,649)	-	-	57,366,941	-	-	-
1/2/1996	W/H TAX DIV EK	(3,945)	-	(3,945)	-	-	57,362,996	-	-	-
1/2/1996	W/H TAX DIV MRK	(12,454)	-	(12,454)	-	-	57,350,542	-	-	-
1/5/1996	W/H TAX DIV WMT	(3,346)	-	(3,346)	-	-	57,347,196	-	-	-
1/5/1996	CHECK WIRE	(6,400,000)	-	(6,400,000)	-	-	50,947,196	-	-	-
1/12/1996	W/H TAX DIV C	(6,619)	-	(6,619)	-	-	50,940,577	-	-	-
1/18/1996	FIDELITY CASH RESERVES SBI W/H TAX DIV FCRXX	(6)	-	(6)	-	-	50,940,572	-	-	-
1/22/1996	CHECK WIRE	229,598	229,598	-	-	-	51,170,170	-	-	-
1/25/1996	CANCEL CHECK WIRE 1/22/96	(229,598)	(229,598)	-	-	-	50,940,572	-	-	-
1/31/1996	TRANS TO 1FN06940 (1FN069)	(66,792)	-	-	-	(66,792)	50,873,780	-	-	-
2/7/1996	CHECK WIRE	(3,100,000)	-	(3,100,000)	-	-	47,773,780	-	-	-
2/20/1996	W/H TAX DIV CCI	(5,136)	-	(5,136)	-	-	47,768,644	-	-	-
2/20/1996	FIDELITY CASH RESERVES SBI W/H TAX DIV FCRXX	(50)	-	(50)	-	-	47,768,594	-	-	-
2/29/1996	TRANS TO 1FN06940 (1FN069)	(7,803,681)	-	-	-	(7,803,681)	39,964,913	-	-	-
3/1/1996	W/H TAX DIV INTC	(871)	-	(871)	-	-	39,964,041	-	-	-
3/1/1996	W/H TAX DIV F	(9,865)	-	(9,865)	-	-	39,954,176	-	-	-
3/1/1996	W/H TAX DIV COL	(342)	-	(342)	-	-	39,953,834	-	-	-
3/1/1996	W/H TAX DIV BA	(2,310)	-	(2,310)	-	-	39,951,524	-	-	-
3/11/1996	W/H TAX DIV GM	(7,734)	-	(7,734)	-	-	39,943,790	-	-	-
3/11/1996	W/H TAX DIV MOB	(9,768)	-	(9,768)	-	-	39,934,022	-	-	-
3/11/1996	W/H TAX DIV IBM	(3,795)	-	(3,795)	-	-	39,930,227	-	-	-
3/11/1996	W/H TAX DIV XON	(24,400)	-	(24,400)	-	-	39,905,827	-	-	-
3/11/1996	W/H TAX DIV AN	(8,277)	-	(8,277)	-	-	39,897,550	-	-	-
3/12/1996	W/H TAX DIV BAC	(5,346)	-	(5,346)	-	-	39,892,204	-	-	-
3/12/1996	W/H TAX DIV JNJ	(5,919)	-	(5,919)	-	-	39,886,285	-	-	-
3/14/1996	W/H TAX DIV DD	(7,550)	-	(7,550)	-	-	39,878,735	-	-	-
3/15/1996	CHECK WIRE	1,600,000	1,600,000	-	-	-	41,478,735	-	-	-
3/15/1996	W/H TAX DIV MCD	(439)	-	(439)	-	-	41,478,296	-	-	-
3/15/1996	W/H TAX DIV ARC	(5,445)	-	(5,445)	-	-	41,472,851	-	-	-
3/21/1996	FIDELITY CASH RESERVES SBI W/H TAX DIV FCRXX	(34)	-	(34)	-	-	41,472,817	-	-	-
3/22/1996	W/H TAX DIV AIG	(728)	-	(728)	-	-	41,472,089	-	-	-
3/29/1996	W/H TAX DIV PEP	(2,857)	-	(2,857)	-	-	41,469,232	-	-	-
3/29/1996	TRANS FROM 1FN06940 (1FN069)	1,851,654	-	-	1,851,654	-	43,320,885	-	-	-
4/1/1996	W/H TAX DIV S	(831)	-	(831)	-	-	43,320,054	-	-	-
4/1/1996	W/H TAX DIV EK	(1,253)	-	(1,253)	-	-	43,318,802	-	-	-
4/1/1996	W/H TAX DIV KO	(7,600)	-	(7,600)	-	-	43,311,202	-	-	-
4/1/1996	W/H TAX DIV MRK	(7,690)	-	(7,690)	-	-	43,303,512	-	-	-
4/2/1996	W/H TAX DIV C	(5,482)	-	(5,482)	-	-	43,298,030	-	-	-
4/8/1996	W/H TAX DIV WMT	(2,932)	-	(2,932)	-	-	43,295,097	-	-	-
4/10/1996	W/H TAX DIV HWP	(2,501)	-	(2,501)	-	-	43,292,596	-	-	-
4/15/1996	CHECK WIRE	(450,000)	-	(450,000)	-	-	42,842,596	-	-	-
4/17/1996	FIDELITY CASH RESERVES SBI W/H TAX DIV FCRXX	(20)	-	(20)	-	-	42,842,577	-	-	-
4/25/1996	W/H TAX DIV GE	(7,203)	-	(7,203)	-	-	42,835,374	-	-	-
4/30/1996	W/H TAX DIV DOW	(4,826)	-	(4,826)	-	-	42,830,547	-	-	-
4/30/1996	TRANS FROM 1FN06940 (1FN069)	883,204	-	-	883,204	-	43,713,751	-	-	-
5/1/1996	W/H TAX DIV BEL	(7,756)	-	(7,756)	-	-	43,705,995	-	-	-
5/1/1996	W/H TAX DIV T	(13,082)	-	(13,082)	-	-	43,692,913	-	-	-
5/1/1996	W/H TAX DIV AIT	(7,162)	-	(7,162)	-	-	43,685,751	-	-	-
5/1/1996	W/H TAX DIV NYN	(6,075)	-	(6,075)	-	-	43,679,676	-	-	-
5/1/1996	W/H TAX DIV BMY	(9,458)	-	(9,458)	-	-	43,670,218	-	-	-
5/2/1996	W/H TAX DIV PNU	(3,365)	-	(3,365)	-	-	43,666,853	-	-	-
5/8/1996	CHECK WIRE	7,000,000	7,000,000	-	-	-	50,666,853	-	-	-
5/10/1996	W/H TAX DIV AXP	(2,747)	-	(2,747)	-	-	50,664,106	-	-	-
5/14/1996	FIDELITY CASH RESERVES SBI W/H TAX DIV FCRXX	(61)	-	(61)	-	-	50,664,046	-	-	-
5/17/1996	W/H TAX DIV DIS	(1,428)	-	(1,428)	-	-	50,662,618	-	-	-
5/17/1996	W/H TAX DIV CCI	(5,318)	-	(5,318)	-	-	50,657,300	-	-	-
5/21/1996	W/H TAX DIV AIG	(985)	-	(985)	-	-	50,656,315	-	-	-
5/31/1996	TRANS FROM 1FN06940 (1FN069)	1,795,328	-	-	1,795,328	-	52,451,643	-	-	-
6/3/1996	AMERICAN INTL GROUP INC CXL W/H TAX 5/07/96 AIG	985	-	985	-	-	52,452,627	-	-	-
6/3/1996	W/H TAX DIV INTC	(823)	-	(823)	-	-	52,451,804	-	-	-
6/3/1996	W/H TAX DIV F	(9,280)	-	(9,280)	-	-	52,442,524	-	-	-
6/3/1996	W/H TAX DIV COL	(324)	-	(324)	-	-	52,442,201	-	-	-
6/7/1996	CHECK WIRE	13,300,000	13,300,000	-	-	-	65,742,201	-	-	-
6/7/1996	W/H TAX DIV BA	(1,201)	-	(1,201)	-	-	65,740,999	-	-	-
6/10/1996	W/H TAX DIV AN	(7,935)	-	(7,935)	-	-	65,733,064	-	-	-

BLMIS ACCOUNT NO. 1FN012 - CITCO GLOBAL CUSTODY N V FBO FAIRFIELD SENTRY LTD

Column 1	Column 2	Column 3	Column 4	Column 5	Column 6	Column 7	Column 8	Column 9	Column 10	Column 11
Date	Transaction Description	Transaction Amount Reported in Customer Statement	Cash Deposits	Cash Withdrawals	Transfers of Principal In	Transfers of Principal Out	Balance of Principal	Preference Period Initial Transfers	Two Year Initial Transfers	Six Year Initial Transfers
6/10/1996	W/H TAX DIV IBM	(5,037)	-	(5,037)	-	-	65,728,027	-	-	-
6/10/1996	W/H TAX DIV MOB	(9,671)	-	(9,671)	-	-	65,718,356	-	-	-
6/11/1996	W/H TAX DIV JNJ	(3,260)	-	(3,260)	-	-	65,715,096	-	-	-
6/12/1996	W/H TAX DIV BAC	(2,495)	-	(2,495)	-	-	65,712,601	-	-	-
6/12/1996	W/H TAX DIV MMM	(4,674)	-	(4,674)	-	-	65,707,927	-	-	-
6/14/1996	W/H TAX DIV MCD	(1,293)	-	(1,293)	-	-	65,706,634	-	-	-
6/21/1996	W/H TAX DIV AIG	(958)	-	(958)	-	-	65,705,676	-	-	-
6/25/1996	FIDELITY CASH RESERVES SBI W/H TAX DIV FCRXX	(18)	-	(18)	-	-	65,705,658	-	-	-
6/28/1996	W/H TAX DIV PEP	(4,575)	-	(4,575)	-	-	65,701,083	-	-	-
6/28/1996	TRANS FROM 1FN06940 (1FN069)	93,190	-	-	93,190	-	65,794,273	-	-	-
7/1/1996	W/H TAX DIV MRK	(10,595)	-	(10,595)	-	-	65,783,679	-	-	-
7/1/1996	W/H TAX DIV KO	(8,122)	-	(8,122)	-	-	65,775,557	-	-	-
7/1/1996	W/H TAX DIV WMT	(3,028)	-	(3,028)	-	-	65,772,529	-	-	-
7/2/1996	CHECK WIRE	35,000,000	35,000,000	-	-	-	100,772,529	-	-	-
7/5/1996	W/H TAX DIV SLB	(2,238)	-	(2,238)	-	-	100,770,291	-	-	-
7/10/1996	W/H TAX DIV HWP	(3,182)	-	(3,182)	-	-	100,767,109	-	-	-
7/15/1996	W/H TAX DIV C	(6,497)	-	(6,497)	-	-	100,760,611	-	-	-
7/22/1996	FIDELITY CASH RESERVES SBI W/H TAX DIV FCRXX	(44)	-	(44)	-	-	100,760,568	-	-	-
7/23/1996	CHECK WIRE	2,250,000	2,250,000	-	-	-	103,010,568	-	-	-
7/25/1996	W/H TAX DIV GE	(21,113)	-	(21,113)	-	-	102,989,455	-	-	-
7/30/1996	W/H TAX DIV DOW	(4,475)	-	(4,475)	-	-	102,984,980	-	-	-
7/31/1996	TRANS FROM 1FN06940 (1FN069)	8,597,785	-	-	8,597,785	-	111,582,764	-	-	-
8/1/1996	W/H TAX DIV BEL	(8,427)	-	(8,427)	-	-	111,574,337	-	-	-
8/1/1996	W/H TAX DIV EK	(3,448)	-	(3,448)	-	-	111,570,889	-	-	-
8/1/1996	W/H TAX DIV AIT	(7,746)	-	(7,746)	-	-	111,563,144	-	-	-
8/1/1996	W/H TAX DIV NYN	(6,906)	-	(6,906)	-	-	111,556,238	-	-	-
8/1/1996	W/H TAX DIV PNU	(3,749)	-	(3,749)	-	-	111,552,488	-	-	-
8/1/1996	W/H TAX DIV T	(14,645)	-	(14,645)	-	-	111,537,844	-	-	-
8/1/1996	W/H TAX DIV BMY	(10,367)	-	(10,367)	-	-	111,527,477	-	-	-
8/9/1996	W/H TAX DIV AXP	(2,961)	-	(2,961)	-	-	111,524,516	-	-	-
8/12/1996	CHECK WIRE	3,000,000	3,000,000	-	-	-	114,524,516	-	-	-
8/16/1996	W/H TAX DIV DIS	(2,008)	-	(2,008)	-	-	114,522,508	-	-	-
8/19/1996	W/H TAX DIV CCI	(8,010)	-	(8,010)	-	-	114,514,499	-	-	-
8/19/1996	FIDELITY CASH RESERVES SBI W/H TAX DIV FCRXX	(54)	-	(54)	-	-	114,514,444	-	-	-
8/30/1996	TRANS TO 1FN06940 (1FN069)	(5,922,892)	-	-	-	(5,922,892)	108,591,552	-	-	-
9/3/1996	W/H TAX DIV INTC	(1,555)	-	(1,555)	-	-	108,589,998	-	-	-
9/3/1996	W/H TAX DIV F	(16,673)	-	(16,673)	-	-	108,573,324	-	-	-
9/3/1996	W/H TAX DIV COL	(503)	-	(503)	-	-	108,572,821	-	-	-
9/6/1996	W/H TAX DIV BA	(3,605)	-	(3,605)	-	-	108,569,216	-	-	-
9/10/1996	W/H TAX DIV XON	(36,516)	-	(36,516)	-	-	108,532,700	-	-	-
9/10/1996	W/H TAX DIV IBM	(7,374)	-	(7,374)	-	-	108,525,326	-	-	-
9/10/1996	W/H TAX DIV AN	(12,117)	-	(12,117)	-	-	108,513,209	-	-	-
9/10/1996	W/H TAX DIV MOB	(14,820)	-	(14,820)	-	-	108,498,389	-	-	-
9/10/1996	W/H TAX DIV GMJ	(11,537)	-	(11,537)	-	-	108,486,852	-	-	-
9/10/1996	W/H TAX DIV JNJ	(9,635)	-	(9,635)	-	-	108,477,217	-	-	-
9/12/1996	W/H TAX DIV DD	(12,185)	-	(12,185)	-	-	108,465,032	-	-	-
9/12/1996	FIDELITY CASH RESERVES SBI W/H TAX DIV FCRXX	(12)	-	(12)	-	-	108,465,020	-	-	-
9/12/1996	W/H TAX DIV BAC	(7,478)	-	(7,478)	-	-	108,457,542	-	-	-
9/13/1996	W/H TAX DIV ARC	(2,015)	-	(2,015)	-	-	108,455,527	-	-	-
9/13/1996	W/H TAX DIV MCD	(1,983)	-	(1,983)	-	-	108,453,544	-	-	-
9/20/1996	W/H TAX DIV AIG	(1,754)	-	(1,754)	-	-	108,451,790	-	-	-
9/27/1996	W/H TAX DIV PEP	(6,944)	-	(6,944)	-	-	108,444,847	-	-	-
9/30/1996	TRANS TO 1FN06940 (1FN069)	(4,241,880)	-	-	-	(4,241,880)	104,202,967	-	-	-
10/1/1996	W/H TAX DIV KO	(12,212)	-	(12,212)	-	-	104,190,755	-	-	-
10/1/1996	W/H TAX DIV MRK	(18,981)	-	(18,981)	-	-	104,171,774	-	-	-
10/1/1996	W/H TAX DIV EK	(5,288)	-	(5,288)	-	-	104,166,486	-	-	-
10/7/1996	W/H TAX DIV WMT	(4,613)	-	(4,613)	-	-	104,161,873	-	-	-
10/15/1996	W/H TAX DIV C	(9)	-	(9)	-	-	104,161,864	-	-	-
10/15/1996	FIDELITY CASH RESERVES SBI W/H TAX DIV FCRXX	(2)	-	(2)	-	-	104,161,862	-	-	-
10/31/1996	TRANS TO 1FN06940 (1FN069)	(1,019,940)	-	-	-	(1,019,940)	103,141,922	-	-	-
11/1/1996	W/H TAX DIV T	(20,257)	-	(20,257)	-	-	103,121,665	-	-	-
11/8/1996	FIDELITY CASH RESERVES SBI W/H TAX DIV FCRXX	(32)	-	(32)	-	-	103,121,633	-	-	-
11/12/1996	CHECK WIRE	11,300,000	11,300,000	-	-	-	114,421,633	-	-	-
11/19/1996	W/H TAX DIV CCI	(3,919)	-	(3,919)	-	-	114,417,713	-	-	-
11/29/1996	TRANS TO 1FN06940 (1FN069)	(3,469,645)	-	-	-	(3,469,645)	110,948,068	-	-	-
12/2/1996	W/H TAX DIV INTC	(825)	-	(825)	-	-	110,947,243	-	-	-
12/2/1996	W/H TAX DIV F	(8,471)	-	(8,471)	-	-	110,938,772	-	-	-

BLMIS ACCOUNT NO. 1FN012 - CITCO GLOBAL CUSTODY N V FBO FAIRFIELD SENTRY LTD

Column 1	Column 2	Column 3	Column 4	Column 5	Column 6	Column 7	Column 8	Column 9	Column 10	Column 11
Date	Transaction Description	Transaction Amount Reported in Customer Statement	Cash Deposits	Cash Withdrawals	Transfers of Principal In	Transfers of Principal Out	Balance of Principal	Preference Period Initial Transfers	Two Year Initial Transfers	Six Year Initial Transfers
12/6/1996	W/H TAX DIV BA	(3,530)	-	(3,530)	-	-	110,935,242	-	-	-
12/10/1996	W/H TAX DIV GM	(10,814)	-	(10,814)	-	-	110,924,428	-	-	-
12/10/1996	W/H TAX DIV AN	(5,959)	-	(5,959)	-	-	110,918,469	-	-	-
12/10/1996	W/H TAX DIV XON	(35,574)	-	(35,574)	-	-	110,882,895	-	-	-
12/10/1996	W/H TAX DIV MOB	(7,334)	-	(7,334)	-	-	110,875,561	-	-	-
12/10/1996	W/H TAX DIV IBM	(3,369)	-	(3,369)	-	-	110,872,191	-	-	-
12/10/1996	W/H TAX DIV JNJ	(9,153)	-	(9,153)	-	-	110,863,038	-	-	-
12/12/1996	CHECK WIRE	24,500,000	24,500,000	-	-	-	135,363,038	-	-	-
12/12/1996	W/H TAX DIV BAC	(7,056)	-	(7,056)	-	-	135,355,982	-	-	-
12/12/1996	W/H TAX DIV MMM	(7,502)	-	(7,502)	-	-	135,348,480	-	-	-
12/12/1996	W/H TAX DIV MTC	(3,178)	-	(3,178)	-	-	135,345,302	-	-	-
12/13/1996	W/H TAX DIV MCD	(1,892)	-	(1,892)	-	-	135,343,410	-	-	-
12/16/1996	W/H TAX DIV DD	(11,807)	-	(11,807)	-	-	135,331,603	-	-	-
12/16/1996	W/H TAX DIV KO	(11,143)	-	(11,143)	-	-	135,320,460	-	-	-
12/18/1996	FIDELITY CASH RESERVES SBI W/H TAX DIV FCRXX	(5)	-	(5)	-	-	135,320,455	-	-	-
12/20/1996	W/H TAX DIV AIG	(1,711)	-	(1,711)	-	-	135,318,744	-	-	-
12/31/1996	TRANS TO 1FN06940 (1FN069)	(606,404)	-	-	-	(606,404)	134,712,340	-	-	-
1/2/1997	W/H TAX DIV PEP	(6,474)	-	(6,474)	-	-	134,705,866	-	-	-
1/2/1997	W/H TAX DIV EK	(5,043)	-	(5,043)	-	-	134,700,822	-	-	-
1/2/1997	W/H TAX DIV MRK	(17,829)	-	(17,829)	-	-	134,682,994	-	-	-
1/10/1997	FIDELITY SPARTAN U S TREASURY MONEY MARKET	(2)	-	(2)	-	-	134,682,992	-	-	-
1/15/1997	W/H TAX DIV C	(10,637)	-	(10,637)	-	-	134,672,355	-	-	-
1/17/1997	W/H TAX DIV WMT	(4,350)	-	(4,350)	-	-	134,668,005	-	-	-
1/31/1997	TRANS TO 1FN06940 (1FN069)	(4,329,623)	-	-	-	(4,329,623)	130,338,382	-	-	-
2/11/1997	CHECK WIRE	32,750,000	32,750,000	-	-	-	163,088,382	-	-	-
2/18/1997	FIDELITY SPARTAN U S TREASURY MONEY MARKET	(15)	-	(15)	-	-	163,088,368	-	-	-
2/20/1997	W/H TAX DIV CCI	(10,076)	-	(10,076)	-	-	163,078,292	-	-	-
2/28/1997	TRANS TO 1FN06940 (1FN069)	(3,442,160)	-	-	-	(3,442,160)	159,636,132	-	-	-
3/3/1997	W/H TAX DIV INTC	(1,632)	-	(1,632)	-	-	159,634,500	-	-	-
3/3/1997	W/H TAX DIV COL	(532)	-	(532)	-	-	159,633,969	-	-	-
3/3/1997	W/H TAX DIV F	(18,278)	-	(18,278)	-	-	159,615,691	-	-	-
3/5/1997	CHECK WIRE	39,500,000	39,500,000	-	-	-	199,115,691	-	-	-
3/7/1997	W/H TAX DIV BA	(3,960)	-	(3,960)	-	-	199,111,732	-	-	-
3/7/1997	CHECK WIRE	(400,000)	-	(400,000)	-	-	198,711,732	-	-	-
3/10/1997	W/H TAX DIV AN	(14,141)	-	(14,141)	-	-	198,697,590	-	-	-
3/10/1997	W/H TAX DIV GM	(14,804)	-	(14,804)	-	-	198,682,786	-	-	-
3/10/1997	W/H TAX DIV IBM	(7,291)	-	(7,291)	-	-	198,675,495	-	-	-
3/10/1997	W/H TAX DIV MOB	(17,131)	-	(17,131)	-	-	198,658,364	-	-	-
3/10/1997	W/H TAX DIV XON	(39,350)	-	(39,350)	-	-	198,619,014	-	-	-
3/11/1997	W/H TAX DIV JNJ	(11,405)	-	(11,405)	-	-	198,607,609	-	-	-
3/11/1997	FIDELITY SPARTAN U S TREASURY MONEY MARKET	(2)	-	(2)	-	-	198,607,608	-	-	-
3/12/1997	W/H TAX DIV BAC	(9,925)	-	(9,925)	-	-	198,597,683	-	-	-
3/12/1997	W/H TAX DIV MMM	(9,832)	-	(9,832)	-	-	198,587,851	-	-	-
3/14/1997	W/H TAX DIV DD	(12,846)	-	(12,846)	-	-	198,575,005	-	-	-
3/19/1997	CHECK WIRE	91,552	91,552	-	-	-	198,666,557	-	-	-
3/31/1997	W/H TAX DIV PEP	(2,269)	-	(2,269)	-	-	198,664,288	-	-	-
3/31/1997	TRANS FROM 1FN06940 (1FN069)	2,575,151	-	-	2,575,151	-	201,239,439	-	-	-
4/1/1997	W/H TAX DIV KO	(4,392)	-	(4,392)	-	-	201,235,047	-	-	-
4/4/1997	W/H TAX DIV SLB	(4,274)	-	(4,274)	-	-	201,230,773	-	-	-
4/9/1997	W/H TAX DIV WMT	(1,965)	-	(1,965)	-	-	201,228,809	-	-	-
4/15/1997	W/H TAX DIV C	(3,751)	-	(3,751)	-	-	201,225,057	-	-	-
4/16/1997	CHECK WIRE	17,000,000	17,000,000	-	-	-	218,225,057	-	-	-
4/16/1997	W/H TAX DIV HWP	(3,419)	-	(3,419)	-	-	218,221,639	-	-	-
4/24/1997	FIDELITY SPARTAN U S TREASURY MONEY MARKET	(17)	-	(17)	-	-	218,221,622	-	-	-
4/30/1997	TRANS FROM 1FN06940 (1FN069)	10,483,139	-	-	10,483,139	-	228,704,760	-	-	-
5/1/1997	W/H TAX DIV BMV	(10,973)	-	(10,973)	-	-	228,693,787	-	-	-
5/1/1997	W/H TAX DIV BEL	(8,959)	-	(8,959)	-	-	228,684,827	-	-	-
5/1/1997	W/H TAX DIV T	(14,913)	-	(14,913)	-	-	228,669,914	-	-	-
5/1/1997	W/H TAX DIV AIT	(8,853)	-	(8,853)	-	-	228,661,061	-	-	-
5/9/1997	W/H TAX DIV AXP	(3,045)	-	(3,045)	-	-	228,658,017	-	-	-
5/12/1997	FIDELITY SPARTAN U S TREASURY MONEY MARKET	(28)	-	(28)	-	-	228,657,989	-	-	-
5/16/1997	W/H TAX DIV DIS	(2,548)	-	(2,548)	-	-	228,655,441	-	-	-
5/19/1997	W/H TAX DIV CCI	(3,141)	-	(3,141)	-	-	228,652,300	-	-	-
5/30/1997	TRANS TO 1FN06940 (1FN069)	(3,868,028)	-	-	-	(3,868,028)	224,784,272	-	-	-
6/2/1997	W/H TAX DIV F	(6,562)	-	(6,562)	-	-	224,777,710	-	-	-
6/2/1997	W/H TAX DIV COL	(180)	-	(180)	-	-	224,777,531	-	-	-
6/2/1997	W/H TAX DIV INTC	(548)	-	(548)	-	-	224,776,983	-	-	-

BLMIS ACCOUNT NO. 1FN012 - CITCO GLOBAL CUSTODY N V FBO FAIRFIELD SENTRY LTD

Column 1	Column 2	Column 3	Column 4	Column 5	Column 6	Column 7	Column 8	Column 9	Column 10	Column 11
<u>Date</u>	<u>Transaction Description</u>	<u>Transaction Amount Reported in Customer Statement</u>	<u>Cash Deposits</u>	<u>Cash Withdrawals</u>	<u>Transfers of Principal In</u>	<u>Transfers of Principal Out</u>	<u>Balance of Principal</u>	<u>Preference Period Initial Transfers</u>	<u>Two Year Initial Transfers</u>	<u>Six Year Initial Transfers</u>
6/4/1997	CHECK WIRE	25,000,000	25,000,000	-	-	-	249,776,982	-	-	-
6/10/1997	W/H TAX DIV IBM	(2,925)	-	(2,925)	-	-	249,774,057	-	-	-
6/10/1997	W/H TAX DIV AN	(4,421)	-	(4,421)	-	-	249,769,636	-	-	-
6/10/1997	W/H TAX DIV MOB	(5,285)	-	(5,285)	-	-	249,764,351	-	-	-
6/11/1997	FIDELITY SPARTAN U S TREASURY MONEY MARKET	(63)	-	(63)	-	-	249,764,289	-	-	-
6/13/1997	CHECK WIRE A/O 6/12/97	45,000	45,000	-	-	-	249,809,289	-	-	-
6/13/1997	CHECK WIRE A/O 6/12/97	1,200,000	1,200,000	-	-	-	251,009,289	-	-	-
6/13/1997	CHECK WIRE	4,750,000	4,750,000	-	-	-	255,759,289	-	-	-
6/30/1997	TRANS TO 1FN06940 (1FN069)	(4,530,779)	-	-	-	(4,530,779)	251,228,510	-	-	-
7/9/1997	W/H TAX DIV HWP	(7,580)	-	(7,580)	-	-	251,220,930	-	-	-
7/14/1997	CHECK WIRE	725,000	725,000	-	-	-	251,945,930	-	-	-
7/14/1997	CHECK WIRE	450,000	450,000	-	-	-	252,395,930	-	-	-
7/14/1997	W/H TAX DIV WMT	(8,389)	-	(8,389)	-	-	252,387,541	-	-	-
7/18/1997	FIDELITY SPARTAN U S TREASURY MONEY MARKET	(52)	-	(52)	-	-	252,387,489	-	-	-
7/25/1997	W/H TAX DIV GE	(45,850)	-	(45,850)	-	-	252,341,638	-	-	-
7/31/1997	TRANS TO 1FN06940 (1FN069)	(7,291,554)	-	-	-	(7,291,554)	245,050,084	-	-	-
8/1/1997	W/H TAX DIV BMV	(20,313)	-	(20,313)	-	-	245,029,771	-	-	-
8/1/1997	W/H TAX DIV AIT	(16,477)	-	(16,477)	-	-	245,013,294	-	-	-
8/1/1997	W/H TAX DIV BEL	(17,470)	-	(17,470)	-	-	244,995,824	-	-	-
8/1/1997	W/H TAX DIV T	(28,639)	-	(28,639)	-	-	244,967,185	-	-	-
8/5/1997	CHECK WIRE	30,000,000	30,000,000	-	-	-	274,967,185	-	-	-
8/8/1997	W/H TAX DIV AXP	(5,624)	-	(5,624)	-	-	274,961,561	-	-	-
8/20/1997	FIDELITY SPARTAN U S TREASURY MONEY MARKET	(121)	-	(121)	-	-	274,961,440	-	-	-
8/22/1997	W/H TAX DIV DIS	(4,784)	-	(4,784)	-	-	274,956,656	-	-	-
8/29/1997	TRANS FROM 1FN06940 (1FN069)	67,056	-	-	67,056	-	275,023,712	-	-	-
9/12/1997	W/H TAX DIV MCD	(3,097)	-	(3,097)	-	-	275,020,614	-	-	-
9/12/1997	W/H TAX DIV MMM	(7,985)	-	(7,985)	-	-	275,012,629	-	-	-
9/19/1997	W/H TAX DIV AIG	(2,816)	-	(2,816)	-	-	275,009,813	-	-	-
9/23/1997	FIDELITY SPARTAN U S TREASURY MONEY MARKET	(5)	-	(5)	-	-	275,009,808	-	-	-
9/26/1997	W/H TAX DIV NB	(12,872)	-	(12,872)	-	-	274,996,936	-	-	-
9/30/1997	TRANS TO 1FN06940 (1FN069)	(363,475)	-	-	-	(363,475)	274,633,461	-	-	-
10/1/1997	W/H TAX DIV S	(4,140)	-	(4,140)	-	-	274,629,321	-	-	-
10/1/1997	W/H TAX DIV MRK	(28,940)	-	(28,940)	-	-	274,600,381	-	-	-
10/1/1997	W/H TAX DIV KO	(18,007)	-	(18,007)	-	-	274,582,374	-	-	-
10/7/1997	W/H TAX DIV PEP	(10,163)	-	(10,163)	-	-	274,572,212	-	-	-
10/10/1997	W/H TAX DIV SLB	(4,933)	-	(4,933)	-	-	274,567,279	-	-	-
10/14/1997	W/H TAX DIV WMT	(8,090)	-	(8,090)	-	-	274,559,189	-	-	-
10/15/1997	W/H TAX DIV HWP	(7,366)	-	(7,366)	-	-	274,551,822	-	-	-
10/15/1997	W/H TAX DIV C	(14,616)	-	(14,616)	-	-	274,537,206	-	-	-
10/21/1997	CHECK WIRE	12,000,000	12,000,000	-	-	-	286,537,206	-	-	-
10/22/1997	FIDELITY SPARTAN U S TREASURY MONEY MARKET	(114)	-	(114)	-	-	286,537,093	-	-	-
10/27/1997	W/H TAX DIV GE	(44,556)	-	(44,556)	-	-	286,492,537	-	-	-
10/31/1997	TRANS FROM 1FN06940 (1FN069)	1,865,080	-	-	1,865,080	-	288,357,617	-	-	-
11/3/1997	W/H TAX DIV AIT	(16,682)	-	(16,682)	-	-	288,340,935	-	-	-
11/3/1997	W/H TAX DIV T	(28,412)	-	(28,412)	-	-	288,312,522	-	-	-
11/3/1997	W/H TAX DIV BEL	(31,852)	-	(31,852)	-	-	288,280,671	-	-	-
11/3/1997	W/H TAX DIV BMV	(20,207)	-	(20,207)	-	-	288,260,464	-	-	-
11/10/1997	W/H TAX DIV AXP	(5,650)	-	(5,650)	-	-	288,254,814	-	-	-
11/20/1997	FIDELITY SPARTAN U S TREASURY MONEY MARKET	(3)	-	(3)	-	-	288,254,810	-	-	-
11/21/1997	W/H TAX DIV DIS	(4,699)	-	(4,699)	-	-	288,250,112	-	-	-
11/28/1997	TRANS TO 1FN06940 (1FN069)	(5,861,410)	-	-	-	(5,861,410)	282,388,702	-	-	-
12/10/1997	CHECK WIRE	16,000,000	16,000,000	-	-	-	298,388,702	-	-	-
12/12/1997	W/H TAX DIV MCD	(2,388)	-	(2,388)	-	-	298,386,313	-	-	-
12/15/1997	W/H TAX DIV KO	(14,591)	-	(14,591)	-	-	298,371,722	-	-	-
12/17/1997	FIDELITY SPARTAN U S TREASURY MONEY MARKET	(3)	-	(3)	-	-	298,371,720	-	-	-
12/19/1997	W/H TAX DIV AIG	(2,171)	-	(2,171)	-	-	298,369,548	-	-	-
12/24/1997	W/H TAX DIV NB	(11,441)	-	(11,441)	-	-	298,358,107	-	-	-
12/31/1997	TRANS FROM 1FN06940 (1FN069)	4,085,810	-	-	4,085,810	-	302,443,917	-	-	-
1/2/1998	W/H TAX DIV PEP	(8,106)	-	(8,106)	-	-	302,435,811	-	-	-
1/2/1998	W/H TAX DIV MRK	(22,928)	-	(22,928)	-	-	302,412,883	-	-	-
1/15/1998	W/H TAX DIV C	(11,117)	-	(11,117)	-	-	302,401,766	-	-	-
1/20/1998	FIDELITY SPARTAN U S TREASURY MONEY MARKET	(2)	-	(2)	-	-	302,401,764	-	-	-
1/30/1998	TRANS FROM 1FN06940 (1FN069)	1,767,892	-	-	1,767,892	-	304,169,655	-	-	-
2/4/1998	CHECK WIRE	45,000,000	45,000,000	-	-	-	349,169,655	-	-	-
2/19/1998	W/H TAX DIV CCI	(10,172)	-	(10,172)	-	-	349,159,483	-	-	-
2/24/1998	FIDELITY SPARTAN U S TREASURY MONEY MARKET	(45)	-	(45)	-	-	349,159,438	-	-	-
2/25/1998	W/H TAX DIV MER	(2,654)	-	(2,654)	-	-	349,156,785	-	-	-

BLMIS ACCOUNT NO. 1FN012 - CITCO GLOBAL CUSTODY N V FBO FAIRFIELD SENTRY LTD

Column 1	Column 2	Column 3	Column 4	Column 5	Column 6	Column 7	Column 8	Column 9	Column 10	Column 11
Date	Transaction Description	Transaction Amount Reported in Customer Statement	Cash Deposits	Cash Withdrawals	Transfers of Principal In	Transfers of Principal Out	Balance of Principal	Preference Period Initial Transfers	Two Year Initial Transfers	Six Year Initial Transfers
2/27/1998	TRANS TO 1FN06940 (1FN069)	(24,537,558)	-	-	-	(24,537,558)	324,619,226	-	-	-
3/2/1998	W/H TAX DIV INTC	(1,957)	-	(1,957)	-	-	324,617,269	-	-	-
3/2/1998	W/H TAX DIV F	(19,969)	-	(19,969)	-	-	324,597,300	-	-	-
3/6/1998	W/H TAX DIV BA	(8,789)	-	(8,789)	-	-	324,588,512	-	-	-
3/10/1998	W/H TAX DIV GM	(22,669)	-	(22,669)	-	-	324,565,843	-	-	-
3/10/1998	W/H TAX DIV AN	(23,541)	-	(23,541)	-	-	324,542,302	-	-	-
3/10/1998	W/H TAX DIV JNJ	(18,414)	-	(18,414)	-	-	324,523,888	-	-	-
3/10/1998	W/H TAX DIV XON	(39,894)	-	(39,894)	-	-	324,483,994	-	-	-
3/10/1998	W/H TAX DIV IBM	(7,518)	-	(7,518)	-	-	324,476,476	-	-	-
3/10/1998	W/H TAX DIV MOB	(17,646)	-	(17,646)	-	-	324,458,830	-	-	-
3/11/1998	CHECK WIRE	8,300,000	8,300,000	-	-	-	332,758,830	-	-	-
3/11/1998	W/H TAX DIV BAC	(15,261)	-	(15,261)	-	-	332,743,569	-	-	-
3/12/1998	W/H TAX DIV MMM	(13,427)	-	(13,427)	-	-	332,730,142	-	-	-
3/13/1998	W/H TAX DIV ARC	(9,453)	-	(9,453)	-	-	332,720,689	-	-	-
3/16/1998	W/H TAX DIV DD	(21,971)	-	(21,971)	-	-	332,698,717	-	-	-
3/17/1998	FIDELITY SPARTAN U S TREASURY MONEY MARKET	(41)	-	(41)	-	-	332,698,676	-	-	-
3/31/1998	TRANS TO 1FN06940 (1FN069)	(4,469,534)	-	-	-	(4,469,534)	328,229,143	-	-	-
4/3/1998	W/H TAX DIV SLB	(5,885)	-	(5,885)	-	-	328,223,257	-	-	-
4/6/1998	CHECK WIRE	40,000,000	40,000,000	-	-	-	368,223,257	-	-	-
4/6/1998	W/H TAX DIV WMT	(5,219)	-	(5,219)	-	-	368,218,038	-	-	-
4/15/1998	W/H TAX DIV HWP	(8,488)	-	(8,488)	-	-	368,209,551	-	-	-
4/22/1998	FIDELITY SPARTAN U S TREASURY MONEY MARKET	(14)	-	(14)	-	-	368,209,536	-	-	-
4/30/1998	TRANS TO 1FN06940 (1FN069)	(16,781,901)	-	-	-	(16,781,901)	351,427,635	-	-	-
5/1/1998	W/H TAX DIV T	(31,902)	-	(31,902)	-	-	351,395,733	-	-	-
5/1/1998	W/H TAX DIV AIT	(20,154)	-	(20,154)	-	-	351,375,579	-	-	-
5/1/1998	W/H TAX DIV BEL	(35,325)	-	(35,325)	-	-	351,340,254	-	-	-
5/1/1998	W/H TAX DIV BMY	(23,004)	-	(23,004)	-	-	351,317,250	-	-	-
5/7/1998	CHECK WIRE	30,000,000	30,000,000	-	-	-	381,317,250	-	-	-
5/8/1998	W/H TAX DIV AXP	(6,268)	-	(6,268)	-	-	381,310,982	-	-	-
5/19/1998	FIDELITY SPARTAN U S TREASURY MONEY MARKET	(43)	-	(43)	-	-	381,310,939	-	-	-
5/22/1998	W/H TAX DIV DIS	(6,193)	-	(6,193)	-	-	381,304,746	-	-	-
5/27/1998	TRANS FROM 1FN06940 (1FN069)	2,274,650	-	-	2,274,650	-	383,579,396	-	-	-
5/29/1998	TRANS TO 1FN06940 (1FN069)	(1,456)	-	-	-	(1,456)	383,577,940	-	-	-
6/4/1998	CHECK WIRE	30,000,000	30,000,000	-	-	-	413,577,940	-	-	-
6/5/1998	W/H TAX DIV BA	(9,117)	-	(9,117)	-	-	413,568,822	-	-	-
6/9/1998	W/H TAX DIV JNJ	(21,704)	-	(21,704)	-	-	413,547,118	-	-	-
6/10/1998	W/H TAX DIV IBM	(4,514)	-	(4,514)	-	-	413,542,604	-	-	-
6/10/1998	W/H TAX DIV GM	(16,205)	-	(16,205)	-	-	413,526,399	-	-	-
6/10/1998	W/H TAX DIV XON	(44,974)	-	(44,974)	-	-	413,481,426	-	-	-
6/10/1998	W/H TAX DIV MOB	(9,097)	-	(9,097)	-	-	413,472,328	-	-	-
6/10/1998	W/H TAX DIV AN	(32,641)	-	(32,641)	-	-	413,439,688	-	-	-
6/11/1998	FIDELITY SPARTAN U S TREASURY MONEY MARKET	(3)	-	(3)	-	-	413,439,684	-	-	-
6/11/1998	W/H TAX DIV BAC	(15,760)	-	(15,760)	-	-	413,423,924	-	-	-
6/12/1998	W/H TAX DIV MCD	(4,019)	-	(4,019)	-	-	413,419,906	-	-	-
6/12/1998	W/H TAX DIV DD	(26,592)	-	(26,592)	-	-	413,393,314	-	-	-
6/12/1998	W/H TAX DIV MMM	(13,929)	-	(13,929)	-	-	413,379,384	-	-	-
6/19/1998	W/H TAX DIV AIG	(3,536)	-	(3,536)	-	-	413,375,849	-	-	-
6/26/1998	W/H TAX DIV NB	(23,427)	-	(23,427)	-	-	413,352,422	-	-	-
6/29/1998	TRANS FROM 1FN06940 (1FN069)	7,877,200	-	-	7,877,200	-	421,229,622	-	-	-
6/30/1998	W/H TAX DIV PEP	(12,730)	-	(12,730)	-	-	421,216,892	-	-	-
6/30/1998	W/H TAX DIV NT	(2,081)	-	(2,081)	-	-	421,214,811	-	-	-
7/1/1998	AMOCO CORP CANCEL W/H	32,641	-	32,641	-	-	421,247,452	-	-	-
7/1/1998	W/H TAX DIV KO	(24,307)	-	(24,307)	-	-	421,223,145	-	-	-
7/1/1998	AMOCO CORP W/H TAX DIV	(16,320)	-	(16,320)	-	-	421,206,825	-	-	-
7/1/1998	W/H TAX DIV MRK	(34,882)	-	(34,882)	-	-	421,171,943	-	-	-
7/7/1998	CHECK WIRE	50,000,000	50,000,000	-	-	-	471,171,943	-	-	-
7/10/1998	W/H TAX DIV SLB	(6,120)	-	(6,120)	-	-	471,165,823	-	-	-
7/13/1998	W/H TAX DIV WMT	(11,330)	-	(11,330)	-	-	471,154,493	-	-	-
7/15/1998	W/H TAX DIV C	(16,957)	-	(16,957)	-	-	471,137,537	-	-	-
7/15/1998	W/H TAX DIV HWP	(11,024)	-	(11,024)	-	-	471,126,512	-	-	-
7/20/1998	CHECK WIRE	10,000,000	10,000,000	-	-	-	481,126,512	-	-	-
7/22/1998	FIDELITY SPARTAN U S TREASURY MONEY MARKET	(5)	-	(5)	-	-	481,126,508	-	-	-
7/27/1998	W/H TAX DIV GE	(63,848)	-	(63,848)	-	-	481,062,660	-	-	-
7/29/1998	TRANS TO 1FN06940 (1FN069)	(49,971,792)	-	-	-	(49,971,792)	431,090,868	-	-	-
8/3/1998	W/H TAX DIV BEL	(39,093)	-	(39,093)	-	-	431,051,775	-	-	-
8/3/1998	W/H TAX DIV AIT	(21,421)	-	(21,421)	-	-	431,030,354	-	-	-
8/3/1998	W/H TAX DIV BMY	(25,457)	-	(25,457)	-	-	431,004,897	-	-	-

BLMIS ACCOUNT NO. 1FN012 - CITCO GLOBAL CUSTODY N V FBO FAIRFIELD SENTRY LTD

Column 1	Column 2	Column 3	Column 4	Column 5	Column 6	Column 7	Column 8	Column 9	Column 10	Column 11
Date	Transaction Description	Transaction Amount Reported in Customer Statement	Cash Deposits	Cash Withdrawals	Transfers of Principal In	Transfers of Principal Out	Balance of Principal	Preference Period Initial Transfers	Two Year Initial Transfers	Six Year Initial Transfers
8/3/1998	W/H TAX DIV T	(34,707)	-	(34,707)	-	-	430,970,190	-	-	-
8/5/1998	FIDELITY SPARTAN U S TREASURY MONEY MARKET	(3)	-	(3)	-	-	430,970,187	-	-	-
8/6/1998	CHECK WIRE	40,000,000	40,000,000	-	-	-	470,970,187	-	-	-
8/10/1998	W/H TAX DIV AXP	(7,085)	-	(7,085)	-	-	470,963,102	-	-	-
8/31/1998	TRANS TO 1FN06940 (1FN069)	(1,478,466)	-	-	-	(1,478,466)	469,484,636	-	-	-
9/4/1998	FIDELITY SPARTAN U S TREASURY MONEY MARKET	(0)	-	(0)	-	-	469,484,636	-	-	-
9/8/1998	CHECK WIRE	17,000,000	17,000,000	-	-	-	486,484,636	-	-	-
9/11/1998	W/H TAX DIV MCD	(3,628)	-	(3,628)	-	-	486,481,008	-	-	-
9/30/1998	W/H TAX DIV PEP	(4,085)	-	(4,085)	-	-	486,476,922	-	-	-
9/30/1998	TRANS FROM 1FN06940 (1FN069)	68,798,924	-	-	68,798,924	-	555,275,846	-	-	-
10/8/1998	CHECK WIRE	(35,000,000)	-	(35,000,000)	-	-	520,275,846	-	-	-
10/15/1998	FIDELITY SPARTAN U S TREASURY MONEY MARKET	(14)	-	(14)	-	-	520,275,832	-	-	-
11/12/1998	CHECK WIRE	(55,000,000)	-	(55,000,000)	-	-	465,275,832	-	-	-
11/23/1998	FIDELITY SPARTAN U S TREASURY MONEY MARKET	(15)	-	(15)	-	-	465,275,817	-	-	-
11/30/1998	TRANS TO 1FN06940 (1FN069)	(45,246,050)	-	-	-	(45,246,050)	420,029,768	-	-	-
12/8/1998	CHECK WIRE	20,000,000	20,000,000	-	-	-	440,029,768	-	-	-
12/11/1998	W/H TAX DIV MCD	(2,285)	-	(2,285)	-	-	440,027,483	-	-	-
12/15/1998	CHECK WIRE	7,000,000	7,000,000	-	-	-	447,027,483	-	-	-
12/15/1998	W/H TAX DIV KO	(13,493)	-	(13,493)	-	-	447,013,989	-	-	-
12/18/1998	W/H TAX DIV AIG	(2,133)	-	(2,133)	-	-	447,011,857	-	-	-
12/22/1998	FIDELITY SPARTAN U S TREASURY MONEY MARKET	(21)	-	(21)	-	-	447,011,835	-	-	-
12/23/1998	W/H TAX DIV BAC	(28,565)	-	(28,565)	-	-	446,983,271	-	-	-
12/31/1998	TRANS FROM 1FN06940 (1FN069)	5,538,063	-	-	5,538,063	-	452,521,334	-	-	-
1/4/1999	W/H TAX DIV PEP	(7,017)	-	(7,017)	-	-	452,514,316	-	-	-
1/4/1999	W/H TAX DIV ONE	(16,081)	-	(16,081)	-	-	452,498,235	-	-	-
1/4/1999	W/H TAX DIV MRK	(23,991)	-	(23,991)	-	-	452,474,244	-	-	-
1/6/1999	CHECK WIRE	30,000,000	30,000,000	-	-	-	482,474,244	-	-	-
1/11/1999	W/H TAX DIV WMT	(6,231)	-	(6,231)	-	-	482,468,013	-	-	-
1/22/1999	FIDELITY SPARTAN U S TREASURY MONEY MARKET	(0)	-	(0)	-	-	482,468,013	-	-	-
1/29/1999	TRANS TO 1FN04530 (1FN045)	(20,000)	-	-	-	(20,000)	482,448,013	-	-	-
1/29/1999	TRANS TO 1FN06940 (1FN069)	(124,848)	-	-	-	(124,848)	482,323,165	-	-	-
2/11/1999	CHECK WIRE	13,000,000	13,000,000	-	-	-	495,323,165	-	-	-
2/16/1999	W/H TAX DIV TXN	(2,376)	-	(2,376)	-	-	495,320,788	-	-	-
2/16/1999	W/H TAX DIV PG	(19,380)	-	(19,380)	-	-	495,301,408	-	-	-
2/24/1999	FIDELITY SPARTAN U S TREASURY MONEY MARKET	(21)	-	(21)	-	-	495,301,387	-	-	-
2/24/1999	TRANS FROM 1FN06940 (1FN069)	10,177,298	-	-	10,177,298	-	505,478,685	-	-	-
2/26/1999	W/H TAX DIV C	(28,090)	-	(28,090)	-	-	505,450,595	-	-	-
3/1/1999	W/H TAX DIV INTC	(4,589)	-	(4,589)	-	-	505,446,005	-	-	-
3/1/1999	W/H TAX DIV F	(38,302)	-	(38,302)	-	-	505,407,703	-	-	-
3/1/1999	W/H TAX DIV WFC	(20,461)	-	(20,461)	-	-	505,387,242	-	-	-
3/3/1999	W/H TAX DIV BA	(9,256)	-	(9,256)	-	-	505,377,986	-	-	-
3/4/1999	FIDELITY SPARTAN U S TREASURY MONEY MARKET	(31)	-	(31)	-	-	505,377,955	-	-	-
3/8/1999	TRANS FROM 1FN06940 (1FN069)	359,492	-	-	359,492	-	505,737,447	-	-	-
3/9/1999	W/H TAX DIV INJ	(22,727)	-	(22,727)	-	-	505,714,720	-	-	-
3/10/1999	W/H TAX DIV XON	(43,634)	-	(43,634)	-	-	505,671,086	-	-	-
3/10/1999	W/H TAX DIV GM	(22,727)	-	(22,727)	-	-	505,648,359	-	-	-
3/10/1999	W/H TAX DIV IBM	(14,678)	-	(14,678)	-	-	505,633,680	-	-	-
3/10/1999	TRANS TO 1FN06940 (1FN069)	(2,093,212)	-	-	-	(2,093,212)	503,540,468	-	-	-
3/11/1999	CHECK WIRE	40,000,000	40,000,000	-	-	-	543,540,468	-	-	-
3/11/1999	TRANS FROM 1FN06940 (1FN069)	2,057,094	-	-	2,057,094	-	545,597,562	-	-	-
3/15/1999	W/H TAX DIV DD	(26,923)	-	(26,923)	-	-	545,570,640	-	-	-
3/18/1999	CHECK WIRE	5,000,000	5,000,000	-	-	-	550,570,640	-	-	-
3/26/1999	TRANS TO 1FN06940 (1FN069)	(26,060,708)	-	-	-	(26,060,708)	524,509,932	-	-	-
3/31/1999	W/H TAX DIV MCD	(4,291)	-	(4,291)	-	-	524,505,641	-	-	-
3/31/1999	W/H TAX DIV PEP	(12,800)	-	(12,800)	-	-	524,492,841	-	-	-
4/1/1999	W/H TAX DIV KO	(26,478)	-	(26,478)	-	-	524,466,364	-	-	-
4/1/1999	W/H TAX DIV ONE	(33,427)	-	(33,427)	-	-	524,432,936	-	-	-
4/14/1999	FIDELITY SPARTAN U S TREASURY MONEY MARKET	(27)	-	(27)	-	-	524,432,909	-	-	-
4/19/1999	W/H TAX DIV WMT	(15,292)	-	(15,292)	-	-	524,417,617	-	-	-
4/22/1999	TRANS TO 1FN06940 (1FN069)	(475,508)	-	-	-	(475,508)	523,942,109	-	-	-
4/26/1999	W/H TAX DIV GE	(13,517)	-	(13,517)	-	-	523,928,592	-	-	-
4/30/1999	TRANS TO 1FN06940 (1FN069)	(3,067,262)	-	-	-	(3,067,262)	520,861,330	-	-	-
5/5/1999	FIDELITY SPARTAN U S TREASURY MONEY MARKET	(8)	-	(8)	-	-	520,861,322	-	-	-
5/7/1999	TRANS FROM 1FN06940 (1FN069)	5,532,468	-	-	5,532,468	-	526,393,790	-	-	-
5/10/1999	CHECK WIRE	45,000,000	45,000,000	-	-	-	571,393,790	-	-	-
5/13/1999	TRANS TO 1FN06940 (1FN069)	(887,476)	-	-	-	(887,476)	570,506,314	-	-	-
5/14/1999	W/H TAX DIV PG	(4,227)	-	(4,227)	-	-	570,502,087	-	-	-

BLMIS ACCOUNT NO. 1FN012 - CITCO GLOBAL CUSTODY N V FBO FAIRFIELD SENTRY LTD

Column 1	Column 2	Column 3	Column 4	Column 5	Column 6	Column 7	Column 8	Column 9	Column 10	Column 11
Date	Transaction Description	Transaction Amount Reported in Customer Statement	Cash Deposits	Cash Withdrawals	Transfers of Principal In	Transfers of Principal Out	Balance of Principal	Preference Period Initial Transfers	Two Year Initial Transfers	Six Year Initial Transfers
5/24/1999	W/H TAX DIV TXN	(360)	-	(360)	-	-	570,501,727	-	-	-
5/25/1999	CHECK WIRE	9,000,000	9,000,000	-	-	-	579,501,727	-	-	-
5/26/1999	TRANS FROM 1FN06940 (1FN069)	4,377,813	-	-	4,377,813	-	583,879,540	-	-	-
5/28/1999	W/H TAX DIV C	(5,339)	-	(5,339)	-	-	583,874,201	-	-	-
6/1/1999	W/H TAX DIV F	(6,172)	-	(6,172)	-	-	583,868,029	-	-	-
6/1/1999	W/H TAX DIV INTC	(3,447)	-	(3,447)	-	-	583,864,581	-	-	-
6/1/1999	W/H TAX DIV WFC	(11,065)	-	(11,065)	-	-	583,853,516	-	-	-
6/1/1999	W/H TAX DIV LU	(1,130)	-	(1,130)	-	-	583,852,386	-	-	-
6/4/1999	W/H TAX DIV BA	(9,070)	-	(9,070)	-	-	583,843,316	-	-	-
6/8/1999	W/H TAX DIV JNJ	(24,839)	-	(24,839)	-	-	583,818,477	-	-	-
6/10/1999	W/H TAX DIV MOB	(30,107)	-	(30,107)	-	-	583,788,370	-	-	-
6/10/1999	W/H TAX DIV GM	(21,832)	-	(21,832)	-	-	583,766,538	-	-	-
6/10/1999	W/H TAX DIV XON	(66,687)	-	(66,687)	-	-	583,699,851	-	-	-
6/10/1999	W/H TAX DIV IBM	(7,491)	-	(7,491)	-	-	583,692,360	-	-	-
6/14/1999	W/H TAX DIV DD	(27,347)	-	(27,347)	-	-	583,665,013	-	-	-
6/15/1999	TRANS FROM 1FN06930 (1FN069)	15,000,000	-	-	15,000,000	-	598,665,013	-	-	-
6/16/1999	FIDELITY SPARTAN U S TREASURY MONEY MARKET	(30)	-	(30)	-	-	598,664,983	-	-	-
6/30/1999	TRANS TO 1FN06940 (1FN069)	(14,400,796)	-	-	-	(14,400,796)	584,264,187	-	-	-
7/12/1999	W/H TAX DIV WMT	(8,396)	-	(8,396)	-	-	584,255,791	-	-	-
7/13/1999	CHECK WIRE	12,500,000	12,500,000	-	-	-	596,755,791	-	-	-
7/14/1999	W/H TAX DIV HWP	(6,141)	-	(6,141)	-	-	596,749,650	-	-	-
7/21/1999	FIDELITY SPARTAN U S TREASURY MONEY MARKET	(16)	-	(16)	-	-	596,749,634	-	-	-
7/26/1999	W/H TAX DIV GE	(44,498)	-	(44,498)	-	-	596,705,136	-	-	-
7/28/1999	TRANS TO 1FN06940 (1FN069)	(35,014,484)	-	-	-	(35,014,484)	561,690,652	-	-	-
7/30/1999	TRANS TO 1FN06940 (1FN069)	(431,292)	-	-	-	(431,292)	561,259,360	-	-	-
8/2/1999	W/H TAX DIV BEL	(23,088)	-	(23,088)	-	-	561,236,272	-	-	-
8/2/1999	W/H TAX DIV BMY	(15,988)	-	(15,988)	-	-	561,220,284	-	-	-
8/2/1999	W/H TAX DIV T	(26,387)	-	(26,387)	-	-	561,193,897	-	-	-
8/2/1999	W/H TAX DIV AIT	(12,948)	-	(12,948)	-	-	561,180,949	-	-	-
8/9/1999	CHECK WIRE	13,000,000	13,000,000	-	-	-	574,180,949	-	-	-
8/10/1999	W/H TAX DIV AXP	(3,778)	-	(3,778)	-	-	574,177,171	-	-	-
8/16/1999	W/H TAX DIV TXN	(520)	-	(520)	-	-	574,176,652	-	-	-
8/24/1999	CHECK WIRE	9,000,000	9,000,000	-	-	-	583,176,652	-	-	-
8/24/1999	FIDELITY SPARTAN U S TREASURY MONEY MARKET	(183)	-	(183)	-	-	583,176,469	-	-	-
8/27/1999	W/H TAX DIV C	(7,417)	-	(7,417)	-	-	583,169,052	-	-	-
8/30/1999	TRANS TO 1FN06940 (1FN069)	(8,336,760)	-	-	-	(8,336,760)	574,832,292	-	-	-
9/1/1999	CHECK WIRE	8,000,000	8,000,000	-	-	-	582,832,292	-	-	-
9/1/1999	W/H TAX DIV WFC	(5,298)	-	(5,298)	-	-	582,826,994	-	-	-
9/1/1999	W/H TAX DIV INTC	(1,650)	-	(1,650)	-	-	582,825,344	-	-	-
9/1/1999	W/H TAX DIV F	(8,904)	-	(8,904)	-	-	582,816,439	-	-	-
9/1/1999	W/H TAX DIV LU	(978)	-	(978)	-	-	582,815,461	-	-	-
9/3/1999	W/H TAX DIV BA	(2,139)	-	(2,139)	-	-	582,813,322	-	-	-
9/7/1999	W/H TAX DIV JNJ	(12,203)	-	(12,203)	-	-	582,801,118	-	-	-
9/10/1999	W/H TAX DIV MOB	(6,969)	-	(6,969)	-	-	582,794,150	-	-	-
9/10/1999	W/H TAX DIV XON	(15,873)	-	(15,873)	-	-	582,778,277	-	-	-
9/10/1999	W/H TAX DIV GM	(5,094)	-	(5,094)	-	-	582,773,183	-	-	-
9/10/1999	W/H TAX DIV IBM	(3,423)	-	(3,423)	-	-	582,769,760	-	-	-
9/13/1999	W/H TAX DIV MMM	(6,973)	-	(6,973)	-	-	582,762,786	-	-	-
9/13/1999	W/H TAX DIV DD	(6,418)	-	(6,418)	-	-	582,756,368	-	-	-
9/15/1999	W/H TAX DIV MCD	(4,809)	-	(4,809)	-	-	582,751,559	-	-	-
9/16/1999	CHECK WIRE	9,000,000	9,000,000	-	-	-	591,751,559	-	-	-
9/17/1999	W/H TAX DIV AIG	(5,728)	-	(5,728)	-	-	591,745,830	-	-	-
9/24/1999	W/H TAX DIV BAC	(57,553)	-	(57,553)	-	-	591,688,278	-	-	-
9/30/1999	W/H TAX DIV PEP	(14,586)	-	(14,586)	-	-	591,673,691	-	-	-
9/30/1999	FIDELITY SPARTAN U S TREASURY MONEY MARKET	(15)	-	(15)	-	-	591,673,676	-	-	-
9/30/1999	TRANS FROM 1FN06940 (1FN069)	6,338,833	-	-	6,338,833	-	598,012,509	-	-	-
10/1/1999	W/H TAX DIV KO	(29,151)	-	(29,151)	-	-	597,983,358	-	-	-
10/1/1999	W/H TAX DIV MRK	(51,177)	-	(51,177)	-	-	597,932,182	-	-	-
10/1/1999	W/H TAX DIV ONE	(35,339)	-	(35,339)	-	-	597,896,842	-	-	-
10/7/1999	CHECK WIRE	8,000,000	8,000,000	-	-	-	605,896,842	-	-	-
10/12/1999	W/H TAX DIV WMT	(16,342)	-	(16,342)	-	-	605,880,501	-	-	-
10/13/1999	W/H TAX DIV HWP	(12,026)	-	(12,026)	-	-	605,868,475	-	-	-
10/18/1999	TRANS FROM 1FN06940 (1FN069)	75,554,675	-	-	75,554,675	-	681,423,150	-	-	-
10/20/1999	FIDELITY SPARTAN U S TREASURY MONEY MARKET	(5)	-	(5)	-	-	681,423,145	-	-	-
10/25/1999	W/H TAX DIV GE	(84,582)	-	(84,582)	-	-	681,338,563	-	-	-
11/1/1999	W/H TAX DIV AIT	(25,356)	-	(25,356)	-	-	681,313,207	-	-	-
11/1/1999	W/H TAX DIV BMY	(31,530)	-	(31,530)	-	-	681,281,677	-	-	-

BLMIS ACCOUNT NO. 1FN012 - CITCO GLOBAL CUSTODY N V FBO FAIRFIELD SENTRY LTD

Column 1	Column 2	Column 3	Column 4	Column 5	Column 6	Column 7	Column 8	Column 9	Column 10	Column 11
Date	Transaction Description	Transaction Amount Reported in Customer Statement	Cash Deposits	Cash Withdrawals	Transfers of Principal In	Transfers of Principal Out	Balance of Principal	Preference Period Initial Transfers	Two Year Initial Transfers	Six Year Initial Transfers
11/1/1999	W/H TAX DIV BEL	(43,814)	-	(43,814)	-	-	681,237,863	-	-	-
11/1/1999	W/H TAX DIV T	(51,099)	-	(51,099)	-	-	681,186,765	-	-	-
11/2/1999	CHECK WIRE	13,000,000	13,000,000	-	-	-	694,186,765	-	-	-
11/10/1999	W/H TAX DIV AXP	(7,399)	-	(7,399)	-	-	694,179,366	-	-	-
11/10/1999	TRANS TO 1FN06940 (1FN069)	(177,606)	-	-	-	(177,606)	694,001,760	-	-	-
11/12/1999	CHECK WIRE	11,500,000	11,500,000	-	-	-	705,501,760	-	-	-
11/17/1999	FIDELITY SPARTAN U S TREASURY MONEY MARKET	(31)	-	(31)	-	-	705,501,729	-	-	-
11/18/1999	TRANS FROM 1FN06940 (1FN069)	842,304	-	-	842,304	-	706,344,033	-	-	-
11/22/1999	TRANS FROM 1FN06940 (1FN069)	1,031,662	-	-	1,031,662	-	707,375,695	-	-	-
11/29/1999	TRANS TO 1FN06940 (1FN069)	(30,479,600)	-	-	-	(30,479,600)	676,896,095	-	-	-
12/1/1999	CHECK WIRE	3,000,000	3,000,000	-	-	-	679,896,095	-	-	-
12/3/1999	W/H TAX DIV BA	(3,868)	-	(3,868)	-	-	679,892,227	-	-	-
12/7/1999	W/H TAX DIV JNJ	(11,051)	-	(11,051)	-	-	679,881,176	-	-	-
12/10/1999	W/H TAX DIV IBM	(6,631)	-	(6,631)	-	-	679,874,546	-	-	-
12/10/1999	W/H TAX DIV MOB	(13,498)	-	(13,498)	-	-	679,861,047	-	-	-
12/10/1999	W/H TAX DIV GM	(9,867)	-	(9,867)	-	-	679,851,180	-	-	-
12/10/1999	W/H TAX DIV XON	(32,127)	-	(32,127)	-	-	679,819,054	-	-	-
12/13/1999	W/H TAX DIV MMM	(16,753)	-	(16,753)	-	-	679,802,301	-	-	-
12/14/1999	W/H TAX DIV DD	(10,360)	-	(10,360)	-	-	679,791,940	-	-	-
12/17/1999	W/H TAX DIV DIS	(12,432)	-	(12,432)	-	-	679,779,508	-	-	-
12/31/1999	FIDELITY SPARTAN U S TREASURY MONEY MARKET	(17)	-	(17)	-	-	679,779,491	-	-	-
1/11/2000	FIDELITY SPARTAN U S TREASURY MONEY MARKET	(1)	-	(1)	-	-	679,779,490	-	-	-
1/18/2000	CHECK WIRE	15,000,000	15,000,000	-	-	-	694,779,490	-	-	-
1/25/2000	TRANS TO 1FN06940 (1FN069)	(14,385,564)	-	-	-	(14,385,564)	680,393,926	-	-	-
1/25/2000	TRANS TO 1FN04530 (1FN045)	(1,564,379)	-	-	-	(1,564,379)	678,829,547	-	-	-
2/1/2000	W/H TAX DIV BEL	(17,103)	-	(17,103)	-	-	678,812,444	-	-	-
2/14/2000	W/H TAX DIV TXN	(2,474)	-	(2,474)	-	-	678,809,971	-	-	-
2/15/2000	CHECK WIRE	13,000,000	13,000,000	-	-	-	691,809,971	-	-	-
2/15/2000	W/H TAX DIV PG	(30,735)	-	(30,735)	-	-	691,779,235	-	-	-
2/24/2000	FIDELITY SPARTAN U S TREASURY MONEY MARKET	(44)	-	(44)	-	-	691,779,192	-	-	-
2/25/2000	W/H TAX DIV C	(39,430)	-	(39,430)	-	-	691,739,761	-	-	-
2/25/2000	TRANS FROM 1FN06940 (1FN069)	82,963,688	-	-	82,963,688	-	774,703,449	-	-	-
3/1/2000	W/H TAX DIV LU	(4,371)	-	(4,371)	-	-	774,699,078	-	-	-
3/1/2000	W/H TAX DIV F	(44,587)	-	(44,587)	-	-	774,654,492	-	-	-
3/1/2000	W/H TAX DIV WFC	(26,041)	-	(26,041)	-	-	774,628,450	-	-	-
3/1/2000	W/H TAX DIV INTC	(7,305)	-	(7,305)	-	-	774,621,145	-	-	-
3/3/2000	W/H TAX DIV BA	(9,507)	-	(9,507)	-	-	774,611,639	-	-	-
3/7/2000	W/H TAX DIV JNJ	(28,520)	-	(28,520)	-	-	774,583,118	-	-	-
3/10/2000	W/H TAX DIV IBM	(15,367)	-	(15,367)	-	-	774,567,751	-	-	-
3/10/2000	FIDELITY SPARTAN U S TREASURY MONEY MARKET	(17)	-	(17)	-	-	774,567,734	-	-	-
3/10/2000	W/H TAX DIV XOM	(110,963)	-	(110,963)	-	-	774,456,772	-	-	-
3/10/2000	W/H TAX DIV GM	(23,263)	-	(23,263)	-	-	774,433,509	-	-	-
3/14/2000	W/H TAX DIV DD	(26,827)	-	(26,827)	-	-	774,406,683	-	-	-
3/14/2000	TRANS FROM 1FN06940 (1FN069)	9,411,572	-	-	9,411,572	-	783,818,254	-	-	-
3/23/2000	W/H TAX DIV HD	(2,268)	-	(2,268)	-	-	783,815,986	-	-	-
3/28/2000	TRANS TO 1FN06940 (1FN069)	(41,660,628)	-	-	-	(41,660,628)	742,155,358	-	-	-
3/31/2000	W/H TAX DIV PEP	(9,974)	-	(9,974)	-	-	742,145,385	-	-	-
4/3/2000	W/H TAX DIV KO	(31,319)	-	(31,319)	-	-	742,114,066	-	-	-
4/10/2000	W/H TAX DIV WMT	(20,234)	-	(20,234)	-	-	742,093,832	-	-	-
4/10/2000	CHECK WIRE	(20,000,000)	-	(20,000,000)	-	-	722,093,832	-	-	-
4/17/2000	CHECK WIRE	(5,000,000)	-	(5,000,000)	-	-	717,093,832	-	-	-
4/20/2000	TRANS FROM 1FN06940 (1FN069)	23,954,634	-	-	23,954,634	-	741,048,466	-	-	-
4/25/2000	W/H TAX DIV GE	(33,812)	-	(33,812)	-	-	741,014,654	-	-	-
4/28/2000	W/H TAX DIV MWD	(4,136)	-	(4,136)	-	-	741,010,518	-	-	-
4/28/2000	FIDELITY SPARTAN U S TREASURY MONEY MARKET	(59)	-	(59)	-	-	741,010,459	-	-	-
5/11/2000	TRANS FROM 1FN06940 (1FN069)	20,052,096	-	-	20,052,096	-	761,062,555	-	-	-
5/12/2000	FIDELITY SPARTAN U S TREASURY MONEY MARKET	(25)	-	(25)	-	-	761,062,530	-	-	-
5/24/2000	TRANS FROM 1FN06940 (1FN069)	1,874,736	-	-	1,874,736	-	762,937,266	-	-	-
6/1/2000	W/H TAX DIV WFC	(11,513)	-	(11,513)	-	-	762,925,753	-	-	-
6/1/2000	W/H TAX DIV INTC	(3,140)	-	(3,140)	-	-	762,922,614	-	-	-
6/6/2000	CHECK WIRE	30,000,000	30,000,000	-	-	-	792,922,614	-	-	-
6/12/2000	W/H TAX DIV GM	(10,238)	-	(10,238)	-	-	792,912,375	-	-	-
6/12/2000	W/H TAX DIV XOM	(112,389)	-	(112,389)	-	-	792,799,986	-	-	-
6/12/2000	W/H TAX DIV IBM	(7,394)	-	(7,394)	-	-	792,792,592	-	-	-
6/12/2000	W/H TAX DIV DD	(26,502)	-	(26,502)	-	-	792,766,090	-	-	-
6/13/2000	W/H TAX DIV JNJ	(17,780)	-	(17,780)	-	-	792,748,310	-	-	-
6/19/2000	TRANS TO 1FN06940 (1FN069)	(2,189,589)	-	-	-	(2,189,589)	790,558,721	-	-	-

BLMIS ACCOUNT NO. 1FN012 - CITCO GLOBAL CUSTODY N V FBO FAIRFIELD SENTRY LTD

Column 1	Column 2	Column 3	Column 4	Column 5	Column 6	Column 7	Column 8	Column 9	Column 10	Column 11
Date	Transaction Description	Transaction Amount Reported in Customer Statement	Cash Deposits	Cash Withdrawals	Transfers of Principal In	Transfers of Principal Out	Balance of Principal	Preference Period Initial Transfers	Two Year Initial Transfers	Six Year Initial Transfers
6/21/2000	FIDELITY SPARTAN U S TREASURY MONEY MARKET	(23)	-	(23)	-	-	790,558,698	-	-	-
7/7/2000	CHECK WIRE	15,000,000	15,000,000	-	-	-	805,558,698	-	-	-
7/10/2000	W/H TAX DIV WMT	(5,829)	-	(5,829)	-	-	805,552,869	-	-	-
7/18/2000	FIDELITY SPARTAN U S TREASURY MONEY MARKET	(17)	-	(17)	-	-	805,552,852	-	-	-
7/31/2000	TRANS FROM 1FN06940 (1FN069)	6,484,782	-	-	6,484,782	-	812,037,634	-	-	-
8/3/2000	W/H TAX DIV AIG	(12)	-	(12)	-	-	812,037,623	-	-	-
8/8/2000	CHECK WIRE	20,000,000	20,000,000	-	-	-	832,037,623	-	-	-
8/15/2000	FIDELITY SPARTAN U S TREASURY MONEY MARKET	(20)	-	(20)	-	-	832,037,602	-	-	-
8/15/2000	W/H TAX DIV PG	(16,422)	-	(16,422)	-	-	832,021,180	-	-	-
8/15/2000	TRANS FROM 1FN06940 (1FN069)	430,348	-	-	430,348	-	832,451,527	-	-	-
8/21/2000	W/H TAX DIV TXN	(2,325)	-	(2,325)	-	-	832,449,202	-	-	-
8/24/2000	W/H TAX DIV MER	(8,338)	-	(8,338)	-	-	832,440,864	-	-	-
8/25/2000	W/H TAX DIV C	(42,800)	-	(42,800)	-	-	832,398,064	-	-	-
9/1/2000	W/H TAX DIV LU	(4,742)	-	(4,742)	-	-	832,393,322	-	-	-
9/1/2000	W/H TAX DIV WFC	(24,648)	-	(24,648)	-	-	832,368,675	-	-	-
9/1/2000	W/H TAX DIV INTC	(9,276)	-	(9,276)	-	-	832,359,399	-	-	-
9/11/2000	W/H TAX DIV IBM	(16,258)	-	(16,258)	-	-	832,343,141	-	-	-
9/11/2000	W/H TAX DIV XOM	(59,269)	-	(59,269)	-	-	832,283,871	-	-	-
9/14/2000	TRANS TO 1FN06940 (1FN069)	(98,711)	-	-	-	(98,711)	832,185,161	-	-	-
9/15/2000	FIDELITY SPARTAN U S TREASURY MONEY MARKET	(122)	-	(122)	-	-	832,185,039	-	-	-
9/18/2000	TRANS FROM 1FN06940 (1FN069)	21,979,842	-	-	21,979,842	-	854,164,881	-	-	-
9/26/2000	CHECK WIRE	26,000,000	26,000,000	-	-	-	880,164,881	-	-	-
10/2/2000	W/H TAX DIV KO	(17,402)	-	(17,402)	-	-	880,147,479	-	-	-
10/5/2000	W/H TAX DIV AV	(2)	-	(2)	-	-	880,147,477	-	-	-
10/10/2000	W/H TAX DIV WMT	(11,145)	-	(11,145)	-	-	880,136,332	-	-	-
10/11/2000	W/H TAX DIV HWP	(11,562)	-	(11,562)	-	-	880,124,770	-	-	-
10/16/2000	TRANS FROM 1FN06940 (1FN069)	125,504,546 ^[1]	-	-	7,220,660	-	887,345,430	-	-	-
10/18/2000	FIDELITY SPARTAN U S TREASURY MONEY MARKET	(5)	-	(5)	-	-	887,345,425	-	-	-
10/25/2000	W/H TAX DIV GE	(98,132)	-	(98,132)	-	-	887,247,293	-	-	-
10/27/2000	W/H TAX DIV MWD	(16,582)	-	(16,582)	-	-	887,230,710	-	-	-
10/31/2000	TRANS TO 1FN06940 (1FN069)	(9,804,037)	-	-	-	(9,804,037)	877,426,673	-	-	-
11/1/2000	W/H TAX DIV T	(60,748)	-	(60,748)	-	-	877,365,926	-	-	-
11/1/2000	W/H TAX DIV PHA	(11,136)	-	(11,136)	-	-	877,354,789	-	-	-
11/1/2000	W/H TAX DIV VZ	(76,139)	-	(76,139)	-	-	877,278,650	-	-	-
11/1/2000	W/H TAX DIV BMY	(35,223)	-	(35,223)	-	-	877,243,428	-	-	-
11/3/2000	CHECK WIRE	26,000,000	26,000,000	-	-	-	903,243,428	-	-	-
11/10/2000	W/H TAX DIV AXP	(7,728)	-	(7,728)	-	-	903,235,700	-	-	-
11/17/2000	CHECK WIRE	26,000,000	26,000,000	-	-	-	929,235,700	-	-	-
11/30/2000	TRANS FROM 1FN06940 (1FN069)	439,340	-	-	439,340	-	929,675,040	-	-	-
12/4/2000	CHECK WIRE	26,000,000	26,000,000	-	-	-	955,675,040	-	-	-
12/12/2000	W/H TAX DIV JNJ	(7,285)	-	(7,285)	-	-	955,667,755	-	-	-
12/18/2000	FIDELITY SPARTAN U S TREASURY MONEY MARKET	(83)	-	(83)	-	-	955,667,672	-	-	-
12/29/2000	TRANS FROM 1FN06940 (1FN069)	8,553,224	-	-	8,553,224	-	964,220,896	-	-	-
1/8/2001	CHECK WIRE	15,000,000	15,000,000	-	-	-	979,220,896	-	-	-
1/18/2001	FIDELITY SPARTAN U S TREASURY MONEY MARKET	(7)	-	(7)	-	-	979,220,889	-	-	-
1/30/2001	W/H TAX DIV MWD	(9,464)	-	(9,464)	-	-	979,211,425	-	-	-
1/30/2001	TRANS FROM 1FN06940 (1FN069)	2,334,215 ^[1]	-	-	811,473	-	980,022,898	-	-	-
2/1/2001	W/H TAX DIV PHA	(5,996)	-	(5,996)	-	-	980,016,903	-	-	-
2/1/2001	W/H TAX DIV VZ	(39,604)	-	(39,604)	-	-	979,977,298	-	-	-
2/12/2001	W/H TAX DIV TXN	(3,364)	-	(3,364)	-	-	979,973,934	-	-	-
2/15/2001	W/H TAX DIV PG	(24,956)	-	(24,956)	-	-	979,948,978	-	-	-
2/22/2001	FIDELITY SPARTAN U S TREASURY MONEY MARKET	(3)	-	(3)	-	-	979,948,975	-	-	-
2/23/2001	W/H TAX DIV C	(62,643)	-	(62,643)	-	-	979,886,332	-	-	-
2/23/2001	TRANS FROM 1FN06940 (1FN069)	47,006,454 ^[2]	-	-	-	-	979,886,332	-	-	-
3/1/2001	W/H TAX DIV LU	(3,461)	-	(3,461)	-	-	979,882,871	-	-	-
3/1/2001	W/H TAX DIV WFC	(35,931)	-	(35,931)	-	-	979,846,940	-	-	-
3/1/2001	W/H TAX DIV INTC	(12,465)	-	(12,465)	-	-	979,834,475	-	-	-
3/8/2001	W/H TAX DIV PFE	(64,488)	-	(64,488)	-	-	979,769,987	-	-	-
3/9/2001	W/H TAX DIV XOM	(134,243)	-	(134,243)	-	-	979,635,744	-	-	-
3/12/2001	W/H TAX DIV IBM	(21,267)	-	(21,267)	-	-	979,614,477	-	-	-
3/13/2001	W/H TAX DIV JNJ	(17,163)	-	(17,163)	-	-	979,597,314	-	-	-
3/19/2001	FIDELITY SPARTAN U S TREASURY MONEY MARKET	(15)	-	(15)	-	-	979,597,300	-	-	-
3/22/2001	W/H TAX DIV HD	(1,780)	-	(1,780)	-	-	979,595,520	-	-	-
3/30/2001	W/H TAX DIV PEP	(4,081)	-	(4,081)	-	-	979,591,439	-	-	-
3/30/2001	TRANS FROM 1FN06930 (1FN069)	36,491,978 ^[2]	-	-	-	-	979,591,439	-	-	-
4/2/2001	W/H TAX DIV MRK	(14,606)	-	(14,606)	-	-	979,576,834	-	-	-

BLMIS ACCOUNT NO. 1FN012 - CITCO GLOBAL CUSTODY N V FBO FAIRFIELD SENTRY LTD

Column 1	Column 2	Column 3	Column 4	Column 5	Column 6	Column 7	Column 8	Column 9	Column 10	Column 11
Date	Transaction Description	Transaction Amount Reported in Customer Statement	Cash Deposits	Cash Withdrawals	Transfers of Principal In	Transfers of Principal Out	Balance of Principal	Preference Period Initial Transfers	Two Year Initial Transfers	Six Year Initial Transfers
4/2/2001	W/H TAX DIV KO	(8,561)	-	(8,561)	-	-	979,568,273	-	-	-
4/9/2001	W/H TAX DIV WMT	(23,292)	-	(23,292)	-	-	979,544,981	-	-	-
4/11/2001	W/H TAX DIV HWP	(12,209)	-	(12,209)	-	-	979,532,772	-	-	-
4/24/2001	FIDELITY SPARTAN U S TREASURY MONEY MARKET	(16)	-	(16)	-	-	979,532,756	-	-	-
4/25/2001	TRANS TO 40 ACCT (1FN069)	(83,174,850)	-	-	-	(83,174,850)	896,357,906	-	-	-
4/27/2001	W/H TAX DIV MWD	(19,063)	-	(19,063)	-	-	896,338,843	-	-	-
4/30/2001	W/H TAX DIV JPM	(47,937)	-	(47,937)	-	-	896,290,906	-	-	-
5/1/2001	W/H TAX DIV PHA	(11,670)	-	(11,670)	-	-	896,279,236	-	-	-
5/1/2001	W/H TAX DIV VZ	(78,299)	-	(78,299)	-	-	896,200,937	-	-	-
5/1/2001	W/H TAX DIV BMY	(39,949)	-	(39,949)	-	-	896,160,988	-	-	-
5/1/2001	W/H TAX DIV T	(10,574)	-	(10,574)	-	-	896,150,414	-	-	-
5/2/2001	W/H TAX DIV TYC	(1,671)	-	(1,671)	-	-	896,148,743	-	-	-
5/10/2001	W/H TAX DIV AXP	(7,903)	-	(7,903)	-	-	896,140,841	-	-	-
5/15/2001	W/H TAX DIV PG	(34,037)	-	(34,037)	-	-	896,106,804	-	-	-
6/20/2001	FIDELITY SPARTAN U S TREASURY MONEY MARKET	(49)	-	(49)	-	-	896,106,755	-	-	-
6/29/2001	TRANS FROM 1FN06940 (1FN069)	3,496,736	-	-	3,496,736	-	899,603,491	-	-	-
7/9/2001	W/H TAX DIV WMT	(19,404)	-	(19,404)	-	-	899,584,087	-	-	-
7/11/2001	W/H TAX DIV HWP	(4,209)	-	(4,209)	-	-	899,579,877	-	-	-
7/11/2001	W/H TAX DIV XOM	(1,885)	-	(1,885)	-	-	899,577,992	-	-	-
7/23/2001	W/H TAX DIV MWD	(26,224)	-	(26,224)	-	-	899,551,768	-	-	-
7/25/2001	FIDELITY SPARTAN U S TREASURY MONEY MARKET	(17)	-	(17)	-	-	899,551,751	-	-	-
7/25/2001	W/H TAX DIV GE	(159,099)	-	(159,099)	-	-	899,392,652	-	-	-
7/25/2001	TRANS FROM 1FN06940 (1FN069)	15,998,436	-	-	15,998,436	-	915,391,088	-	-	-
7/31/2001	W/H TAX DIV JPM	(68,160)	-	(68,160)	-	-	915,322,928	-	-	-
8/1/2001	W/H TAX DIV PHA	(17,799)	-	(17,799)	-	-	915,305,128	-	-	-
8/1/2001	W/H TAX DIV VZ	(103,818)	-	(103,818)	-	-	915,201,310	-	-	-
8/1/2001	W/H TAX DIV TYC	(2,345)	-	(2,345)	-	-	915,198,965	-	-	-
8/1/2001	W/H TAX DIV BMY	(52,345)	-	(52,345)	-	-	915,146,620	-	-	-
8/10/2001	W/H TAX DIV AXP	(10,786)	-	(10,786)	-	-	915,135,834	-	-	-
8/15/2001	W/H TAX DIV PG	(22,597)	-	(22,597)	-	-	915,113,237	-	-	-
8/24/2001	FIDELITY SPARTAN U S TREASURY MONEY MARKET	(1)	-	(1)	-	-	915,113,237	-	-	-
8/31/2001	TRANS TO 1FN06940 (1FN069)	(13,885,633)	-	-	-	(13,885,633)	901,227,604	-	-	-
9/13/2001	W/H TAX DIV HD	(10,188)	-	(10,188)	-	-	901,217,416	-	-	-
9/28/2001	W/H TAX DIV BAC	(97,208)	-	(97,208)	-	-	901,120,208	-	-	-
9/28/2001	W/H TAX DIV PEP	(28,118)	-	(28,118)	-	-	901,092,090	-	-	-
9/28/2001	TRANS FROM 1FN06940 (1FN069)	249,318,951 ¹¹¹	-	-	77,565,311	-	978,657,401	-	-	-
10/1/2001	W/H TAX DIV MRK	(88,095)	-	(88,095)	-	-	978,569,306	-	-	-
10/1/2001	W/H TAX DIV KO	(48,430)	-	(48,430)	-	-	978,520,876	-	-	-
10/9/2001	W/H TAX DIV WMT	(34,232)	-	(34,232)	-	-	978,486,644	-	-	-
10/10/2001	W/H TAX DIV HWP	(17,141)	-	(17,141)	-	-	978,469,503	-	-	-
10/15/2001	FIDELITY SPARTAN U S TREASURY MONEY MARKET	(16)	-	(16)	-	-	978,469,487	-	-	-
10/25/2001	W/H TAX DIV GE	(175,017)	-	(175,017)	-	-	978,294,469	-	-	-
10/26/2001	W/H TAX DIV MWD	(28,635)	-	(28,635)	-	-	978,265,835	-	-	-
10/31/2001	W/H TAX DIV JPM	(73,774)	-	(73,774)	-	-	978,192,061	-	-	-
10/31/2001	TRANS TO 1FN06940 (1FN069)	(103,803,788)	-	-	-	(103,803,788)	874,388,273	-	-	-
11/1/2001	W/H TAX DIV VZ	(113,612)	-	(113,612)	-	-	874,274,661	-	-	-
11/1/2001	W/H TAX DIV PHA	(18,747)	-	(18,747)	-	-	874,255,913	-	-	-
11/1/2001	W/H TAX DIV TYC	(2,678)	-	(2,678)	-	-	874,253,235	-	-	-
11/1/2001	W/H TAX DIV BMY	(58,848)	-	(58,848)	-	-	874,194,387	-	-	-
11/1/2001	W/H TAX DIV T	(14,219)	-	(14,219)	-	-	874,180,168	-	-	-
11/9/2001	W/H TAX DIV AXP	(11,586)	-	(11,586)	-	-	874,168,582	-	-	-
11/15/2001	W/H TAX DIV PG	(52,770)	-	(52,770)	-	-	874,115,812	-	-	-
11/19/2001	FIDELITY SPARTAN U S TREASURY MONEY MARKET	(9)	-	(9)	-	-	874,115,803	-	-	-
11/19/2001	W/H TAX DIV TXN	(4,121)	-	(4,121)	-	-	874,111,682	-	-	-
11/21/2001	W/H TAX DIV C	(88,441)	-	(88,441)	-	-	874,023,241	-	-	-
11/26/2001	TRANS TO 1FN06940 (1FN069)	(84,767,207)	-	-	-	(84,767,207)	789,256,034	-	-	-
12/3/2001	W/H TAX DIV MCD	(30,594)	-	(30,594)	-	-	789,225,440	-	-	-
12/3/2001	W/H TAX DIV WFC	(48,938)	-	(48,938)	-	-	789,176,502	-	-	-
12/3/2001	W/H TAX DIV INTC	(14,993)	-	(14,993)	-	-	789,161,509	-	-	-
12/6/2001	W/H TAX DIV PFE	(49,996)	-	(49,996)	-	-	789,111,513	-	-	-
12/10/2001	W/H TAX DIV IBM	(26,732)	-	(26,732)	-	-	789,084,780	-	-	-
12/10/2001	W/H TAX DIV XOM	(175,101)	-	(175,101)	-	-	788,909,680	-	-	-
12/14/2001	W/H TAX DIV DD	(38,668)	-	(38,668)	-	-	788,871,012	-	-	-
12/28/2001	TRANS FROM 1FN06940 (1FN069)	2,773,386	-	-	2,773,386	-	791,644,398	-	-	-
12/31/2001	FIDELITY SPARTAN U S TREASURY MONEY MARKET	(16)	-	(16)	-	-	791,644,382	-	-	-
1/7/2002	W/H TAX DIV WMT	(6,331)	-	(6,331)	-	-	791,638,051	-	-	-

BLMIS ACCOUNT NO. 1FN012 - CITCO GLOBAL CUSTODY N V FBO FAIRFIELD SENTRY LTD

Column 1	Column 2	Column 3	Column 4	Column 5	Column 6	Column 7	Column 8	Column 9	Column 10	Column 11
Date	Transaction Description	Transaction Amount Reported in Customer Statement	Cash Deposits	Cash Withdrawals	Transfers of Principal In	Transfers of Principal Out	Balance of Principal	Preference Period Initial Transfers	Two Year Initial Transfers	Six Year Initial Transfers
1/10/2002	FIDELITY SPARTAN U S TREASURY MONEY MARKET	(3)	-	(3)	-	-	791,638,048	-	-	-
1/25/2002	W/H TAX DIV MWD	(20,392)	-	(20,392)	-	-	791,617,656	-	-	-
1/31/2002	TRANS FROM 1FN06940 (1FN069)	42,571,270	-	-	42,571,270	-	834,188,926	-	-	-
2/1/2002	W/H TAX DIV VZ	(82,978)	-	(82,978)	-	-	834,105,948	-	-	-
2/1/2002	W/H TAX DIV SBC	(68,688)	-	(68,688)	-	-	834,037,260	-	-	-
2/1/2002	W/H TAX DIV PHA	(13,811)	-	(13,811)	-	-	834,023,449	-	-	-
2/11/2002	W/H TAX DIV TXN	(3,918)	-	(3,918)	-	-	834,019,531	-	-	-
2/15/2002	W/H TAX DIV PG	(51,958)	-	(51,958)	-	-	833,967,573	-	-	-
2/21/2002	FIDELITY SPARTAN U S TREASURY MONEY MARKET	(14)	-	(14)	-	-	833,967,559	-	-	-
2/21/2002	TRANS FROM 1FN06940 (1FN069)	34,813,654	-	-	34,813,654	-	868,781,213	-	-	-
2/22/2002	W/H TAX DIV C	(86,638)	-	(86,638)	-	-	868,694,575	-	-	-
2/28/2002	TRANS TO 1FN06940 (1FN069)	(3,582,374)	-	-	-	(3,582,374)	865,112,201	-	-	-
3/1/2002	W/H TAX DIV WFC	(47,401)	-	(47,401)	-	-	865,064,800	-	-	-
3/1/2002	W/H TAX DIV INTC	(14,618)	-	(14,618)	-	-	865,050,182	-	-	-
3/6/2002	FIDELITY SPARTAN U S TREASURY MONEY MARKET	(0)	-	(0)	-	-	865,050,182	-	-	-
3/7/2002	W/H TAX DIV PFE	(86,890)	-	(86,890)	-	-	864,963,292	-	-	-
3/11/2002	W/H TAX DIV IBM	(25,523)	-	(25,523)	-	-	864,937,769	-	-	-
3/11/2002	W/H TAX DIV BUD	(18,683)	-	(18,683)	-	-	864,919,085	-	-	-
3/11/2002	W/H TAX DIV XOM	(167,310)	-	(167,310)	-	-	864,751,775	-	-	-
3/12/2002	W/H TAX DIV JNJ	(36,392)	-	(36,392)	-	-	864,715,383	-	-	-
3/14/2002	W/H TAX DIV DD	(38,285)	-	(38,285)	-	-	864,677,098	-	-	-
3/15/2002	W/H TAX DIV AIG	(5,306)	-	(5,306)	-	-	864,671,792	-	-	-
3/22/2002	W/H TAX DIV BAC	(46,323)	-	(46,323)	-	-	864,625,468	-	-	-
3/25/2002	TRANS TO 1FN06940 (1FN069)	(68,101,206)	-	-	-	(68,101,206)	796,524,262	-	-	-
3/28/2002	W/H TAX DIV HD	(12,981)	-	(12,981)	-	-	796,511,282	-	-	-
4/1/2002	W/H TAX DIV ONE	(15,197)	-	(15,197)	-	-	796,496,085	-	-	-
4/1/2002	W/H TAX DIV KO	(56,362)	-	(56,362)	-	-	796,439,723	-	-	-
4/1/2002	W/H TAX DIV PEP	(28,181)	-	(28,181)	-	-	796,411,542	-	-	-
4/1/2002	W/H TAX DIV MRK	(90,357)	-	(90,357)	-	-	796,321,185	-	-	-
4/10/2002	W/H TAX DIV MO	(140,905)	-	(140,905)	-	-	796,180,279	-	-	-
4/12/2002	TRANS FROM 1FN06940 (1FN069)	51,497,008	-	-	51,497,008	-	847,677,287	-	-	-
4/18/2002	W/H TAX DIV WMT	(37,692)	-	(37,692)	-	-	847,639,596	-	-	-
4/23/2002	FIDELITY SPARTAN U S TREASURY MONEY MARKET	(10)	-	(10)	-	-	847,639,586	-	-	-
4/23/2002	TRANS FROM 1FN06940 (1FN069)	58,627,549	-	-	58,627,549	-	906,267,135	-	-	-
4/25/2002	W/H TAX DIV GE	(88,181)	-	(88,181)	-	-	906,178,954	-	-	-
4/26/2002	W/H TAX DIV MWD	(28,410)	-	(28,410)	-	-	906,150,544	-	-	-
4/26/2002	W/H TAX DIV MDT	(7,823)	-	(7,823)	-	-	906,142,721	-	-	-
4/30/2002	W/H TAX DIV JPM	(75,992)	-	(75,992)	-	-	906,066,729	-	-	-
5/1/2002	W/H TAX DIV TYC	(2,846)	-	(2,846)	-	-	906,063,884	-	-	-
5/1/2002	W/H TAX DIV PHA	(19,678)	-	(19,678)	-	-	906,044,205	-	-	-
5/1/2002	W/H TAX DIV VZ	(118,658)	-	(118,658)	-	-	905,925,548	-	-	-
5/1/2002	W/H TAX DIV SBC	(102,706)	-	(102,706)	-	-	905,822,842	-	-	-
5/1/2002	W/H TAX DIV BMY	(61,415)	-	(61,415)	-	-	905,761,427	-	-	-
5/1/2002	W/H TAX DIV T	(14,941)	-	(14,941)	-	-	905,746,486	-	-	-
5/10/2002	FIDELITY SPARTAN U S TREASURY MONEY MARKET	(0)	-	(0)	-	-	905,746,486	-	-	-
5/15/2002	W/H TAX DIV PG	(29,248)	-	(29,248)	-	-	905,717,237	-	-	-
5/24/2002	W/H TAX DIV C	(57,863)	-	(57,863)	-	-	905,659,374	-	-	-
5/29/2002	TRANS TO 1FN06940 (1FN069)	(48,624,357)	-	-	-	(48,624,357)	857,035,017	-	-	-
6/3/2002	W/H TAX DIV WFC	(59,784)	-	(59,784)	-	-	856,975,233	-	-	-
6/3/2002	W/H TAX DIV INTC	(8,207)	-	(8,207)	-	-	856,967,026	-	-	-
6/6/2002	W/H TAX DIV PFE	(104,104)	-	(104,104)	-	-	856,862,921	-	-	-
6/10/2002	W/H TAX DIV BUD	(14,678)	-	(14,678)	-	-	856,848,243	-	-	-
6/10/2002	W/H TAX DIV XOM	(198,890)	-	(198,890)	-	-	856,649,353	-	-	-
6/10/2002	W/H TAX DIV IBM	(33,262)	-	(33,262)	-	-	856,616,091	-	-	-
6/11/2002	W/H TAX DIV JNJ	(28,557)	-	(28,557)	-	-	856,587,534	-	-	-
6/12/2002	W/H TAX DIV DD	(33,147)	-	(33,147)	-	-	856,554,387	-	-	-
6/25/2002	FIDELITY SPARTAN U S TREASURY MONEY MARKET	(4)	-	(4)	-	-	856,554,383	-	-	-
6/28/2002	TRANS TO 1FN06940 (1FN069)	(2,608,492)	-	-	-	(2,608,492)	853,945,891	-	-	-
7/10/2002	W/H TAX DIV MO	(24,100)	-	(24,100)	-	-	853,921,791	-	-	-
7/15/2002	W/H TAX DIV USB	(7,765)	-	(7,765)	-	-	853,914,026	-	-	-
7/17/2002	TRANS FROM 1FN06940 (1FN069)	23,707,268	-	-	23,707,268	-	877,621,294	-	-	-
7/19/2002	FIDELITY SPARTAN U S TREASURY MONEY MARKET	(6)	-	(6)	-	-	877,621,288	-	-	-
7/25/2002	W/H TAX DIV GE	(37,084)	-	(37,084)	-	-	877,584,204	-	-	-
7/26/2002	W/H TAX DIV MDT	(1,515)	-	(1,515)	-	-	877,582,689	-	-	-
7/26/2002	W/H TAX DIV MWD	(5,177)	-	(5,177)	-	-	877,577,512	-	-	-
7/26/2002	FIDELITY SPARTAN U S TREASURY MONEY MARKET	(2)	-	(2)	-	-	877,577,510	-	-	-
7/31/2002	W/H TAX DIV JPM	(14,127)	-	(14,127)	-	-	877,563,383	-	-	-

BLMIS ACCOUNT NO. 1FN012 - CITCO GLOBAL CUSTODY N V FBO FAIRFIELD SENTRY LTD

Column 1	Column 2	Column 3	Column 4	Column 5	Column 6	Column 7	Column 8	Column 9	Column 10	Column 11
Date	Transaction Description	Transaction Amount Reported in Customer Statement	Cash Deposits	Cash Withdrawals	Transfers of Principal In	Transfers of Principal Out	Balance of Principal	Preference Period Initial Transfers	Two Year Initial Transfers	Six Year Initial Transfers
7/31/2002	TRANS TO 1FN06940 (1FN069)	(11,956,702)	-	-	-	(11,956,702)	865,606,681	-	-	-
8/1/2002	W/H TAX DIV VZ	(21,330)	-	(21,330)	-	-	865,585,351	-	-	-
8/1/2002	W/H TAX DIV PHA	(3,506)	-	(3,506)	-	-	865,581,845	-	-	-
8/1/2002	W/H TAX DIV BMY	(11,150)	-	(11,150)	-	-	865,570,696	-	-	-
8/1/2002	W/H TAX DIV T	(2,922)	-	(2,922)	-	-	865,567,774	-	-	-
8/1/2002	W/H TAX DIV SBC	(18,231)	-	(18,231)	-	-	865,549,543	-	-	-
8/9/2002	W/H TAX DIV AXP	(2,078)	-	(2,078)	-	-	865,547,466	-	-	-
8/19/2002	W/H TAX DIV TXN	(5,904)	-	(5,904)	-	-	865,541,562	-	-	-
8/19/2002	W/H TAX DIV MON	(2)	-	(2)	-	-	865,541,559	-	-	-
8/21/2002	TRANS TO 1FN06940 (1FN069)	(227,903,245)	-	-	-	(227,903,245)	637,638,314	-	-	-
8/23/2002	W/H TAX DIV C	(153,876)	-	(153,876)	-	-	637,484,438	-	-	-
8/26/2002	FIDELITY SPARTAN U S TREASURY MONEY MARKET	(8)	-	(8)	-	-	637,484,430	-	-	-
9/3/2002	W/H TAX DIV INTC	(21,641)	-	(21,641)	-	-	637,462,789	-	-	-
9/3/2002	W/H TAX DIV WFC	(77,794)	-	(77,794)	-	-	637,384,995	-	-	-
9/5/2002	W/H TAX DIV PFE	(132,507)	-	(132,507)	-	-	637,252,488	-	-	-
9/5/2002	W/H TAX DIV G	(27,089)	-	(27,089)	-	-	637,225,399	-	-	-
9/6/2002	W/H TAX DIV BA	(22,759)	-	(22,759)	-	-	637,202,641	-	-	-
9/9/2002	W/H TAX DIV BUD	(27,089)	-	(27,089)	-	-	637,175,552	-	-	-
9/10/2002	FIDELITY SPARTAN U S TREASURY MONEY MARKET	(7)	-	(7)	-	-	637,175,544	-	-	-
9/10/2002	W/H TAX DIV XOM	(250,379)	-	(250,379)	-	-	636,925,165	-	-	-
9/10/2002	W/H TAX DIV JNJ	(32,342)	-	(32,342)	-	-	636,892,823	-	-	-
9/10/2002	W/H TAX DIV IBM	(40,919)	-	(40,919)	-	-	636,851,904	-	-	-
9/12/2002	W/H TAX DIV DD	(55,298)	-	(55,298)	-	-	636,796,607	-	-	-
10/17/2002	FIDELITY SPARTAN U S TREASURY MONEY MARKET	(23)	-	(23)	-	-	636,796,584	-	-	-
10/29/2002	TRANS TO 1FN06940 (1FN069)	(40,110,476)	-	-	-	(40,110,476)	596,686,108	-	-	-
11/15/2002	W/H TAX DIV CL	(9,217)	-	(9,217)	-	-	596,676,891	-	-	-
11/15/2002	W/H TAX DIV PG	(31,976)	-	(31,976)	-	-	596,644,915	-	-	-
11/18/2002	W/H TAX DIV TXN	(3,272)	-	(3,272)	-	-	596,641,644	-	-	-
11/18/2002	TRANS TO 1FN06940 (1FN069)	(11,639,472)	-	-	-	(11,639,472)	585,002,172	-	-	-
11/22/2002	W/H TAX DIV C	(81,541)	-	(81,541)	-	-	584,920,631	-	-	-
11/25/2002	W/H TAX DIV GS	(5,120)	-	(5,120)	-	-	584,915,511	-	-	-
11/27/2002	W/H TAX DIV MER	(12,763)	-	(12,763)	-	-	584,902,748	-	-	-
1/6/2003	FIDELITY SPARTAN U S TREASURY MONEY MARKET	(32)	-	(32)	-	-	584,902,716	-	-	(32)
1/6/2003	W/H TAX DIV BUD	(15,489)	-	(15,489)	-	-	584,887,227	-	-	(15,489)
1/6/2003	W/H TAX DIV DD	(22,676)	-	(22,676)	-	-	584,864,551	-	-	(22,676)
1/6/2003	W/H TAX DIV G	(15,681)	-	(15,681)	-	-	584,848,870	-	-	(15,681)
1/6/2003	W/H TAX DIV INTC	(12,184)	-	(12,184)	-	-	584,836,685	-	-	(12,184)
1/6/2003	W/H TAX DIV PFE	(51,990)	-	(51,990)	-	-	584,784,696	-	-	(51,990)
1/6/2003	W/H TAX DIV WFC	(43,746)	-	(43,746)	-	-	584,740,949	-	-	(43,746)
1/6/2003	W/H TAX DIV UTX	(7,423)	-	(7,423)	-	-	584,733,527	-	-	(7,423)
1/6/2003	W/H TAX DIV HCA	(1,024)	-	(1,024)	-	-	584,732,502	-	-	(1,024)
1/6/2003	W/H TAX DIV BA	(9,271)	-	(9,271)	-	-	584,723,232	-	-	(9,271)
1/6/2003	W/H TAX DIV XOM	(141,247)	-	(141,247)	-	-	584,581,985	-	-	(141,247)
1/6/2003	W/H TAX DIV JNJ	(14,954)	-	(14,954)	-	-	584,567,031	-	-	(14,954)
1/6/2003	W/H TAX DIV IBM	(23,093)	-	(23,093)	-	-	584,543,938	-	-	(23,093)
1/10/2003	FIDELITY SPARTAN U S TREASURY MONEY MARKET	(3)	-	(3)	-	-	584,543,936	-	-	(3)
1/22/2003	TRANS FROM 1FN06940 (1FN069)	17,086,180	-	-	17,086,180	-	601,630,116	-	-	-
1/31/2003	W/H TAX DIV MWD	(19,845)	-	(19,845)	-	-	601,610,271	-	-	(19,845)
2/3/2003	W/H TAX DIV SBC	(71,836)	-	(71,836)	-	-	601,538,434	-	-	(71,836)
2/3/2003	W/H TAX DIV PHA	(24,873)	-	(24,873)	-	-	601,513,561	-	-	(24,873)
2/3/2003	W/H TAX DIV VZ	(84,435)	-	(84,435)	-	-	601,429,126	-	-	(84,435)
2/10/2003	W/H TAX DIV TXN	(5,223)	-	(5,223)	-	-	601,423,904	-	-	(5,223)
2/14/2003	W/H TAX DIV PFE	(132,136)	-	(132,136)	-	-	601,291,768	-	-	(132,136)
2/14/2003	W/H TAX DIV CL	(14,173)	-	(14,173)	-	-	601,277,594	-	-	(14,173)
2/14/2003	W/H TAX DIV PG	(75,541)	-	(75,541)	-	-	601,202,053	-	-	(75,541)
2/24/2003	TRANS FROM 1FN06940 (1FN069)	115,334,062	-	-	115,334,062	-	716,536,115	-	-	-
2/27/2003	W/H TAX DIV GS	(7,874)	-	(7,874)	-	-	716,528,241	-	-	(7,874)
2/28/2003	W/H TAX DIV C	(148,119)	-	(148,119)	-	-	716,380,122	-	-	(148,119)
2/28/2003	W/H TAX DIV MER	(19,475)	-	(19,475)	-	-	716,360,647	-	-	(19,475)
3/3/2003	W/H TAX DIV WFC	(72,984)	-	(72,984)	-	-	716,287,663	-	-	(72,984)
3/3/2003	W/H TAX DIV INTC	(19,071)	-	(19,071)	-	-	716,268,592	-	-	(19,071)
3/5/2003	W/H 1/31/03G	(24,493)	-	(24,493)	-	-	716,244,100	-	-	(24,493)
3/7/2003	W/H TAX DIV MSFT	(96,055)	-	(96,055)	-	-	716,148,044	-	-	(96,055)
3/7/2003	W/H TAX DIV BA	(20,079)	-	(20,079)	-	-	716,127,965	-	-	(20,079)
3/10/2003	W/H TAX DIV IBM	(36,074)	-	(36,074)	-	-	716,091,891	-	-	(36,074)
3/10/2003	W/H TAX DIV XOM	(221,611)	-	(221,611)	-	-	715,870,280	-	-	(221,611)
3/10/2003	W/H TAX DIV UTX	(16,076)	-	(16,076)	-	-	715,854,204	-	-	(16,076)

BLMIS ACCOUNT NO. 1FN012 - CITCO GLOBAL CUSTODY N V FBO FAIRFIELD SENTRY LTD

Column 1	Column 2	Column 3	Column 4	Column 5	Column 6	Column 7	Column 8	Column 9	Column 10	Column 11
Date	Transaction Description	Transaction Amount Reported in Customer Statement	Cash Deposits	Cash Withdrawals	Transfers of Principal In	Transfers of Principal Out	Balance of Principal	Preference Period Initial Transfers	Two Year Initial Transfers	Six Year Initial Transfers
3/10/2003	W/H TAX DIV BUD	(23,099)	-	(23,099)	-	-	715,831,105	-	-	(23,099)
3/11/2003	W/H TAX DIV JNJ	(86,903)	-	(86,903)	-	-	715,744,202	-	-	(86,903)
3/12/2003	W/H TAX DIV MMM	(27,113)	-	(27,113)	-	-	715,717,089	-	-	(27,113)
3/14/2003	W/H TAX DIV DD	(50,670)	-	(50,670)	-	-	715,666,419	-	-	(50,670)
3/17/2003	FIDELITY SPARTAN U S TREASURY MONEY MARKET	(46)	-	(46)	-	-	715,666,372	-	-	(46)
3/18/2003	TRANS FROM 1FN06940 (1FN069)	1,886,554	-	-	1,886,554	-	717,552,926	-	-	-
3/24/2003	TRANS TO 1FN06940 (1FN069)	(153,207,842)	-	-	-	(153,207,842)	564,345,084	-	-	-
4/7/2003	W/H TAX DIV WMT	(63,644)	-	(63,644)	-	-	564,281,441	-	-	(63,644)
4/9/2003	W/H TAX DIV HPQ	(40,133)	-	(40,133)	-	-	564,241,308	-	-	(40,133)
4/15/2003	FIDELITY SPARTAN U S TREASURY MONEY MARKET	(24)	-	(24)	-	-	564,241,285	-	-	(24)
5/9/2003	FIDELITY SPARTAN U S TREASURY MONEY MARKET	(23)	-	(23)	-	-	564,241,262	-	-	(23)
5/9/2003	CHECK WIRE	(40,000,000)	-	(40,000,000)	-	-	524,241,262	-	-	(40,000,000)
5/9/2003	TRANS TO 1FN06940 (1FN069)	(3,098,704)	-	-	-	(3,098,704)	521,142,558	-	-	-
5/19/2003	FIDELITY SPARTAN U S TREASURY MONEY MARKET	(1)	-	(1)	-	-	521,142,557	-	-	(1)
5/21/2003	TRANS TO 1FN06940 (1FN069)	(12,730,124)	-	-	-	(12,730,124)	508,412,433	-	-	-
5/28/2003	W/H TAX DIV MER	(15,678)	-	(15,678)	-	-	508,396,755	-	-	(15,678)
5/30/2003	FIDELITY SPARTAN U S TREASURY MONEY MARKET	(0)	-	(0)	-	-	508,396,755	-	-	(0)
5/30/2003	TRANS TO 1FN06940 (1FN069)	(2,839,638)	-	-	-	(2,839,638)	505,557,117	-	-	-
6/2/2003	W/H TAX DIV INTC	(8,484)	-	(8,484)	-	-	505,548,632	-	-	(8,484)
6/2/2003	W/H TAX DIV WFC	(58,793)	-	(58,793)	-	-	505,489,839	-	-	(58,793)
6/5/2003	W/H TAX DIV PFE	(140,766)	-	(140,766)	-	-	505,349,073	-	-	(140,766)
6/9/2003	W/H TAX DIV BUD	(19,108)	-	(19,108)	-	-	505,329,966	-	-	(19,108)
6/10/2003	W/H TAX DIV JNJ	(83,617)	-	(83,617)	-	-	505,246,349	-	-	(83,617)
6/10/2003	W/H TAX DIV IBM	(31,356)	-	(31,356)	-	-	505,214,992	-	-	(31,356)
6/10/2003	W/H TAX DIV XOM	(197,226)	-	(197,226)	-	-	505,017,767	-	-	(197,226)
6/10/2003	W/H TAX DIV UTX	(14,698)	-	(14,698)	-	-	505,003,069	-	-	(14,698)
6/12/2003	W/H TAX DIV DD	(41,917)	-	(41,917)	-	-	504,961,151	-	-	(41,917)
6/12/2003	W/H TAX DIV MMM	(28,743)	-	(28,743)	-	-	504,932,408	-	-	(28,743)
6/19/2003	TRANS TO 1FN06940 (1FN069)	(55,138,378)	-	-	-	(55,138,378)	449,794,030	-	-	-
6/20/2003	W/H TAX DIV AIG	(17,269)	-	(17,269)	-	-	449,776,761	-	-	(17,269)
6/20/2003	TRANS TO 1FN06940 (1FN069)	(16,056,865)	-	-	-	(16,056,865)	433,719,896	-	-	-
6/24/2003	TRANS TO 1FN06940 (1FN069)	(20,093,123)	-	-	-	(20,093,123)	413,626,773	-	-	-
6/25/2003	FIDELITY SPARTAN U S TREASURY MONEY MARKET	(15)	-	(15)	-	-	413,626,758	-	-	(15)
6/26/2003	W/H TAX DIV HD	(19,723)	-	(19,723)	-	-	413,607,035	-	-	(19,723)
6/27/2003	W/H TAX DIV BAC	(134,744)	-	(134,744)	-	-	413,472,291	-	-	(134,744)
6/30/2003	W/H TAX DIV PEP	(39,003)	-	(39,003)	-	-	413,433,287	-	-	(39,003)
7/1/2003	W/H TAX DIV ONE	(34,930)	-	(34,930)	-	-	413,398,357	-	-	(34,930)
7/1/2003	W/H TAX DIV MRK	(112,964)	-	(112,964)	-	-	413,285,394	-	-	(112,964)
7/1/2003	W/H TAX DIV ALL	(20,033)	-	(20,033)	-	-	413,265,360	-	-	(20,033)
7/1/2003	W/H TAX DIV KO	(77,552)	-	(77,552)	-	-	413,187,809	-	-	(77,552)
7/3/2003	W/H TAX DIV SLB	(12,249)	-	(12,249)	-	-	413,175,560	-	-	(12,249)
7/7/2003	W/H TAX DIV WMT	(26,141)	-	(26,141)	-	-	413,149,420	-	-	(26,141)
7/8/2003	W/H TAX DIV MO	(186,943)	-	(186,943)	-	-	412,962,476	-	-	(186,943)
7/9/2003	W/H TAX DIV HPQ	(34,557)	-	(34,557)	-	-	412,927,919	-	-	(34,557)
7/10/2003	FIDELITY SPARTAN U S TREASURY MONEY MARKET	(4)	-	(4)	-	-	412,927,915	-	-	(4)
7/10/2003	TRANS FROM 1FN06940 (1FN069)	1,052,588	-	-	1,052,588	-	413,980,503	-	-	-
7/11/2003	CHECK WIRE	(55,000,000)	-	(55,000,000)	-	-	358,980,503	-	-	(55,000,000)
7/15/2003	TRANS FROM 1FN06940 (1FN069)	13,369,798	-	-	13,369,798	-	372,350,301	-	-	-
7/21/2003	FIDELITY SPARTAN U S TREASURY MONEY MARKET	(1)	-	(1)	-	-	372,350,300	-	-	(1)
7/21/2003	TRANS TO 1FN06940 (1FN069)	(15,852,973)	-	-	-	(15,852,973)	356,497,327	-	-	-
7/22/2003	CHECK WIRE	(25,000,000)	-	(25,000,000)	-	-	331,497,327	-	-	(25,000,000)
7/30/2003	FIDELITY SPARTAN U S TREASURY MONEY MARKET	(1)	-	(1)	-	-	331,497,326	-	-	(1)
7/31/2003	W/H TAX DIV MWD	(33,315)	-	(33,315)	-	-	331,464,010	-	-	(33,315)
8/1/2003	W/H TAX DIV VZ	(139,418)	-	(139,418)	-	-	331,324,592	-	-	(139,418)
8/1/2003	W/H TAX DIV SBC	(166,215)	-	(166,215)	-	-	331,158,378	-	-	(166,215)
8/15/2003	W/H TAX DIV CL	(17,382)	-	(17,382)	-	-	331,140,996	-	-	(17,382)
8/15/2003	W/H TAX DIV PG	(76,891)	-	(76,891)	-	-	331,064,105	-	-	(76,891)
8/15/2003	TRANS FROM 1FN06940 (1FN069)	25,229,678	-	-	25,229,678	-	356,293,783	-	-	-
8/18/2003	W/H TAX DIV TXN	(4,798)	-	(4,798)	-	-	356,288,984	-	-	(4,798)
8/22/2003	W/H TAX DIV C	(237,977)	-	(237,977)	-	-	356,051,007	-	-	(237,977)
8/27/2003	W/H TAX DIV MER	(19,313)	-	(19,313)	-	-	356,031,694	-	-	(19,313)
8/28/2003	W/H TAX DIV GS	(15,089)	-	(15,089)	-	-	356,016,605	-	-	(15,089)
9/2/2003	W/H TAX DIV INTC	(17,208)	-	(17,208)	-	-	355,999,397	-	-	(17,208)
9/2/2003	W/H TAX DIV WFC	(97,773)	-	(97,773)	-	-	355,901,624	-	-	(97,773)
9/4/2003	W/H TAX DIV PFE	(95,941)	-	(95,941)	-	-	355,805,683	-	-	(95,941)
9/5/2003	W/H TAX DIV G	(21,577)	-	(21,577)	-	-	355,784,107	-	-	(21,577)
9/5/2003	FIDELITY SPARTAN U S TREASURY MONEY MARKET	(9)	-	(9)	-	-	355,784,097	-	-	(9)

BLMIS ACCOUNT NO. 1FN012 - CITCO GLOBAL CUSTODY N V FBO FAIRFIELD SENTRY LTD

Column 1	Column 2	Column 3	Column 4	Column 5	Column 6	Column 7	Column 8	Column 9	Column 10	Column 11
Date	Transaction Description	Transaction Amount Reported in Customer Statement	Cash Deposits	Cash Withdrawals	Transfers of Principal In	Transfers of Principal Out	Balance of Principal	Preference Period Initial Transfers	Two Year Initial Transfers	Six Year Initial Transfers
9/5/2003	W/H TAX DIV BA	(11,450)	-	(11,450)	-	-	355,772,647	-	-	(11,450)
9/5/2003	TRANS TO 1FN06940 (1FN069)	(6,434,520)	-	-	-	(6,434,520)	349,338,127	-	-	-
9/9/2003	W/H TAX DIV BUD	(23,900)	-	(23,900)	-	-	349,314,227	-	-	(23,900)
9/10/2003	FIDELITY SPARTAN U S TREASURY MONEY MARKET	(0)	-	(0)	-	-	349,314,227	-	-	(0)
9/10/2003	W/H TAX DIV IBM	(36,695)	-	(36,695)	-	-	349,277,531	-	-	(36,695)
9/10/2003	W/H TAX DIV XOM	(219,560)	-	(219,560)	-	-	349,057,971	-	-	(219,560)
9/10/2003	TRANS TO 1FN06940 (1FN069)	(647,856)	-	-	-	(647,856)	348,410,115	-	-	-
9/12/2003	W/H TAX DIV DD	(28,813)	-	(28,813)	-	-	348,381,302	-	-	(28,813)
9/19/2003	W/H TAX DIV AIG	(7,237)	-	(7,237)	-	-	348,374,065	-	-	(7,237)
9/22/2003	TRANS TO 1FN06940 (1FN069)	(4,359,818)	-	-	-	(4,359,818)	344,014,247	-	-	-
9/23/2003	FIDELITY SPARTAN U S TREASURY MONEY MARKET	(33)	-	(33)	-	-	344,014,214	-	-	(33)
9/26/2003	W/H TAX DIV BAC	(52,212)	-	(52,212)	-	-	343,962,002	-	-	(52,212)
9/30/2003	W/H TAX DIV PEP	(28,266)	-	(28,266)	-	-	343,933,737	-	-	(28,266)
10/1/2003	W/H TAX DIV ONE	(30,218)	-	(30,218)	-	-	343,903,518	-	-	(30,218)
10/1/2003	W/H TAX DIV MRK	(35,512)	-	(35,512)	-	-	343,868,007	-	-	(35,512)
10/1/2003	W/H TAX DIV KO	(56,074)	-	(56,074)	-	-	343,811,933	-	-	(56,074)
10/1/2003	W/H TAX DIV VIA.B	(8,532)	-	(8,532)	-	-	343,803,401	-	-	(8,532)
10/6/2003	TRANS TO 1FN06940 (1FN069)	(2,136,968)	-	-	-	(2,136,968)	341,666,433	-	-	-
10/8/2003	W/H TAX DIV HPQ	(25,290)	-	(25,290)	-	-	341,641,143	-	-	(25,290)
10/9/2003	W/H TAX DIV MO	(145,419)	-	(145,419)	-	-	341,495,724	-	-	(145,419)
10/10/2003	TRANS TO 1FN06940 (1FN069)	(3,271,212)	-	-	-	(3,271,212)	338,224,512	-	-	-
10/14/2003	FIDELITY SPARTAN U S TREASURY MONEY MARKET	(11)	-	(11)	-	-	338,224,501	-	-	(11)
10/14/2003	TRANS TO 1FN06940 (1FN069)	(680,368)	-	-	-	(680,368)	337,544,133	-	-	-
10/17/2003	TRANS FROM 1FN06940 (1FN069)	316,624	-	-	316,624	-	337,860,757	-	-	-
10/31/2003	W/H TAX DIV MWD	(22,389)	-	(22,389)	-	-	337,838,368	-	-	(22,389)
11/3/2003	W/H TAX DIV WZ	(96,817)	-	(96,817)	-	-	337,741,551	-	-	(96,817)
11/3/2003	W/H TAX DIV SBC	(30,014)	-	(30,014)	-	-	337,711,537	-	-	(30,014)
11/3/2003	W/H TAX DIV SBC	(84,791)	-	(84,791)	-	-	337,626,746	-	-	(84,791)
11/7/2003	W/H TAX DIV MSFT	(233,092)	-	(233,092)	-	-	337,393,654	-	-	(233,092)
11/14/2003	W/H TAX DIV PG	(78,449)	-	(78,449)	-	-	337,315,205	-	-	(78,449)
11/17/2003	W/H TAX DIV TXN	(5,032)	-	(5,032)	-	-	337,310,173	-	-	(5,032)
11/18/2003	TRANS FROM 1FN06940 (1FN069)	7,640,784	-	-	7,640,784	-	344,950,957	-	-	-
11/19/2003	TRANS FROM 1FN06940 (1FN069)	5,343,966	-	-	5,343,966	-	350,294,923	-	-	-
11/20/2003	TRANS FROM 1FN06940 (1FN069)	4,885,971	-	-	4,885,971	-	355,180,894	-	-	-
11/21/2003	TRANS FROM 1FN06940 (1FN069)	4,579,536	-	-	4,579,536	-	359,760,430	-	-	-
11/24/2003	W/H TAX DIV GS	(15,047)	-	(15,047)	-	-	359,745,383	-	-	(15,047)
11/25/2003	FIDELITY SPARTAN U S TREASURY MONEY MARKET	(9)	-	(9)	-	-	359,745,374	-	-	(9)
11/26/2003	W/H TAX DIV MER	(20,557)	-	(20,557)	-	-	359,724,817	-	-	(20,557)
11/26/2003	W/H TAX DIV C	(242,879)	-	(242,879)	-	-	359,481,938	-	-	(242,879)
12/1/2003	W/H TAX DIV INTC	(17,911)	-	(17,911)	-	-	359,464,027	-	-	(17,911)
12/1/2003	W/H TAX DIV WFC	(102,918)	-	(102,918)	-	-	359,361,109	-	-	(102,918)
12/1/2003	W/H TAX DIV MCD	(67,408)	-	(67,408)	-	-	359,293,701	-	-	(67,408)
12/4/2003	W/H TAX DIV PFE	(156,453)	-	(156,453)	-	-	359,137,248	-	-	(156,453)
12/5/2003	W/H TAX DIV G	(21,517)	-	(21,517)	-	-	359,115,731	-	-	(21,517)
12/9/2003	W/H TAX DIV JNJ	(95,335)	-	(95,335)	-	-	359,020,397	-	-	(95,335)
12/9/2003	W/H TAX DIV BUD	(23,834)	-	(23,834)	-	-	358,996,563	-	-	(23,834)
12/10/2003	W/H TAX DIV XOM	(223,662)	-	(223,662)	-	-	358,772,901	-	-	(223,662)
12/10/2003	W/H TAX DIV UTX	(21,065)	-	(21,065)	-	-	358,751,836	-	-	(21,065)
12/10/2003	W/H TAX DIV IBM	(36,593)	-	(36,593)	-	-	358,715,243	-	-	(36,593)
12/12/2003	W/H TAX DIV MMM	(18,994)	-	(18,994)	-	-	358,696,249	-	-	(18,994)
12/12/2003	TRANS FROM 1FN06940 (1FN069)	329,916	-	-	329,916	-	359,026,165	-	-	-
12/15/2003	W/H TAX DIV DD	(46,343)	-	(46,343)	-	-	358,979,821	-	-	(46,343)
12/22/2003	TRANS TO 1FN06940 (1FN069)	(8,083,452)	-	-	-	(8,083,452)	350,896,369	-	-	-
12/31/2003	FIDELITY SPARTAN U S TREASURY MONEY MARKET	(11)	-	(11)	-	-	350,896,358	-	-	(11)
1/2/2004	W/H TAX DIV PEP	(7,918)	-	(7,918)	-	-	350,888,440	-	-	(7,918)
1/2/2004	W/H TAX DIV ONE	(7,814)	-	(7,814)	-	-	350,880,627	-	-	(7,814)
1/5/2004	W/H TAX DIV WMT	(11,252)	-	(11,252)	-	-	350,869,375	-	-	(11,252)
1/6/2004	W/H TAX DIV DIS	(12,580)	-	(12,580)	-	-	350,856,794	-	-	(12,580)
1/7/2004	W/H TAX DIV HPQ	(7,085)	-	(7,085)	-	-	350,849,710	-	-	(7,085)
1/8/2004	FIDELITY SPARTAN U S TREASURY MONEY MARKET	(2)	-	(2)	-	-	350,849,708	-	-	(2)
1/8/2004	TRANS TO 1FN06940 (1FN069)	(890,072)	-	-	-	(890,072)	349,959,636	-	-	-
1/9/2004	W/H TAX DIV MO	(40,736)	-	(40,736)	-	-	349,918,900	-	-	(40,736)
1/9/2004	TRANS TO 1FN06940 (1FN069)	(2,155,062)	-	-	-	(2,155,062)	347,763,838	-	-	-
1/15/2004	FIDELITY SPARTAN U S TREASURY MONEY MARKET	(1)	-	(1)	-	-	347,763,837	-	-	(1)
1/15/2004	TRANS TO 1FN06940 (1FN069)	(616,616)	-	-	-	(616,616)	347,147,221	-	-	-
1/21/2004	CHECK WIRE	50,000,000	50,000,000	-	-	-	397,147,221	-	-	-
1/22/2004	TRANS TO 1FN06940 (1FN069)	(10,739,925)	-	-	-	(10,739,925)	386,407,296	-	-	-

BLMIS ACCOUNT NO. 1FN012 - CITCO GLOBAL CUSTODY N V FBO FAIRFIELD SENTRY LTD

Column 1	Column 2	Column 3	Column 4	Column 5	Column 6	Column 7	Column 8	Column 9	Column 10	Column 11
Date	Transaction Description	Transaction Amount Reported in Customer Statement	Cash Deposits	Cash Withdrawals	Transfers of Principal In	Transfers of Principal Out	Balance of Principal	Preference Period Initial Transfers	Two Year Initial Transfers	Six Year Initial Transfers
1/30/2004	W/H TAX DIV MWD	(12,920)	-	(12,920)	-	-	386,394,376	-	-	(12,920)
2/2/2004	W/H TAX DIV VZ	(51,402)	-	(51,402)	-	-	386,342,974	-	-	(51,402)
2/2/2004	W/H TAX DIV SBC	(49,797)	-	(49,797)	-	-	386,293,177	-	-	(49,797)
2/17/2004	W/H TAX DIV PG	(77,918)	-	(77,918)	-	-	386,215,259	-	-	(77,918)
2/24/2004	TRANS TO 1FN06940 (1FN069)	(6,352,435)	-	-	-	(6,352,435)	379,862,824	-	-	-
2/26/2004	W/H TAX DIV GS	(14,271)	-	(14,271)	-	-	379,848,554	-	-	(14,271)
2/27/2004	W/H TAX DIV C	(264,863)	-	(264,863)	-	-	379,583,691	-	-	(264,863)
2/27/2004	W/H TAX DIV MER	(20,093)	-	(20,093)	-	-	379,563,598	-	-	(20,093)
3/1/2004	W/H TAX DIV WFC	(97,611)	-	(97,611)	-	-	379,465,987	-	-	(97,611)
3/1/2004	W/H TAX DIV INTC	(33,194)	-	(33,194)	-	-	379,432,793	-	-	(33,194)
3/5/2004	W/H TAX DIV PFE	(165,572)	-	(165,572)	-	-	379,267,220	-	-	(165,572)
3/5/2004	W/H TAX DIV BA	(17,467)	-	(17,467)	-	-	379,249,753	-	-	(17,467)
3/5/2004	W/H TAX DIV G	(20,407)	-	(20,407)	-	-	379,229,346	-	-	(20,407)
3/9/2004	W/H TAX DIV JNJ	(91,272)	-	(91,272)	-	-	379,138,074	-	-	(91,272)
3/9/2004	W/H TAX DIV BUD	(22,605)	-	(22,605)	-	-	379,115,469	-	-	(22,605)
3/10/2004	CHECK WIRE	50,000,000	50,000,000	-	-	-	429,115,469	-	-	-
3/10/2004	W/H TAX DIV IBM	(34,706)	-	(34,706)	-	-	429,080,763	-	-	(34,706)
3/10/2004	W/H TAX DIV UTX	(12,587)	-	(12,587)	-	-	429,068,176	-	-	(12,587)
3/10/2004	W/H TAX DIV XOM	(212,093)	-	(212,093)	-	-	428,856,083	-	-	(212,093)
3/12/2004	W/H TAX DIV MMM	(23,303)	-	(23,303)	-	-	428,832,779	-	-	(23,303)
3/15/2004	W/H TAX DIV DD	(43,954)	-	(43,954)	-	-	428,788,826	-	-	(43,954)
4/6/2004	FIDELITY SPARTAN U S TREASURY MONEY MARKET	(68)	-	(68)	-	-	428,788,758	-	-	(68)
4/8/2004	FIDELITY SPARTAN U S TREASURY MONEY MARKET	(0)	-	(0)	-	-	428,788,758	-	-	(0)
4/8/2004	TRANS TO 1FN06940 (1FN069)	(3,437,800)	-	-	-	(3,437,800)	425,350,958	-	-	-
4/19/2004	TRANS FROM 1FN06940 (1FN069)	3,852,430	-	-	3,852,430	-	429,203,388	-	-	-
4/26/2004	TRANS FROM 1FN06940 (1FN069)	9,618,770	-	-	9,618,770	-	438,822,158	-	-	-
4/30/2004	W/H TAX DIV JPM	(22,135)	-	(22,135)	-	-	438,800,024	-	-	(22,135)
4/30/2004	W/H TAX DIV MWD	(28,823)	-	(28,823)	-	-	438,771,201	-	-	(28,823)
5/3/2004	W/H TAX DIV VZ	(110,967)	-	(110,967)	-	-	438,660,235	-	-	(110,967)
5/3/2004	W/H TAX DIV SBC	(109,179)	-	(109,179)	-	-	438,551,056	-	-	(109,179)
5/14/2004	W/H TAX DIV PG	(84,872)	-	(84,872)	-	-	438,466,184	-	-	(84,872)
5/17/2004	W/H TAX DIV TXN	(4,949)	-	(4,949)	-	-	438,461,235	-	-	(4,949)
5/18/2004	TRANS FROM 1FN06940 (1FN069)	99,542,145	-	-	99,542,145	-	538,003,380	-	-	-
5/24/2004	TRANS TO 1FN06940 (1FN069)	(2,534,880)	-	-	-	(2,534,880)	535,468,500	-	-	-
5/26/2004	W/H TAX DIV MER	(21,339)	-	(21,339)	-	-	535,447,161	-	-	(21,339)
5/27/2004	W/H TAX DIV GS	(15,156)	-	(15,156)	-	-	535,432,006	-	-	(15,156)
5/28/2004	W/H TAX DIV C	(276,439)	-	(276,439)	-	-	535,155,567	-	-	(276,439)
6/1/2004	W/H TAX DIV WFC	(103,664)	-	(103,664)	-	-	535,051,903	-	-	(103,664)
6/1/2004	W/H TAX DIV INTC	(34,534)	-	(34,534)	-	-	535,017,368	-	-	(34,534)
6/4/2004	W/H TAX DIV PFE	(172,657)	-	(172,657)	-	-	534,844,712	-	-	(172,657)
6/4/2004	W/H TAX DIV G	(21,673)	-	(21,673)	-	-	534,823,039	-	-	(21,673)
6/7/2004	FIDELITY SPARTAN U S TREASURY MONEY MARKET	(15)	-	(15)	-	-	534,823,024	-	-	(15)
6/7/2004	W/H TAX DIV WMT	(50,907)	-	(50,907)	-	-	534,772,117	-	-	(50,907)
6/8/2004	W/H TAX DIV JNJ	(113,224)	-	(113,224)	-	-	534,658,893	-	-	(113,224)
6/8/2004	TRANS TO 1FN06940 (1FN069)	(11,281,522)	-	-	-	(11,281,522)	523,377,371	-	-	-
6/9/2004	W/H TAX DIV BUD	(24,007)	-	(24,007)	-	-	523,353,365	-	-	(24,007)
6/10/2004	W/H TAX DIV UTX	(17,314)	-	(17,314)	-	-	523,336,051	-	-	(17,314)
6/10/2004	W/H TAX DIV IBM	(41,466)	-	(41,466)	-	-	523,294,585	-	-	(41,466)
6/10/2004	W/H TAX DIV XOM	(235,700)	-	(235,700)	-	-	523,058,885	-	-	(235,700)
6/11/2004	W/H TAX DIV BA	(14,840)	-	(14,840)	-	-	523,044,044	-	-	(14,840)
6/14/2004	W/H TAX DIV MMM	(26,713)	-	(26,713)	-	-	523,017,332	-	-	(26,713)
6/14/2004	W/H TAX DIV DD	(46,679)	-	(46,679)	-	-	522,970,652	-	-	(46,679)
6/16/2004	TRANS FROM 1FN06940 (1FN069)	23,618,008	-	-	23,618,008	-	546,588,660	-	-	-
6/18/2004	FIDELITY SPARTAN U S TREASURY MONEY MARKET	(1)	-	(1)	-	-	546,588,660	-	-	(1)
6/18/2004	TRANS TO 1FN06940 (1FN069)	(9,522,049)	-	-	-	(9,522,049)	537,066,611	-	-	-
6/24/2004	W/H TAX DIV HD	(26,508)	-	(26,508)	-	-	537,040,103	-	-	(26,508)
6/24/2004	TRANS FROM 1FN06940 (1FN069)	892,934	-	-	892,934	-	537,933,037	-	-	-
6/25/2004	TRANS TO 1FN06940 (1FN069)	(1,668,096)	-	-	-	(1,668,096)	536,264,941	-	-	-
6/30/2004	W/H TAX DIV PEP	(54,513)	-	(54,513)	-	-	536,210,428	-	-	(54,513)
7/1/2004	W/H TAX DIV KO	(84,202)	-	(84,202)	-	-	536,126,227	-	-	(84,202)
7/7/2004	W/H TAX DIV HPQ	(33,930)	-	(33,930)	-	-	536,092,297	-	-	(33,930)
7/9/2004	W/H TAX DIV MO	(192,130)	-	(192,130)	-	-	535,900,166	-	-	(192,130)
7/26/2004	W/H TAX DIV GE	(31,145)	-	(31,145)	-	-	535,869,021	-	-	(31,145)
8/18/2004	FIDELITY SPARTAN U S TREASURY MONEY MARKET	(65)	-	(65)	-	-	535,868,956	-	-	(65)
8/18/2004	TRANS TO 1FN06940 (1FN069)	(2,743,400)	-	-	-	(2,743,400)	533,125,556	-	-	-
8/19/2004	TRANS FROM 1FN06940 (1FN069)	1,292,976	-	-	1,292,976	-	534,418,532	-	-	-
8/23/2004	FIDELITY SPARTAN U S TREASURY MONEY MARKET	(1)	-	(1)	-	-	534,418,531	-	-	(1)

BLMIS ACCOUNT NO. 1FN012 - CITCO GLOBAL CUSTODY N V FBO FAIRFIELD SENTRY LTD

Column 1	Column 2	Column 3	Column 4	Column 5	Column 6	Column 7	Column 8	Column 9	Column 10	Column 11
Date	Transaction Description	Transaction Amount Reported in Customer Statement	Cash Deposits	Cash Withdrawals	Transfers of Principal In	Transfers of Principal Out	Balance of Principal	Preference Period Initial Transfers	Two Year Initial Transfers	Six Year Initial Transfers
8/23/2004	TRANS TO 1FN06940 (1FN069)	(23,690,004)	-	-	-	(23,690,004)	510,728,527	-	-	-
8/31/2004	CHECK WIRE	100,000,000	100,000,000	-	-	-	610,728,527	-	-	-
9/7/2004	W/H TAX DIV WMT	(60,643)	-	(60,643)	-	-	610,667,884	-	-	(60,643)
9/10/2004	W/H TAX DIV UTX	(20,409)	-	(20,409)	-	-	610,647,475	-	-	(20,409)
9/13/2004	W/H TAX DIV MMM	(31,488)	-	(31,488)	-	-	610,615,987	-	-	(31,488)
9/14/2004	W/H TAX DIV MSFT	(127,191)	-	(127,191)	-	-	610,488,796	-	-	(127,191)
9/16/2004	W/H TAX DIV HD	(28,284)	-	(28,284)	-	-	610,460,512	-	-	(28,284)
9/17/2004	W/H TAX DIV AIG	(28,949)	-	(28,949)	-	-	610,431,563	-	-	(28,949)
9/20/2004	TRANS TO 1FN06940 (1FN069)	(21,179,685)	-	-	-	(21,179,685)	589,251,878	-	-	-
9/24/2004	W/H TAX DIV BAC	(275,519)	-	(275,519)	-	-	588,976,359	-	-	(275,519)
9/30/2004	W/H TAX DIV PEP	(58,165)	-	(58,165)	-	-	588,918,194	-	-	(58,165)
10/1/2004	W/H TAX DIV VIA.B	(15,613)	-	(15,613)	-	-	588,902,580	-	-	(15,613)
10/1/2004	W/H TAX DIV KO	(89,843)	-	(89,843)	-	-	588,812,737	-	-	(89,843)
10/1/2004	W/H TAX DIV MRK	(126,446)	-	(126,446)	-	-	588,686,291	-	-	(126,446)
10/6/2004	W/H TAX DIV HPQ	(36,203)	-	(36,203)	-	-	588,650,088	-	-	(36,203)
10/12/2004	W/H TAX DIV MO	(223,477)	-	(223,477)	-	-	588,426,611	-	-	(223,477)
11/3/2004	FIDELITY SPARTAN U S TREASURY MONEY MARKET	(77)	-	(77)	-	-	588,426,535	-	-	(77)
11/4/2004	FIDELITY SPARTAN U S TREASURY MONEY MARKET	(0)	-	(0)	-	-	588,426,535	-	-	(0)
11/4/2004	TRANS TO 1FN06940 (1FN069)	(2,962,832)	-	-	-	(2,962,832)	585,463,703	-	-	-
11/5/2004	TRANS FROM 1FN06940 (1FN069)	112,728	-	-	112,728	-	585,576,431	-	-	-
11/9/2004	FIDELITY SPARTAN U S TREASURY MONEY MARKET	(1)	-	(1)	-	-	585,576,430	-	-	(1)
11/15/2004	TRANS TO 1FN06940 (1FN069)	(42,036,784)	-	-	-	(42,036,784)	543,539,646	-	-	-
11/24/2004	W/H TAX DIV MER	(11,867)	-	(11,867)	-	-	543,527,778	-	-	(11,867)
12/1/2004	W/H TAX DIV WFC	(61,494)	-	(61,494)	-	-	543,466,284	-	-	(61,494)
12/1/2004	W/H TAX DIV INTC	(19,535)	-	(19,535)	-	-	543,446,749	-	-	(19,535)
12/3/2004	W/H TAX DIV PFE	(157,508)	-	(157,508)	-	-	543,289,241	-	-	(157,508)
12/3/2004	W/H TAX DIV BA	(19,746)	-	(19,746)	-	-	543,269,495	-	-	(19,746)
12/7/2004	W/H TAX DIV JNJ	(39,726)	-	(39,726)	-	-	543,229,769	-	-	(39,726)
12/10/2004	W/H TAX DIV XOM	(216,221)	-	(216,221)	-	-	543,013,548	-	-	(216,221)
12/10/2004	W/H TAX DIV IBM	(37,518)	-	(37,518)	-	-	542,976,030	-	-	(37,518)
12/13/2004	FIDELITY SPARTAN U S TREASURY MONEY MARKET	(63)	-	(63)	-	-	542,975,968	-	-	(63)
12/14/2004	W/H TAX DIV DD	(42,235)	-	(42,235)	-	-	542,933,733	-	-	(42,235)
12/14/2004	TRANS FROM 1FN06940 (1FN069)	90,648	-	-	90,648	-	543,024,381	-	-	-
12/16/2004	FIDELITY SPARTAN U S TREASURY MONEY MARKET	(3)	-	(3)	-	-	543,024,378	-	-	(3)
12/20/2004	TRANS TO 1FN06940 (1FN069)	(4,430,421)	-	-	-	(4,430,421)	538,593,957	-	-	-
12/31/2004	FIDELITY SPARTAN U S TREASURY MONEY MARKET	(13)	-	(13)	-	-	538,593,944	-	-	(13)
1/3/2005	W/H TAX DIV WMT	(21,212)	-	(21,212)	-	-	538,572,732	-	-	(21,212)
1/28/2005	TRANS TO 1FN06940 (1FN069)	(4,587,226)	-	-	-	(4,587,226)	533,985,506	-	-	-
1/28/2005	TRANS FROM 1FN06940 (1FN069)	90,968	-	-	90,968	-	534,076,474	-	-	-
2/14/2005	W/H TAX DIV TXN	(6,454)	-	(6,454)	-	-	534,070,020	-	-	(6,454)
2/16/2005	TRANS TO 1FN06940 (1FN069)	(58,943,400)	-	-	-	(58,943,400)	475,126,620	-	-	-
2/24/2005	W/H TAX DIV GS	(2,690)	-	(2,690)	-	-	475,123,930	-	-	(2,690)
2/25/2005	W/H TAX DIV C	(340,792)	-	(340,792)	-	-	474,783,138	-	-	(340,792)
2/28/2005	W/H TAX DIV MER	(21,741)	-	(21,741)	-	-	474,761,397	-	-	(21,741)
3/1/2005	W/H TAX DIV WFC	(123,924)	-	(123,924)	-	-	474,637,472	-	-	(123,924)
3/1/2005	W/H TAX DIV INTC	(75,821)	-	(75,821)	-	-	474,561,651	-	-	(75,821)
3/4/2005	W/H TAX DIV G	(24,289)	-	(24,289)	-	-	474,537,362	-	-	(24,289)
3/4/2005	W/H TAX DIV BA	(30,573)	-	(30,573)	-	-	474,506,789	-	-	(30,573)
3/8/2005	W/H TAX DIV PFE	(214,286)	-	(214,286)	-	-	474,292,503	-	-	(214,286)
3/8/2005	W/H TAX DIV JNJ	(126,825)	-	(126,825)	-	-	474,165,678	-	-	(126,825)
3/8/2005	TRANS FROM 1FN06940 (1FN069)	9,874,092	-	-	9,874,092	-	484,039,770	-	-	-
3/9/2005	W/H TAX DIV BUD	(29,962)	-	(29,962)	-	-	484,009,808	-	-	(29,962)
3/10/2005	W/H TAX DIV MSFT	(129,901)	-	(129,901)	-	-	483,879,907	-	-	(129,901)
3/10/2005	W/H TAX DIV UTX	(35,873)	-	(35,873)	-	-	483,844,034	-	-	(35,873)
3/10/2005	W/H TAX DIV XOM	(260,486)	-	(260,486)	-	-	483,583,548	-	-	(260,486)
3/10/2005	W/H TAX DIV IBM	(44,026)	-	(44,026)	-	-	483,539,522	-	-	(44,026)
3/14/2005	W/H TAX DIV MMM	(51,363)	-	(51,363)	-	-	483,488,159	-	-	(51,363)
3/14/2005	W/H TAX DIV DD	(52,315)	-	(52,315)	-	-	483,435,844	-	-	(52,315)
3/14/2005	TRANS FROM 1FN06940 (1FN069)	6,271,556	-	-	6,271,556	-	489,707,400	-	-	-
3/15/2005	TRANS FROM 1FN06940 (1FN069)	4,246,471	-	-	4,246,471	-	493,953,871	-	-	-
3/17/2005	TRANS FROM 1FN06940 (1FN069)	3,328,560	-	-	3,328,560	-	497,282,431	-	-	-
3/18/2005	W/H TAX DIV AIG	(49,257)	-	(49,257)	-	-	497,233,174	-	-	(49,257)
3/24/2005	W/H TAX DIV HD	(32,612)	-	(32,612)	-	-	497,200,562	-	-	(32,612)
3/28/2005	W/H TAX DIV BAC	(272,094)	-	(272,094)	-	-	496,928,468	-	-	(272,094)
3/31/2005	W/H TAX DIV PEP	(59,380)	-	(59,380)	-	-	496,869,088	-	-	(59,380)
4/1/2005	CHECK WIRE	(175,000,000)	-	(175,000,000)	-	-	321,869,088	-	-	(175,000,000)
4/1/2005	W/H TAX DIV KO	(80,127)	-	(80,127)	-	-	321,788,961	-	-	(80,127)

BLMIS ACCOUNT NO. 1FN012 - CITCO GLOBAL CUSTODY N V FBO FAIRFIELD SENTRY LTD

Column 1	Column 2	Column 3	Column 4	Column 5	Column 6	Column 7	Column 8	Column 9	Column 10	Column 11
Date	Transaction Description	Transaction Amount Reported in Customer Statement	Cash Deposits	Cash Withdrawals	Transfers of Principal In	Transfers of Principal Out	Balance of Principal	Preference Period Initial Transfers	Two Year Initial Transfers	Six Year Initial Transfers
4/1/2005	W/H TAX DIV MRK	(123,924)	-	(123,924)	-	-	321,665,037	-	-	(123,924)
4/1/2005	W/H TAX DIV VIA.B	(18,072)	-	(18,072)	-	-	321,646,964	-	-	(18,072)
4/5/2005	FIDELITY SPARTAN U S TREASURY MONEY MARKET	(151)	-	(151)	-	-	321,646,814	-	-	(151)
4/7/2005	W/H TAX DIV HPQ	(17,908)	-	(17,908)	-	-	321,628,906	-	-	(17,908)
4/11/2005	W/H TAX DIV MO	(177,954)	-	(177,954)	-	-	321,450,952	-	-	(177,954)
4/13/2005	FIDELITY SPARTAN U S TREASURY MONEY MARKET	(7)	-	(7)	-	-	321,450,945	-	-	(7)
4/25/2005	W/H TAX DIV GE	(347,510)	-	(347,510)	-	-	321,103,435	-	-	(347,510)
5/20/2005	TRANS TO 1FN06940 (1FN069)	(1,873,088)	-	-	-	(1,873,088)	319,230,347	-	-	-
5/23/2005	FIDELITY SPARTAN U S TREASURY MONEY MARKET	(56)	-	(56)	-	-	319,230,290	-	-	(56)
5/23/2005	TRANS TO 1FN06940 (1FN069)	(7,249,018)	-	-	-	(7,249,018)	311,981,272	-	-	-
6/6/2005	W/H TAX DIV WMT	(20,919)	-	(20,919)	-	-	311,960,353	-	-	(20,919)
6/10/2005	W/H TAX DIV UTX	(9,951)	-	(9,951)	-	-	311,950,403	-	-	(9,951)
6/13/2005	W/H TAX DIV MMM	(14,248)	-	(14,248)	-	-	311,936,155	-	-	(14,248)
6/17/2005	W/H TAX DIV AIG	(34,728)	-	(34,728)	-	-	311,901,427	-	-	(34,728)
6/20/2005	FIDELITY SPARTAN U S TREASURY MONEY MARKET	(35)	-	(35)	-	-	311,901,392	-	-	(35)
6/23/2005	W/H TAX DIV HD	(23,264)	-	(23,264)	-	-	311,878,129	-	-	(23,264)
6/24/2005	W/H TAX DIV BAC	(193,999)	-	(193,999)	-	-	311,684,130	-	-	(193,999)
6/24/2005	TRANS FROM 1FN06940 (1FN069)	232,432	-	-	232,432	-	311,916,562	-	-	-
6/27/2005	TRANS FROM 1FN06940 (1FN069)	10,030,316	-	-	10,030,316	-	321,946,878	-	-	-
6/28/2005	TRANS FROM 1FN06940 (1FN069)	8,731,968	-	-	8,731,968	-	330,678,846	-	-	-
6/30/2005	W/H TAX DIV PEP	(47,326)	-	(47,326)	-	-	330,631,519	-	-	(47,326)
7/1/2005	W/H TAX DIV ALL	(23,533)	-	(23,533)	-	-	330,607,986	-	-	(23,533)
7/1/2005	W/H TAX DIV KO	(67,061)	-	(67,061)	-	-	330,540,925	-	-	(67,061)
7/1/2005	W/H TAX DIV MRK	(87,371)	-	(87,371)	-	-	330,453,553	-	-	(87,371)
7/1/2005	W/H TAX DIV VIA.B	(12,742)	-	(12,742)	-	-	330,440,812	-	-	(12,742)
7/6/2005	W/H TAX DIV HPQ	(25,044)	-	(25,044)	-	-	330,415,768	-	-	(25,044)
7/8/2005	W/H TAX DIV SLB	(14,083)	-	(14,083)	-	-	330,401,685	-	-	(14,083)
7/11/2005	W/H TAX DIV MO	(160,852)	-	(160,852)	-	-	330,240,834	-	-	(160,852)
7/25/2005	W/H TAX DIV GE	(248,020)	-	(248,020)	-	-	329,992,814	-	-	(248,020)
9/2/2005	CHECK WIRE	(30,000,000)	-	(30,000,000)	-	-	299,992,814	-	-	(30,000,000)
9/6/2005	FIDELITY SPARTAN U S TREASURY MONEY MARKET	(288)	-	(288)	-	-	299,992,525	-	-	(288)
9/8/2005	FIDELITY SPARTAN U S TREASURY MONEY MARKET	(0)	-	(0)	-	-	299,992,525	-	-	(0)
9/8/2005	TRANS FROM 1FN06940 (1FN069)	470,608	-	-	470,608	-	300,463,133	-	-	-
9/9/2005	FIDELITY SPARTAN U S TREASURY MONEY MARKET	(1)	-	(1)	-	-	300,463,132	-	-	(1)
9/9/2005	TRANS TO 1FN06940 (1FN069)	(1,678,644)	-	-	-	(1,678,644)	298,784,488	-	-	-
9/12/2005	FIDELITY SPARTAN U S TREASURY MONEY MARKET	(1)	-	(1)	-	-	298,784,488	-	-	(1)
9/13/2005	TRANS TO 1FN06940 (1FN069)	(1,354,848)	-	-	-	(1,354,848)	297,429,640	-	-	-
9/19/2005	TRANS FROM 1FN06940 (1FN069)	1,948,164	-	-	1,948,164	-	299,377,804	-	-	-
9/22/2005	TRANS FROM 1FN06940 (1FN069)	10,720,645	-	-	10,720,645	-	310,098,449	-	-	-
9/23/2005	TRANS FROM 1FN06940 (1FN069)	16,778,475	-	-	16,778,475	-	326,876,924	-	-	-
9/27/2005	TRANS FROM 1FN06940 (1FN069)	11,399,736	-	-	11,399,736	-	338,276,660	-	-	-
9/30/2005	W/H TAX DIV S	(5,543)	-	(5,543)	-	-	338,271,117	-	-	(5,543)
9/30/2005	W/H TAX DIV PEP	(33,191)	-	(33,191)	-	-	338,237,926	-	-	(33,191)
10/3/2005	W/H TAX DIV KO	(92,079)	-	(92,079)	-	-	338,145,847	-	-	(92,079)
10/5/2005	W/H TAX DIV HPQ	(33,389)	-	(33,389)	-	-	338,112,458	-	-	(33,389)
10/7/2005	TRANS FROM 1FN06940 (1FN069)	3,035,448	-	-	3,035,448	-	341,147,906	-	-	-
10/11/2005	W/H TAX DIV MO	(237,481)	-	(237,481)	-	-	340,910,425	-	-	(237,481)
10/11/2005	TRANS FROM 1FN06940 (1FN069)	927,968	-	-	927,968	-	341,838,393	-	-	-
10/12/2005	FIDELITY SPARTAN U S TREASURY MONEY MARKET	(193)	-	(193)	-	-	341,838,199	-	-	(193)
10/13/2005	FIDELITY SPARTAN U S TREASURY MONEY MARKET	(0)	-	(0)	-	-	341,838,199	-	-	(0)
10/14/2005	FIDELITY SPARTAN U S TREASURY MONEY MARKET	(1)	-	(1)	-	-	341,838,198	-	-	(1)
10/14/2005	TRANS TO 1FN06940 (1FN069)	(107,160)	-	-	-	(107,160)	341,731,038	-	-	-
10/17/2005	TRANS FROM 1FN06940 (1FN069)	2,661,812	-	-	2,661,812	-	344,392,850	-	-	-
10/19/2005	FIDELITY SPARTAN U S TREASURY MONEY MARKET	(2)	-	(2)	-	-	344,392,848	-	-	(2)
10/21/2005	FIDELITY SPARTAN U S TREASURY MONEY MARKET	(2)	-	(2)	-	-	344,392,846	-	-	(2)
10/21/2005	TRANS FROM 1FN06940 (1FN069)	11,377,356	-	-	11,377,356	-	355,770,202	-	-	-
10/25/2005	W/H TAX DIV GE	(246,958)	-	(246,958)	-	-	355,523,243	-	-	(246,958)
10/31/2005	W/H TAX DIV MWD	(29,172)	-	(29,172)	-	-	355,494,072	-	-	(29,172)
11/15/2005	W/H TAX DIV ABT	(44,568)	-	(44,568)	-	-	355,449,504	-	-	(44,568)
11/15/2005	W/H TAX DIV PG	(147,309)	-	(147,309)	-	-	355,302,195	-	-	(147,309)
11/16/2005	CHECK WIRE	(185,000,000)	-	(185,000,000)	-	-	170,302,195	-	-	(185,000,000)
11/17/2005	FIDELITY SPARTAN U S TREASURY MONEY MARKET	(27)	-	(27)	-	-	170,302,168	-	-	(27)
11/17/2005	TRANS TO 1FN06940 (1FN069)	(33,005,044)	-	-	-	(33,005,044)	137,297,124	-	-	-
11/17/2005	TRANS TO 1FN06940 (1FN069)	(635,694)	-	-	-	(635,694)	136,661,430	-	-	-
11/21/2005	W/H TAX DIV GS	(16,862)	-	(16,862)	-	-	136,644,568	-	-	(16,862)
11/21/2005	W/H TAX DIV TXN	(7,564)	-	(7,564)	-	-	136,637,003	-	-	(7,564)
11/23/2005	W/H TAX DIV MER	(26,980)	-	(26,980)	-	-	136,610,024	-	-	(26,980)

BLMIS ACCOUNT NO. 1FN012 - CITCO GLOBAL CUSTODY N V FBO FAIRFIELD SENTRY LTD

Column 1	Column 2	Column 3	Column 4	Column 5	Column 6	Column 7	Column 8	Column 9	Column 10	Column 11
Date	Transaction Description	Transaction Amount Reported in Customer Statement	Cash Deposits	Cash Withdrawals	Transfers of Principal In	Transfers of Principal Out	Balance of Principal	Preference Period Initial Transfers	Two Year Initial Transfers	Six Year Initial Transfers
11/23/2005	W/H TAX DIV C	(344,260)	-	(344,260)	-	-	136,265,764	-	-	(344,260)
11/30/2005	FIDELITY SPARTAN U S TREASURY MONEY MARKET	(8)	-	(8)	-	-	136,265,756	-	-	(8)
12/1/2005	W/H TAX DIV INTC	(73,772)	-	(73,772)	-	-	136,191,984	-	-	(73,772)
12/1/2005	W/H TAX DIV WFC	(133,279)	-	(133,279)	-	-	136,058,705	-	-	(133,279)
12/2/2005	W/H TAX DIV BA	(30,352)	-	(30,352)	-	-	136,028,353	-	-	(30,352)
12/6/2005	W/H TAX DIV PFE	(214,445)	-	(214,445)	-	-	135,813,908	-	-	(214,445)
12/8/2005	W/H TAX DIV MSFT	(104,045)	-	(104,045)	-	-	135,709,863	-	-	(104,045)
12/9/2005	W/H TAX DIV XOM	(278,730)	-	(278,730)	-	-	135,431,133	-	-	(278,730)
12/12/2005	W/H TAX DIV CVX	(145,042)	-	(145,042)	-	-	135,286,091	-	-	(145,042)
12/12/2005	W/H TAX DIV MMM	(47,422)	-	(47,422)	-	-	135,238,669	-	-	(47,422)
12/12/2005	W/H TAX DIV IBM	(48,563)	-	(48,563)	-	-	135,190,106	-	-	(48,563)
12/12/2005	W/H TAX DIV UTX	(32,202)	-	(32,202)	-	-	135,157,904	-	-	(32,202)
12/13/2005	W/H TAX DIV JNJ	(140,306)	-	(140,306)	-	-	135,017,598	-	-	(140,306)
12/15/2005	W/H TAX DIV TWX	(33,037)	-	(33,037)	-	-	134,984,560	-	-	(33,037)
12/15/2005	W/H TAX DIV HD	(30,109)	-	(30,109)	-	-	134,954,451	-	-	(30,109)
12/15/2005	CHECK WIRE	(85,000,000)	-	(85,000,000)	-	-	49,954,451	-	-	(85,000,000)
12/15/2005	W/H TAX DIV KO	(81,179)	-	(81,179)	-	-	49,873,272	-	-	(81,179)
12/16/2005	FIDELITY SPARTAN U S TREASURY MONEY MARKET	(5)	-	(5)	-	-	49,873,267	-	-	(5)
12/16/2005	W/H TAX DIV AIG	(54,573)	-	(54,573)	-	-	49,818,694	-	-	(54,573)
12/16/2005	TRANS TO 1FN06940 (1FN069)	(32,110,560)	-	-	-	(32,110,560)	17,708,134	-	-	-
12/19/2005	TRANS TO 1FN06940 (1FN069)	(8,333,073)	-	-	-	(8,333,073)	9,375,061	-	-	-
12/22/2005	FIDELITY SPARTAN U S TREASURY MONEY MARKET	(8)	-	(8)	-	-	9,375,053	-	-	(8)
12/23/2005	W/H TAX DIV BAC	(282,274)	-	(282,274)	-	-	9,092,779	-	-	(282,274)
12/30/2005	FIDELITY SPARTAN U S TREASURY MONEY MARKET	(11)	-	(11)	-	-	9,092,768	-	-	(11)
12/30/2005	W/H TAX DIV S	(10,350)	-	(10,350)	-	-	9,082,418	-	-	(10,350)
1/3/2006	W/H TAX DIV MRK	(119,182)	-	(119,182)	-	-	8,963,236	-	-	(119,182)
1/3/2006	W/H TAX DIV PEP	(61,975)	-	(61,975)	-	-	8,901,261	-	-	(61,975)
1/3/2006	W/H TAX DIV WMT	(34,776)	-	(34,776)	-	-	8,866,485	-	-	(34,776)
1/3/2006	W/H TAX DIV VIA.B	(15,807)	-	(15,807)	-	-	8,850,677	-	-	(15,807)
1/4/2006	W/H TAX DIV HPQ	(32,477)	-	(32,477)	-	-	8,818,200	-	-	(32,477)
1/6/2006	W/H TAX DIV DIS	(77,908)	-	(77,908)	-	-	8,740,293	-	-	(77,908)
1/10/2006	TRANS FROM 1FN06940 (1FN069)	3,584,938	-	-	3,584,938	-	12,325,231	-	-	-
1/11/2006	TRANS TO 1FN06940 (1FN069)	(1,234,334)	-	-	-	(1,234,334)	11,090,897	-	-	-
1/13/2006	FIDELITY SPARTAN U S TREASURY MONEY MARKET	(11)	-	(11)	-	-	11,090,886	-	-	(11)
1/13/2006	TRANS TO 1FN06940 (1FN069)	(3,297)	-	-	-	(3,297)	11,087,589	-	-	-
1/23/2006	TRANS FROM 1FN06940 (1FN069)	13,497,124	-	-	13,497,124	-	24,584,713	-	-	-
1/31/2006	FIDELITY SPARTAN U S TREASURY MONEY MARKET	(4)	-	(4)	-	-	24,584,709	-	-	(4)
1/31/2006	W/H TAX DIV MS	(38,477)	-	(38,477)	-	-	24,546,232	-	-	(38,477)
1/31/2006	TRANS FROM 1FN06940 (1FN069)	6,452,192	-	-	6,452,192	-	30,998,424	-	-	-
2/1/2006	W/H TAX DIV VZ	(34,795)	-	(34,795)	-	-	30,963,629	-	-	(34,795)
2/1/2006	W/H TAX DIV T	(39,993)	-	(39,993)	-	-	30,923,636	-	-	(39,993)
2/13/2006	W/H TAX DIV TXN	(6,280)	-	(6,280)	-	-	30,917,356	-	-	(6,280)
2/15/2006	W/H TAX DIV ABT	(55,520)	-	(55,520)	-	-	30,861,836	-	-	(55,520)
2/15/2006	W/H TAX DIV PG	(123,036)	-	(123,036)	-	-	30,738,800	-	-	(123,036)
2/16/2006	TRANS FROM 1FN06940 (1FN069)	14,685,664	-	-	14,685,664	-	45,424,464	-	-	-
2/23/2006	W/H TAX DIV GS	(14,836)	-	(14,836)	-	-	45,409,628	-	-	(14,836)
2/24/2006	W/H TAX DIV C	(322,360)	-	(322,360)	-	-	45,087,268	-	-	(322,360)
2/28/2006	W/H TAX DIV MER	(29,690)	-	(29,690)	-	-	45,057,579	-	-	(29,690)
2/28/2006	FIDELITY SPARTAN U S TREASURY MONEY MARKET	(24)	-	(24)	-	-	45,057,555	-	-	(24)
3/1/2006	W/H TAX DIV INTC	(78,133)	-	(78,133)	-	-	44,979,422	-	-	(78,133)
3/1/2006	W/H TAX DIV WFC	(111,162)	-	(111,162)	-	-	44,868,261	-	-	(111,162)
3/3/2006	W/H TAX DIV BA	(32,046)	-	(32,046)	-	-	44,836,215	-	-	(32,046)
3/7/2006	W/H TAX DIV UPS	(54,156)	-	(54,156)	-	-	44,782,059	-	-	(54,156)
3/7/2006	W/H TAX DIV PFE	(230,273)	-	(230,273)	-	-	44,551,786	-	-	(230,273)
3/8/2006	TRANS FROM 1FN06940 (1FN069)	4,195,904	-	-	4,195,904	-	48,747,690	-	-	-
3/9/2006	W/H TAX DIV MSFT	(107,695)	-	(107,695)	-	-	48,639,994	-	-	(107,695)
3/10/2006	FIDELITY SPARTAN U S TREASURY MONEY MARKET	(4)	-	(4)	-	-	48,639,990	-	-	(4)
3/10/2006	W/H TAX DIV XOM	(257,788)	-	(257,788)	-	-	48,382,203	-	-	(257,788)
3/10/2006	W/H TAX DIV IBM	(40,846)	-	(40,846)	-	-	48,341,357	-	-	(40,846)
3/10/2006	W/H TAX DIV TGT	(11,869)	-	(11,869)	-	-	48,329,488	-	-	(11,869)
3/10/2006	W/H TAX DIV CVX	(131,663)	-	(131,663)	-	-	48,197,825	-	-	(131,663)
3/10/2006	W/H TAX DIV UTX	(28,723)	-	(28,723)	-	-	48,169,102	-	-	(28,723)
3/10/2006	TRANS FROM 1FN06940 (1FN069)	34,176	-	-	34,176	-	48,203,278	-	-	-
3/13/2006	W/H TAX DIV MMM	(43,678)	-	(43,678)	-	-	48,159,601	-	-	(43,678)
3/14/2006	W/H TAX DIV JNJ	(129,329)	-	(129,329)	-	-	48,030,272	-	-	(129,329)
3/15/2006	W/H TAX DIV TWX	(30,401)	-	(30,401)	-	-	47,999,871	-	-	(30,401)
3/16/2006	FIDELITY SPARTAN U S TREASURY MONEY MARKET	(4)	-	(4)	-	-	47,999,867	-	-	(4)

BLMIS ACCOUNT NO. 1FN012 - CITCO GLOBAL CUSTODY N V FBO FAIRFIELD SENTRY LTD

Column 1	Column 2	Column 3	Column 4	Column 5	Column 6	Column 7	Column 8	Column 9	Column 10	Column 11
Date	Transaction Description	Transaction Amount Reported in Customer Statement	Cash Deposits	Cash Withdrawals	Transfers of Principal In	Transfers of Principal Out	Balance of Principal	Preference Period Initial Transfers	Two Year Initial Transfers	Six Year Initial Transfers
3/16/2006	TRANS TO 1FN06940 (1FN069)	(886,512)	-	-	-	(886,512)	47,113,355	-	-	-
3/17/2006	W/H TAX DIV AIG	(50,229)	-	(50,229)	-	-	47,063,125	-	-	(50,229)
3/23/2006	W/H TAX DIV HD	(40,972)	-	(40,972)	-	-	47,022,153	-	-	(40,972)
3/24/2006	W/H TAX DIV BAC	(302,840)	-	(302,840)	-	-	46,719,313	-	-	(302,840)
3/27/2006	TRANS TO 1FN06940 (1FN069)	(7,019,942)	-	-	-	(7,019,942)	39,699,371	-	-	-
3/28/2006	TRANS TO 1FN06940 (1FN069)	(7,394,926)	-	-	-	(7,394,926)	32,304,445	-	-	-
3/29/2006	TRANS TO 1FN06940 (1FN069)	(6,928,176)	-	-	-	(6,928,176)	25,376,269	-	-	-
3/30/2006	FIDELITY SPARTAN U S TREASURY MONEY MARKET	(7)	-	(7)	-	-	25,376,262	-	-	(7)
3/30/2006	TRANS TO 1FN06940 (1FN069)	(2,955,558)	-	-	-	(2,955,558)	22,420,704	-	-	-
3/31/2006	FIDELITY SPARTAN U S TREASURY MONEY MARKET	(1)	-	(1)	-	-	22,420,703	-	-	(1)
3/31/2006	W/H TAX DIV PEP	(56,664)	-	(56,664)	-	-	22,364,039	-	-	(56,664)
3/31/2006	W/H TAX DIV S	(9,874)	-	(9,874)	-	-	22,354,165	-	-	(9,874)
4/3/2006	W/H TAX DIV KO	(84,928)	-	(84,928)	-	-	22,269,238	-	-	(84,928)
4/3/2006	W/H TAX DIV MRK	(110,379)	-	(110,379)	-	-	22,158,859	-	-	(110,379)
4/3/2006	W/H TAX DIV WMT	(56,349)	-	(56,349)	-	-	22,102,510	-	-	(56,349)
4/5/2006	FIDELITY SPARTAN U S TREASURY MONEY MARKET	(1)	-	(1)	-	-	22,102,509	-	-	(1)
4/5/2006	W/H TAX DIV HPQ	(30,405)	-	(30,405)	-	-	22,072,104	-	-	(30,405)
4/5/2006	TRANS TO 1FN06940 (1FN069)	(3,410,568)	-	-	-	(3,410,568)	18,661,536	-	-	-
4/6/2006	TRANS TO 1FN06940 (1FN069)	(3,601,568)	-	-	-	(3,601,568)	15,059,968	-	-	-
4/7/2006	FIDELITY SPARTAN U S TREASURY MONEY MARKET	(0)	-	(0)	-	-	15,059,967	-	-	(0)
4/7/2006	W/H TAX DIV SLB	(18,397)	-	(18,397)	-	-	15,041,570	-	-	-
4/7/2006	TRANS TO 1FN06940 (1FN069)	(3,121,480)	-	-	-	(3,121,480)	11,920,090	-	-	-
4/10/2006	W/H TAX DIV MO	(222,705)	-	(222,705)	-	-	11,697,385	-	-	(222,705)
4/13/2006	CANCEL CHECK WIRE	120,000	-	120,000	-	-	11,817,385	-	-	-
4/13/2006	CHECK WIRE	(120,000,000)	-	(120,000,000)	-	-	(108,182,615)	-	-	(120,000,000)
4/13/2006	FIDELITY SPARTAN U S TREASURY MONEY MARKET	(1)	-	(1)	-	-	(108,182,616)	-	-	(1)
4/13/2006	CHECK WIRE	(120,000)	-	(120,000)	-	-	(108,302,616)	-	-	-
4/13/2006	TRANS FROM 1FN06940 (1FN069)	757,134	-	-	757,134	-	(107,545,482)	-	-	-
4/21/2006	FIDELITY SPARTAN U S TREASURY MONEY MARKET	(1)	-	(1)	-	-	(107,545,483)	-	-	(1)
4/21/2006	TRANS FROM 1FN06940 (1FN069)	27,818,065	-	-	27,818,065	-	(79,727,418)	-	-	-
4/25/2006	W/H TAX DIV GE	(343,909)	-	(343,909)	-	-	(80,071,327)	-	-	(343,909)
4/28/2006	CXL W/H TAX DIV SLB	18,397	-	18,397	-	-	(80,052,930)	-	-	-
4/28/2006	W/H TAX DIV MS	(36,688)	-	(36,688)	-	-	(80,089,618)	-	-	(36,688)
4/28/2006	FIDELITY SPARTAN U S TREASURY MONEY MARKET	(6)	-	(6)	-	-	(80,089,623)	-	-	(6)
4/28/2006	W/H TAX DIV MDT	(15,229)	-	(15,229)	-	-	(80,104,852)	-	-	(15,229)
5/1/2006	W/H TAX DIV T	(170,489)	-	(170,489)	-	-	(80,275,341)	-	-	(170,489)
5/1/2006	W/H TAX DIV VZ	(157,725)	-	(157,725)	-	-	(80,433,067)	-	-	(157,725)
5/1/2006	W/H TAX DIV JPM	(115,593)	-	(115,593)	-	-	(80,548,659)	-	-	(115,593)
5/4/2006	TRANS TO 1FN06940 (1FN069)	(68,586) ^[3]	-	-	-	-	(80,548,659)	-	-	-
5/5/2006	FIDELITY SPARTAN U S TREASURY MONEY MARKET	(10)	-	(10)	-	-	(80,548,670)	-	-	(10)
5/10/2006	FIDELITY SPARTAN U S TREASURY MONEY MARKET	(6)	-	(6)	-	-	(80,548,676)	-	-	(6)
5/10/2006	W/H TAX DIV AXP	(20,033)	-	(20,033)	-	-	(80,568,709)	-	-	(20,033)
5/10/2006	TRANS TO 1FN06940 (1FN069)	(10,342,130) ^[3]	-	-	-	-	(80,568,709)	-	-	-
5/15/2006	W/H TAX DIV ABT	(56,787)	-	(56,787)	-	-	(80,625,496)	-	-	(56,787)
5/15/2006	W/H TAX DIV PG	(129,881)	-	(129,881)	-	-	(80,755,377)	-	-	(129,881)
5/19/2006	TRANS TO 1FN06940 (1FN069)	(879,244) ^[3]	-	-	-	-	(80,755,377)	-	-	-
5/22/2006	W/H TAX DIV CAT	(21,782)	-	(21,782)	-	-	(80,777,159)	-	-	(21,782)
5/22/2006	W/H TAX DIV TXN	(6,115)	-	(6,115)	-	-	(80,783,274)	-	-	(6,115)
5/22/2006	TRANS FROM 1FN06940 (1FN069)	34,366,972	-	-	34,366,972	-	(46,416,302)	-	-	-
5/24/2006	W/H TAX DIV MER	(28,671)	-	(28,671)	-	-	(46,444,973)	-	-	(28,671)
5/25/2006	W/H TAX DIV GS	(19,816)	-	(19,816)	-	-	(46,464,789)	-	-	(19,816)
5/26/2006	W/H TAX DIV C	(310,717)	-	(310,717)	-	-	(46,775,505)	-	-	(310,717)
5/31/2006	W/H TAX DIV UPS	(52,296)	-	(52,296)	-	-	(46,827,801)	-	-	(52,296)
5/31/2006	FIDELITY SPARTAN U S TREASURY MONEY MARKET	(19)	-	(19)	-	-	(46,827,820)	-	-	(19)
6/1/2006	W/H TAX DIV INTC	(74,545)	-	(74,545)	-	-	(46,902,365)	-	-	(74,545)
6/1/2006	W/H TAX DIV WFC	(113,308)	-	(113,308)	-	-	(47,015,673)	-	-	(113,308)
6/2/2006	W/H TAX DIV BA	(30,965)	-	(30,965)	-	-	(47,046,637)	-	-	(30,965)
6/5/2006	W/H TAX DIV WMT	(53,787)	-	(53,787)	-	-	(47,100,424)	-	-	(53,787)
6/6/2006	W/H TAX DIV BMY	(73,454)	-	(73,454)	-	-	(47,173,878)	-	-	(73,454)
6/6/2006	W/H TAX DIV PFE	(225,698)	-	(225,698)	-	-	(47,399,576)	-	-	(225,698)
6/8/2006	W/H TAX DIV MSFT	(102,183)	-	(102,183)	-	-	(47,501,760)	-	-	(102,183)
6/9/2006	W/H TAX DIV XOM	(250,579)	-	(250,579)	-	-	(47,752,339)	-	-	(250,579)
6/12/2006	W/H TAX DIV MMM	(42,204)	-	(42,204)	-	-	(47,794,542)	-	-	(42,204)
6/12/2006	W/H TAX DIV IBM	(59,929)	-	(59,929)	-	-	(47,854,472)	-	-	(59,929)
6/12/2006	W/H TAX DIV UTX	(16,715)	-	(16,715)	-	-	(47,871,187)	-	-	(16,715)
6/13/2006	W/H TAX DIV JNJ	(141,921)	-	(141,921)	-	-	(48,013,108)	-	-	(141,921)

BLMIS ACCOUNT NO. 1FN012 - CITCO GLOBAL CUSTODY N V FBO FAIRFIELD SENTRY LTD

Column 1	Column 2	Column 3	Column 4	Column 5	Column 6	Column 7	Column 8	Column 9	Column 10	Column 11
Date	Transaction Description	Transaction Amount Reported in Customer Statement	Cash Deposits	Cash Withdrawals	Transfers of Principal In	Transfers of Principal Out	Balance of Principal	Preference Period Initial Transfers	Two Year Initial Transfers	Six Year Initial Transfers
6/15/2006	FIDELITY SPARTAN U S TREASURY MONEY MARKET	(11)	-	(11)	-	-	(48,013,120)	-	-	(11)
6/15/2006	W/H TAX DIV TWX	(28,678)	-	(28,678)	-	-	(48,041,798)	-	-	(28,678)
6/15/2006	TRANS FROM 1FN06940 (1FN069)	22,017,300	-	-	22,017,300	-	(26,024,498)	-	-	-
6/16/2006	TRANS FROM 1FN06940 (1FN069)	33,017,592	-	-	33,017,592	-	6,993,094	-	-	-
6/19/2006	TRANS FROM 1FN06940 (1FN069)	33,404,902	-	-	33,404,902	-	40,397,996	-	-	-
6/22/2006	W/H TAX DIV HD	(41,286)	-	(41,286)	-	-	40,356,710	-	-	(41,286)
6/23/2006	W/H TAX DIV BAC	(298,178)	-	(298,178)	-	-	40,058,531	-	-	(298,178)
6/30/2006	FIDELITY SPARTAN U S TREASURY MONEY MARKET	(98)	-	(98)	-	-	40,058,434	-	-	(98)
6/30/2006	W/H TAX DIV S	(9,461)	-	(9,461)	-	-	40,048,973	-	-	(9,461)
6/30/2006	W/H TAX DIV PEP	(61,973)	-	(61,973)	-	-	39,987,000	-	-	(61,973)
7/3/2006	W/H TAX DIV CVX	(149,089)	-	(149,089)	-	-	39,837,910	-	-	(149,089)
7/3/2006	W/H TAX DIV KO	(56,421)	-	(56,421)	-	-	39,781,489	-	-	(56,421)
7/3/2006	W/H TAX DIV MRK	(104,592)	-	(104,592)	-	-	39,676,898	-	-	(104,592)
7/3/2006	W/H TAX DIV AIG	(49,888)	-	(49,888)	-	-	39,627,010	-	-	(49,888)
7/5/2006	W/H TAX DIV HPQ	(29,103)	-	(29,103)	-	-	39,597,907	-	-	(29,103)
7/7/2006	W/H TAX DIV SLB	(20,052)	-	(20,052)	-	-	39,577,856	-	-	-
7/10/2006	W/H TAX DIV MO	(145,603)	-	(145,603)	-	-	39,432,253	-	-	(145,603)
7/14/2006	FIDELITY SPARTAN U S TREASURY MONEY MARKET	(29)	-	(29)	-	-	39,432,224	-	-	(29)
7/14/2006	TRANS TO 1FN06940 (1FN069)	(2,734,112)	-	-	-	(2,734,112)	36,698,112	-	-	-
7/21/2006	FIDELITY SPARTAN U S TREASURY MONEY MARKET	(2)	-	(2)	-	-	36,698,110	-	-	(2)
7/21/2006	TRANS FROM 1FN06940 (1FN069)	19,839,884	-	-	19,839,884	-	56,537,994	-	-	-
7/31/2006	FIDELITY SPARTAN U S TREASURY MONEY MARKET	(11)	-	(11)	-	-	56,537,984	-	-	(11)
7/31/2006	W/H TAX DIV MS	(15,451)	-	(15,451)	-	-	56,522,533	-	-	(15,451)
8/4/2006	CHECK WIRE	160,000,000	160,000,000	-	-	-	216,522,533	-	-	-
8/7/2006	CXL W/H TAX DIV SLB	20,052	-	20,052	-	-	216,542,584	-	-	-
8/15/2006	W/H TAX DIV ABT	(23,916)	-	(23,916)	-	-	216,518,669	-	-	(23,916)
8/15/2006	W/H TAX DIV PG	(96,795)	-	(96,795)	-	-	216,421,873	-	-	(96,795)
8/17/2006	FIDELITY SPARTAN U S TREASURY MONEY MARKET	(18)	-	(18)	-	-	216,421,855	-	-	(18)
8/17/2006	TRANS TO 1FN06940 (1FN069)	(38,509,970)	-	-	-	(38,509,970)	177,911,885	-	-	-
8/21/2006	W/H TAX DIV CAT	(10,014)	-	(10,014)	-	-	177,901,870	-	-	(10,014)
8/21/2006	W/H TAX DIV TXN	(4,414)	-	(4,414)	-	-	177,897,456	-	-	(4,414)
8/23/2006	W/H TAX DIV MER	(21,098)	-	(21,098)	-	-	177,876,359	-	-	(21,098)
8/24/2006	W/H TAX DIV GS	(14,768)	-	(14,768)	-	-	177,861,591	-	-	(14,768)
8/25/2006	W/H TAX DIV C	(229,768)	-	(229,768)	-	-	177,631,823	-	-	(229,768)
9/1/2006	W/H TAX DIV INTC	(55,221)	-	(55,221)	-	-	177,576,602	-	-	(55,221)
9/1/2006	W/H TAX DIV BA	(22,785)	-	(22,785)	-	-	177,553,817	-	-	(22,785)
9/1/2006	FIDELITY SPARTAN U S TREASURY MONEY MARKET	(6)	-	(6)	-	-	177,553,811	-	-	(6)
9/1/2006	W/H TAX DIV WFC	(89,791)	-	(89,791)	-	-	177,464,020	-	-	(89,791)
9/5/2006	W/H TAX DIV WMT	(39,579)	-	(39,579)	-	-	177,424,441	-	-	(39,579)
9/5/2006	W/H TAX DIV PFE	(166,343)	-	(166,343)	-	-	177,258,098	-	-	(166,343)
9/6/2006	W/H TAX DIV UPS	(38,482)	-	(38,482)	-	-	177,219,616	-	-	(38,482)
9/11/2006	W/H TAX DIV CVX	(109,707)	-	(109,707)	-	-	177,109,909	-	-	(109,707)
9/11/2006	W/H TAX DIV IBM	(43,039)	-	(43,039)	-	-	177,066,870	-	-	(43,039)
9/11/2006	W/H TAX DIV UTX	(24,600)	-	(24,600)	-	-	177,042,271	-	-	(24,600)
9/11/2006	W/H TAX DIV XOM	(182,107)	-	(182,107)	-	-	176,860,164	-	-	(182,107)
9/12/2006	W/H TAX DIV JNJ	(104,433)	-	(104,433)	-	-	176,755,731	-	-	(104,433)
9/12/2006	W/H TAX DIV MMM	(31,056)	-	(31,056)	-	-	176,724,676	-	-	(31,056)
9/14/2006	W/H TAX DIV MSFT	(74,861)	-	(74,861)	-	-	176,649,815	-	-	(74,861)
9/15/2006	W/H TAX DIV TWX	(22,541)	-	(22,541)	-	-	176,627,273	-	-	(22,541)
9/15/2006	FIDELITY SPARTAN U S TREASURY MONEY MARKET	(1)	-	(1)	-	-	176,627,273	-	-	(1)
9/15/2006	W/H TAX DIV AIG	(40,381)	-	(40,381)	-	-	176,586,892	-	-	(40,381)
9/15/2006	TRANS TO 1FN06940 (1FN069)	(24,585,620)	-	-	-	(24,585,620)	152,001,272	-	-	-
9/21/2006	W/H TAX DIV HD	(29,115)	-	(29,115)	-	-	151,972,157	-	-	(29,115)
9/22/2006	W/H TAX DIV BAC	(241,018)	-	(241,018)	-	-	151,731,139	-	-	(241,018)
9/26/2006	TRANS TO 1FN06940 (1FN069)	(9,592,330)	-	-	-	(9,592,330)	142,138,809	-	-	-
9/27/2006	FIDELITY SPARTAN U S TREASURY MONEY MARKET	(13)	-	(13)	-	-	142,138,796	-	-	(13)
9/27/2006	TRANS TO 1FN06940 (1FN069)	(4,950,880)	-	-	-	(4,950,880)	137,187,916	-	-	-
9/29/2006	W/H TAX DIV S	(7,081)	-	(7,081)	-	-	137,180,835	-	-	(7,081)
9/29/2006	W/H TAX DIV PEP	(46,672)	-	(46,672)	-	-	137,134,163	-	-	(46,672)
10/2/2006	W/H TAX DIV MRK	(76,964)	-	(76,964)	-	-	137,057,200	-	-	(76,964)
10/2/2006	W/H TAX DIV KO	(60,170)	-	(60,170)	-	-	136,997,029	-	-	(60,170)
10/4/2006	W/H TAX DIV HPQ	(20,929)	-	(20,929)	-	-	136,976,101	-	-	(20,929)
10/5/2006	CHECK WIRE	100,000,000	100,000,000	-	-	-	236,976,101	-	-	-
10/10/2006	W/H TAX DIV MO	(170,080)	-	(170,080)	-	-	236,806,021	-	-	(170,080)
10/17/2006	FIDELITY SPARTAN U S TREASURY MONEY MARKET	(19)	-	(19)	-	-	236,806,002	-	-	(19)
10/25/2006	W/H TAX DIV GE	(245,923)	-	(245,923)	-	-	236,560,079	-	-	(245,923)
10/26/2006	FIDELITY SPARTAN U S TREASURY MONEY MARKET	(6)	-	(6)	-	-	236,560,073	-	-	(6)

BLMIS ACCOUNT NO. 1FN012 - CITCO GLOBAL CUSTODY N V FBO FAIRFIELD SENTRY LTD

Column 1	Column 2	Column 3	Column 4	Column 5	Column 6	Column 7	Column 8	Column 9	Column 10	Column 11
Date	Transaction Description	Transaction Amount Reported in Customer Statement	Cash Deposits	Cash Withdrawals	Transfers of Principal In	Transfers of Principal Out	Balance of Principal	Preference Period Initial Transfers	Two Year Initial Transfers	Six Year Initial Transfers
10/26/2006	TRANS TO 1FN06940 (1FN069)	(3,616,086)	-	-	-	(3,616,086)	232,943,987	-	-	-
10/27/2006	FIDELITY SPARTAN U S TREASURY MONEY MARKET	(1)	-	(1)	-	-	232,943,986	-	-	(1)
10/27/2006	TRANS TO 1FN06940 (1FN069)	(778,700)	-	-	-	(778,700)	232,165,286	-	-	-
10/30/2006	FIDELITY SPARTAN U S TREASURY MONEY MARKET	(1)	-	(1)	-	-	232,165,285	-	-	(1)
10/30/2006	TRANS FROM 1FN06940 (1FN069)	933,300	-	-	933,300	-	233,098,585	-	-	-
10/31/2006	FIDELITY SPARTAN U S TREASURY MONEY MARKET	(0)	-	(0)	-	-	233,098,585	-	-	(0)
11/20/2006	FIDELITY SPARTAN U S TREASURY MONEY MARKET	(8)	-	(8)	-	-	233,098,576	-	-	(8)
11/20/2006	W/H TAX DIV TXN	(8,471)	-	(8,471)	-	-	233,090,106	-	-	(8,471)
11/20/2006	TRANS TO 1FN06940 (1FN069)	(15,321,987)	-	-	-	(15,321,987)	217,768,119	-	-	-
11/22/2006	W/H TAX DIV C	(323,506)	-	(323,506)	-	-	217,444,613	-	-	(323,506)
11/22/2006	W/H TAX DIV MER	(31,142)	-	(31,142)	-	-	217,413,471	-	-	(31,142)
11/27/2006	FIDELITY SPARTAN U S TREASURY MONEY MARKET	(3)	-	(3)	-	-	217,413,468	-	-	(3)
11/30/2006	FIDELITY SPARTAN U S TREASURY MONEY MARKET	(2)	-	(2)	-	-	217,413,465	-	-	(2)
11/30/2006	TRANS FROM 1FN06940 (1FN069)	4,080	-	-	4,080	-	217,417,545	-	-	-
12/26/2006	TRANS TO 1FN06940 (1FN069)	(17,335,418)	-	-	-	(17,335,418)	200,082,127	-	-	-
12/27/2006	TRANS TO 1FN06940 (1FN069)	(8,941,332)	-	-	-	(8,941,332)	191,140,795	-	-	-
12/28/2006	TRANS TO 1FN06940 (1FN069)	(4,950,288)	-	-	-	(4,950,288)	186,190,507	-	-	-
1/2/2007	W/H TAX DIV PEP	(68,093)	-	(68,093)	-	-	186,122,414	-	(68,093)	(68,093)
1/2/2007	W/H TAX DIV WMT	(56,276)	-	(56,276)	-	-	186,066,138	-	(56,276)	(56,276)
1/2/2007	W/H TAX DIV MRK	(111,672)	-	(111,672)	-	-	185,954,466	-	(111,672)	(111,672)
1/3/2007	W/H TAX DIV MCD	(161,940)	-	(161,940)	-	-	185,792,526	-	(161,940)	(161,940)
1/3/2007	W/H TAX DIV BA	(33,634)	-	(33,634)	-	-	185,758,892	-	(33,634)	(33,634)
1/3/2007	W/H TAX DIV XOM	(256,348)	-	(256,348)	-	-	185,502,544	-	(256,348)	(256,348)
1/3/2007	W/H TAX DIV TGT	(13,453)	-	(13,453)	-	-	185,489,090	-	(13,453)	(13,453)
1/3/2007	W/H TAX DIV UTX	(36,312)	-	(36,312)	-	-	185,452,779	-	(36,312)	(36,312)
1/3/2007	W/H TAX DIV INTX	(77,617)	-	(77,617)	-	-	185,375,161	-	(77,617)	(77,617)
1/3/2007	W/H TAX DIV EXC	(34,879)	-	(34,879)	-	-	185,340,282	-	(34,879)	(34,879)
1/3/2007	W/H TAX DIV PFE	(237,261)	-	(237,261)	-	-	185,103,021	-	(237,261)	(237,261)
1/3/2007	FIDELITY SPARTAN U S TREASURY MONEY MARKET	(2)	-	(2)	-	-	185,103,019	-	(2)	(2)
1/3/2007	W/H TAX DIV TWX	(30,516)	-	(30,516)	-	-	185,072,503	-	(30,516)	(30,516)
1/3/2007	W/H TAX DIV S	(10,088)	-	(10,088)	-	-	185,062,415	-	(10,088)	(10,088)
1/3/2007	W/H TAX DIV HPQ	(29,922)	-	(29,922)	-	-	185,032,493	-	(29,922)	(29,922)
1/3/2007	FIDELITY SPARTAN U S TREASURY MONEY MARKET	(5)	-	(5)	-	-	185,032,488	-	(5)	(5)
1/3/2007	W/H TAX DIV WB	(148,207)	-	(148,207)	-	-	184,884,281	-	(148,207)	(148,207)
1/3/2007	W/H TAX DIV KO	(86,000)	-	(86,000)	-	-	184,798,281	-	(86,000)	(86,000)
1/3/2007	W/H TAX DIV IBM	(60,947)	-	(60,947)	-	-	184,737,334	-	(60,947)	(60,947)
1/3/2007	W/H TAX DIV BAC	(345,930)	-	(345,930)	-	-	184,391,404	-	(345,930)	(345,930)
1/3/2007	W/H TAX DIV WFC	(126,643)	-	(126,643)	-	-	184,264,761	-	(126,643)	(126,643)
1/3/2007	W/H TAX DIV MSFT	(116,234)	-	(116,234)	-	-	184,148,528	-	(116,234)	(116,234)
1/3/2007	W/H TAX DIV MMM	(45,841)	-	(45,841)	-	-	184,102,686	-	(45,841)	(45,841)
1/3/2007	W/H TAX DIV JNJ	(149,483)	-	(149,483)	-	-	183,953,203	-	(149,483)	(149,483)
1/3/2007	W/H TAX DIV HD	(62,419)	-	(62,419)	-	-	183,890,784	-	(62,419)	(62,419)
1/3/2007	W/H TAX DIV AIG	(58,258)	-	(58,258)	-	-	183,832,527	-	(58,258)	(58,258)
1/3/2007	W/H TAX DIV CVX	(155,462)	-	(155,462)	-	-	183,677,065	-	(155,462)	(155,462)
1/4/2007	W/H TAX DIV UPS	(56,803)	-	(56,803)	-	-	183,620,261	-	(56,803)	(56,803)
1/10/2007	W/H TAX DIV MO	(67,055)	-	(67,055)	-	-	183,553,206	-	(67,055)	(67,055)
1/12/2007	W/H TAX DIV DIS	(88,585)	-	(88,585)	-	-	183,464,621	-	(88,585)	(88,585)
1/25/2007	W/H TAX DIV GE	(227,936)	-	(227,936)	-	-	183,236,685	-	(227,936)	(227,936)
1/29/2007	FIDELITY SPARTAN U S TREASURY MONEY MARKET	(38)	-	(38)	-	-	183,236,647	-	(38)	(38)
1/31/2007	FIDELITY SPARTAN U S TREASURY MONEY MARKET	(1)	-	(1)	-	-	183,236,646	-	(1)	(1)
2/6/2007	FIDELITY SPARTAN U S TREASURY MONEY MARKET	(4)	-	(4)	-	-	183,236,642	-	(4)	(4)
2/12/2007	CHECK WIRE	175,000,000	175,000,000	-	-	-	358,236,642	-	-	-
2/13/2007	FIDELITY SPARTAN U S TREASURY MONEY MARKET	(2)	-	(2)	-	-	358,236,641	-	(2)	(2)
2/16/2007	FIDELITY SPARTAN U S TREASURY MONEY MARKET	(2)	-	(2)	-	-	358,236,639	-	(2)	(2)
2/16/2007	TRANS TO 1FN06940 (1FN069)	(1,917,300)	-	-	-	(1,917,300)	356,319,339	-	-	-
2/20/2007	FIDELITY SPARTAN U S TREASURY MONEY MARKET	(7)	-	(7)	-	-	356,319,332	-	(7)	(7)
2/20/2007	TRANS TO 1FN06940 (1FN069)	(1,395,070)	-	-	-	(1,395,070)	354,924,262	-	-	-
2/22/2007	FIDELITY SPARTAN U S TREASURY MONEY MARKET	(2)	-	(2)	-	-	354,924,261	-	(2)	(2)
2/22/2007	TRANS TO 1FN06940 (1FN069)	(2,281,635)	-	-	-	(2,281,635)	352,642,626	-	-	-
2/23/2007	FIDELITY SPARTAN U S TREASURY MONEY MARKET	(2)	-	(2)	-	-	352,642,624	-	(2)	(2)
2/23/2007	TRANS TO 1FN06940 (1FN069)	(1,008,928)	-	-	-	(1,008,928)	351,633,696	-	-	-
2/28/2007	FIDELITY SPARTAN U S TREASURY MONEY MARKET	(1)	-	(1)	-	-	351,633,695	-	(1)	(1)
3/1/2007	W/H TAX DIV COP	(52,547)	-	(52,547)	-	-	351,581,148	-	(52,547)	(52,547)
3/6/2007	W/H TAX DIV UPS	(34,830)	-	(34,830)	-	-	351,546,318	-	(34,830)	(34,830)
3/9/2007	FIDELITY SPARTAN U S TREASURY MONEY MARKET	(2)	-	(2)	-	-	351,546,316	-	(2)	(2)
3/9/2007	TRANS FROM 1FN06940 (1FN069)	92,721,384	-	-	92,721,384	-	444,267,700	-	-	-
3/12/2007	W/H TAX DIV UTX	(11,976)	-	(11,976)	-	-	444,255,724	-	(11,976)	(11,976)

BLMIS ACCOUNT NO. 1FN012 - CITCO GLOBAL CUSTODY N V FBO FAIRFIELD SENTRY LTD

Column 1	Column 2	Column 3	Column 4	Column 5	Column 6	Column 7	Column 8	Column 9	Column 10	Column 11
Date	Transaction Description	Transaction Amount Reported in Customer Statement	Cash Deposits	Cash Withdrawals	Transfers of Principal In	Transfers of Principal Out	Balance of Principal	Preference Period Initial Transfers	Two Year Initial Transfers	Six Year Initial Transfers
3/12/2007	W/H TAX DIV MMM	(43,124)	-	(43,124)	-	-	444,212,600	-	(43,124)	(43,124)
3/12/2007	W/H TAX DIV CVX	(49,138)	-	(49,138)	-	-	444,163,462	-	(49,138)	(49,138)
3/12/2007	W/H TAX DIV TGT	(8,142)	-	(8,142)	-	-	444,155,320	-	(8,142)	(8,142)
3/12/2007	TRANS FROM 1FN06940 (1FN069)	22,235,796	-	-	22,235,796	-	466,391,116	-	-	-
3/13/2007	W/H TAX DIV JNJ	(130,551)	-	(130,551)	-	-	466,260,565	-	(130,551)	(130,551)
3/15/2007	W/H TAX DIV TWX	(25,942)	-	(25,942)	-	-	466,234,623	-	(25,942)	(25,942)
3/15/2007	W/H TAX DIV WB	(125,778)	-	(125,778)	-	-	466,108,845	-	(125,778)	(125,778)
3/16/2007	W/H TAX DIV AIG	(50,031)	-	(50,031)	-	-	466,058,815	-	(50,031)	(50,031)
3/19/2007	TRANS FROM 1FN06940 (1FN069)	17,581,608	-	-	17,581,608	-	483,640,423	-	-	-
3/20/2007	FIDELITY SPARTAN U S TREASURY MONEY MARKET	(29)	-	(29)	-	-	483,640,394	-	(29)	(29)
3/20/2007	TRANS TO 1FN06940 (1FN069)	(12,165,052)	-	-	-	(12,165,052)	471,475,342	-	-	-
3/22/2007	W/H TAX DIV HD	(55,589)	-	(55,589)	-	-	471,419,752	-	(55,589)	(55,589)
3/23/2007	W/H TAX DIV BAC	(295,579)	-	(295,579)	-	-	471,124,173	-	(295,579)	(295,579)
3/26/2007	TRANS TO 1FN06940 (1FN069)	(31,851,227)	-	-	-	(31,851,227)	439,272,946	-	-	-
3/27/2007	TRANS FROM 1FN06940 (1FN069)	3,716,001	-	-	3,716,001	-	442,988,947	-	-	-
3/28/2007	FIDELITY SPARTAN U S TREASURY MONEY MARKET	(11)	-	(11)	-	-	442,988,936	-	(11)	(11)
3/28/2007	TRANS FROM 1FN06940 (1FN069)	3,516,480	-	-	3,516,480	-	446,505,416	-	-	-
3/30/2007	FIDELITY SPARTAN U S TREASURY MONEY MARKET	(7)	-	(7)	-	-	446,505,409	-	(7)	(7)
3/30/2007	W/H TAX DIV S	(9,950)	-	(9,950)	-	-	446,495,459	-	(9,950)	(9,950)
3/30/2007	W/H TAX DIV PEP	(67,929)	-	(67,929)	-	-	446,427,530	-	(67,929)	(67,929)
4/2/2007	W/H TAX DIV KO	(97,522)	-	(97,522)	-	-	446,330,009	-	(97,522)	(97,522)
4/2/2007	W/H TAX DIV WMT	(75,375)	-	(75,375)	-	-	446,254,634	-	(75,375)	(75,375)
4/2/2007	W/H TAX DIV MRK	(116,412)	-	(116,412)	-	-	446,138,222	-	(116,412)	(116,412)
4/4/2007	W/H TAX DIV HPQ	(30,901)	-	(30,901)	-	-	446,107,321	-	(30,901)	(30,901)
4/10/2007	W/H TAX DIV MO	(252,003)	-	(252,003)	-	-	445,855,318	-	(252,003)	(252,003)
4/19/2007	FIDELITY SPARTAN U S TREASURY MONEY MARKET	(22)	-	(22)	-	-	445,855,296	-	(22)	(22)
4/19/2007	TRANS TO 1FN06940 (1FN069)	(1,128,240)	-	-	-	(1,128,240)	444,727,056	-	-	-
4/20/2007	FIDELITY SPARTAN U S TREASURY MONEY MARKET	(1)	-	(1)	-	-	444,727,055	-	(1)	(1)
4/20/2007	TRANS TO 1FN06940 (1FN069)	(1,334,235)	-	-	-	(1,334,235)	443,392,820	-	-	-
4/25/2007	W/H TAX DIV GE	(342,746)	-	(342,746)	-	-	443,050,075	-	(342,746)	(342,746)
4/25/2007	TRANS FROM 1FN06940 (1FN069)	11,421,944	-	-	11,421,944	-	454,472,019	-	-	-
4/30/2007	FIDELITY SPARTAN U S TREASURY MONEY MARKET	(14)	-	(14)	-	-	454,472,005	-	(14)	(14)
5/3/2007	CHECK WIRE	100,000,000	100,000,000	-	-	-	554,472,005	-	-	-
5/4/2007	W/H TAX DIV CVS	(9,004)	-	(9,004)	-	-	554,463,001	-	(9,004)	(9,004)
5/15/2007	W/H TAX DIV PG	(159,536)	-	(159,536)	-	-	554,303,465	-	(159,536)	(159,536)
5/21/2007	FIDELITY SPARTAN U S TREASURY MONEY MARKET	(25)	-	(25)	-	-	554,303,439	-	(25)	(25)
5/21/2007	TRANS TO 1FN06940 (1FN069)	(37,493,232)	-	-	-	(37,493,232)	516,810,207	-	-	-
5/23/2007	W/H TAX DIV MER	(42,230)	-	(42,230)	-	-	516,767,977	-	(42,230)	(42,230)
5/24/2007	W/H TAX DIV GS	(12,359)	-	(12,359)	-	-	516,755,619	-	(12,359)	(12,359)
5/25/2007	W/H TAX DIV C	(376,452)	-	(376,452)	-	-	516,379,167	-	(376,452)	(376,452)
5/31/2007	FIDELITY SPARTAN U S TREASURY MONEY MARKET	(1)	-	(1)	-	-	516,379,166	-	(1)	(1)
6/1/2007	W/H TAX DIV INTC	(93,510)	-	(93,510)	-	-	516,285,657	-	(93,510)	(93,510)
6/1/2007	W/H TAX DIV BA	(38,982)	-	(38,982)	-	-	516,246,674	-	(38,982)	(38,982)
6/1/2007	W/H TAX DIV WFC	(135,137)	-	(135,137)	-	-	516,111,538	-	(135,137)	(135,137)
6/1/2007	W/H TAX DIV COP	(97,062)	-	(97,062)	-	-	516,014,476	-	(97,062)	(97,062)
6/4/2007	W/H TAX DIV WMT	(76,685)	-	(76,685)	-	-	515,937,791	-	(76,685)	(76,685)
6/5/2007	W/H TAX DIV PFE	(295,477)	-	(295,477)	-	-	515,642,314	-	(295,477)	(295,477)
6/5/2007	W/H TAX DIV UPS	(61,938)	-	(61,938)	-	-	515,580,377	-	(61,938)	(61,938)
6/6/2007	W/H TAX DIV TYC	(28,566)	-	(28,566)	-	-	515,551,811	-	-	-
6/7/2007	CHECK WIRE	100,000,000	100,000,000	-	-	-	615,551,811	-	-	-
6/11/2007	W/H TAX DIV UTX	(39,080)	-	(39,080)	-	-	615,512,731	-	(39,080)	(39,080)
6/11/2007	W/H TAX DIV IBM	(85,801)	-	(85,801)	-	-	615,426,930	-	(85,801)	(85,801)
6/11/2007	W/H TAX DIV CVX	(178,841)	-	(178,841)	-	-	615,248,089	-	(178,841)	(178,841)
6/11/2007	W/H TAX DIV XOM	(284,624)	-	(284,624)	-	-	614,963,465	-	(284,624)	(284,624)
6/12/2007	W/H TAX DIV MMM	(51,481)	-	(51,481)	-	-	614,911,984	-	(51,481)	(51,481)
6/12/2007	W/H TAX DIV JNJ	(170,761)	-	(170,761)	-	-	614,741,223	-	(170,761)	(170,761)
6/14/2007	W/H TAX DIV MSFT	(124,222)	-	(124,222)	-	-	614,617,002	-	(124,222)	(124,222)
6/15/2007	FIDELITY SPARTAN U S TREASURY MONEY MARKET	(12)	-	(12)	-	-	614,616,990	-	(12)	(12)
6/15/2007	W/H TAX DIV AIG	(61,938)	-	(61,938)	-	-	614,555,052	-	(61,938)	(61,938)
6/15/2007	W/H TAX DIV TWX	(30,458)	-	(30,458)	-	-	614,524,594	-	(30,458)	(30,458)
6/15/2007	W/H TAX DIV WB	(150,152)	-	(150,152)	-	-	614,374,442	-	(150,152)	(150,152)
6/15/2007	TRANS TO 1FN06940 (1FN069)	(4,647,552)	-	-	-	(4,647,552)	609,726,890	-	-	-
6/21/2007	W/H TAX DIV HD	(66,362)	-	(66,362)	-	-	609,660,528	-	(66,362)	(66,362)
6/21/2007	TRANS TO 1FN06940 (1FN069)	(14,977,242)	-	-	-	(14,977,242)	594,683,286	-	-	-
6/21/2007	TRANS FROM 1FN06940 (1FN069)	14,977,242	-	-	-	-	594,683,286	-	-	-
6/21/2007	CXL TRANS FR 1FN06940 (1FN069)	(14,977,242)	-	-	-	-	594,683,286	-	-	-
6/22/2007	W/H TAX DIV BAC	(360,364)	-	(360,364)	-	-	594,322,922	-	(360,364)	(360,364)

BLMIS ACCOUNT NO. 1FN012 - CITCO GLOBAL CUSTODY N V FBO FAIRFIELD SENTRY LTD

Column 1	Column 2	Column 3	Column 4	Column 5	Column 6	Column 7	Column 8	Column 9	Column 10	Column 11
Date	Transaction Description	Transaction Amount Reported in Customer Statement	Cash Deposits	Cash Withdrawals	Transfers of Principal In	Transfers of Principal Out	Balance of Principal	Preference Period Initial Transfers	Two Year Initial Transfers	Six Year Initial Transfers
6/22/2007	TRANS TO 1FN06940 (1FN069)	(10,313,424)	-	-	-	(10,313,424)	584,009,498	-	-	-
6/25/2007	TRANS TO 1FN06940 (1FN069)	(13,833,270)	-	-	-	(13,833,270)	570,176,228	-	-	-
6/29/2007	W/H TAX DIV S	(10,390)	-	(10,390)	-	-	570,165,838	-	(10,390)	(10,390)
6/29/2007	FIDELITY SPARTAN U S TREASURY MONEY MARKET	(22)	-	(22)	-	-	570,165,817	-	(22)	(22)
6/29/2007	W/H TAX DIV PEP	(88,776)	-	(88,776)	-	-	570,077,041	-	(88,776)	(88,776)
7/2/2007	W/H TAX DIV KO	(97,320)	-	(97,320)	-	-	569,979,720	-	(97,320)	(97,320)
7/2/2007	W/H TAX DIV MRK	(117,172)	-	(117,172)	-	-	569,862,549	-	(117,172)	(117,172)
7/5/2007	W/H TAX DIV HPQ	(31,103)	-	(31,103)	-	-	569,831,446	-	(31,103)	(31,103)
7/10/2007	W/H TAX DIV MO	(206,356)	-	(206,356)	-	-	569,625,089	-	(206,356)	(206,356)
7/17/2007	CXL W/H TAX DIV TYC	28,566	-	28,566	-	-	569,653,655	-	-	-
7/17/2007	FIDELITY SPARTAN U S TREASURY MONEY MARKET	(7)	-	(7)	-	-	569,653,649	-	(7)	(7)
8/6/2007	CHECK WIRE	100,000,000	100,000,000	-	-	-	669,653,649	-	-	-
8/6/2007	FIDELITY SPARTAN U S TREASURY MONEY MARKET	(42)	-	(42)	-	-	669,653,607	-	(42)	(42)
8/6/2007	TRANS TO 1FN06940 (1FN069)	(5,453,034)	-	-	-	(5,453,034)	664,200,573	-	-	-
8/21/2007	TRANS FROM 1FN06940 (1FN069)	45,035,873	-	-	45,035,873	-	709,236,446	-	-	-
8/24/2007	W/H TAX DIV C	(166,027)	-	(166,027)	-	-	709,070,418	-	(166,027)	(166,027)
9/4/2007	W/H TAX DIV INTC	(41,115)	-	(41,115)	-	-	709,029,303	-	(41,115)	(41,115)
9/4/2007	W/H TAX DIV WFC	(64,740)	-	(64,740)	-	-	708,964,563	-	(64,740)	(64,740)
9/4/2007	W/H TAX DIV WMT	(33,182)	-	(33,182)	-	-	708,931,380	-	(33,182)	(33,182)
9/5/2007	W/H TAX DIV PFE	(127,856)	-	(127,856)	-	-	708,803,524	-	(127,856)	(127,856)
9/6/2007	CHECK WIRE	(65,000,000)	-	(65,000,000)	-	-	643,803,524	-	(65,000,000)	(65,000,000)
9/6/2007	FIDELITY SPARTAN U S TREASURY MONEY MARKET	(29)	-	(29)	-	-	643,803,495	-	(29)	(29)
9/7/2007	W/H TAX DIV BA	(16,243)	-	(16,243)	-	-	643,787,252	-	(16,243)	(16,243)
9/10/2007	W/H TAX DIV UTX	(20,420)	-	(20,420)	-	-	643,766,832	-	(20,420)	(20,420)
9/10/2007	W/H TAX DIV IBM	(34,807)	-	(34,807)	-	-	643,732,026	-	(34,807)	(34,807)
9/10/2007	W/H TAX DIV CVX	(77,387)	-	(77,387)	-	-	643,654,639	-	(77,387)	(77,387)
9/10/2007	W/H TAX DIV XOM	(123,853)	-	(123,853)	-	-	643,530,786	-	(123,853)	(123,853)
9/13/2007	W/H TAX DIV MSFT	(52,790)	-	(52,790)	-	-	643,477,996	-	(52,790)	(52,790)
9/14/2007	FIDELITY SPARTAN U S TREASURY MONEY MARKET	(5)	-	(5)	-	-	643,477,990	-	(5)	(5)
9/14/2007	TRANS FROM 1FN06940 (1FN069)	4,242,624	-	-	4,242,624	-	647,720,614	-	-	-
9/17/2007	TRANS TO 1FN06940 (1FN069)	(2,942,534)	-	-	-	(2,942,534)	644,778,080	-	-	-
9/18/2007	FIDELITY SPARTAN U S TREASURY MONEY MARKET	(0)	-	(0)	-	-	644,778,080	-	(0)	(0)
9/18/2007	TRANS FROM 1FN06940 (1FN069)	3,268,762	-	-	3,268,762	-	648,046,842	-	-	-
9/24/2007	TRANS TO 1FN06940 (1FN069)	(42,476,389)	-	-	-	(42,476,389)	605,570,453	-	-	-
9/25/2007	TRANS TO 1FN06940 (1FN069)	(30,404,772)	-	-	-	(30,404,772)	575,165,681	-	-	-
9/26/2007	FIDELITY SPARTAN U S TREASURY MONEY MARKET	(18)	-	(18)	-	-	575,165,663	-	(18)	(18)
9/26/2007	TRANS TO 1FN06940 (1FN069)	(28,915,450)	-	-	-	(28,915,450)	546,250,213	-	-	-
10/1/2007	W/H TAX DIV KO	(39,858)	-	(39,858)	-	-	546,210,354	-	(39,858)	(39,858)
10/10/2007	W/H TAX DIV MO	(92,110)	-	(92,110)	-	-	546,118,245	-	(92,110)	(92,110)
10/25/2007	W/H TAX DIV GE	(243,244)	-	(243,244)	-	-	545,875,001	-	(243,244)	(243,244)
10/31/2007	FIDELITY SPARTAN U S TREASURY MONEY MARKET	(85)	-	(85)	-	-	545,874,916	-	(85)	(85)
10/31/2007	TRANS FROM 1FN06940 (1FN069)	470,972	-	-	470,972	-	546,345,888	-	-	-
11/7/2007	FIDELITY SPARTAN U S TREASURY MONEY MARKET	(15)	-	(15)	-	-	546,345,874	-	(15)	(15)
11/7/2007	TRANS TO 1FN06940 (1FN069)	(6,333,334)	-	-	-	(6,333,334)	540,012,540	-	-	-
11/8/2007	TRANS FROM 1FN06940 (1FN069)	21,057,406	-	-	21,057,406	-	561,069,946	-	-	-
11/13/2007	FIDELITY SPARTAN U S TREASURY MONEY MARKET	(12)	-	(12)	-	-	561,069,933	-	(12)	(12)
11/15/2007	FIDELITY SPARTAN U S TREASURY MONEY MARKET	(4)	-	(4)	-	-	561,069,929	-	(4)	(4)
11/15/2007	TRANS TO 1FN06940 (1FN069)	(5,374,844)	-	-	-	(5,374,844)	555,695,085	-	-	-
11/21/2007	W/H TAX DIV C	(110,431)	-	(110,431)	-	-	555,584,655	-	(110,431)	(110,431)
11/21/2007	FIDELITY SPARTAN U S TREASURY MONEY MARKET	(1)	-	(1)	-	-	555,584,654	-	(1)	(1)
11/21/2007	W/H TAX DIV MER	(13,014)	-	(13,014)	-	-	555,571,640	-	(13,014)	(13,014)
11/21/2007	TRANS FROM 1FN06940 (1FN069)	5,214,610	-	-	5,214,610	-	560,786,250	-	-	-
11/29/2007	TRANS TO 1FN06940 (1FN069)	(24,491,805)	-	-	-	(24,491,805)	536,294,445	-	-	-
11/30/2007	FIDELITY SPARTAN U S TREASURY MONEY MARKET	(4)	-	(4)	-	-	536,294,441	-	(4)	(4)
11/30/2007	TRANS FROM 1FN06940 (1FN069)	79,064,709	-	-	79,064,709	-	615,359,150	-	-	-
12/3/2007	W/H TAX DIV COP	(27,440)	-	(27,440)	-	-	615,331,710	-	(27,440)	(27,440)
12/3/2007	W/H TAX DIV MCD	(107,681)	-	(107,681)	-	-	615,224,029	-	(107,681)	(107,681)
12/10/2007	W/H TAX DIV EXC	(17,008)	-	(17,008)	-	-	615,207,021	-	(17,008)	(17,008)
12/10/2007	W/H TAX DIV UTX	(19,438)	-	(19,438)	-	-	615,187,583	-	(19,438)	(19,438)
12/10/2007	W/H TAX DIV CVX	(73,665)	-	(73,665)	-	-	615,113,918	-	(73,665)	(73,665)
12/11/2007	W/H TAX DIV JNJ	(139,301)	-	(139,301)	-	-	614,974,617	-	(139,301)	(139,301)
12/11/2007	FIDELITY SPARTAN U S TREASURY MONEY MARKET	(13)	-	(13)	-	-	614,974,604	-	(13)	(13)
12/11/2007	TRANS TO 1FN06940 (1FN069)	(1,702,722)	-	-	-	(1,702,722)	613,271,882	-	-	-
12/11/2007	TRANS TO 1FN06940 (1FN069)	1,702,722	-	-	-	-	613,271,882	-	-	-
12/11/2007	CANCEL TRANS TO 1FN06940 (1FN069)	(1,702,722)	-	-	-	-	613,271,882	-	-	-
12/12/2007	W/H TAX DIV MMM	(41,579)	-	(41,579)	-	-	613,230,303	-	(41,579)	(41,579)
12/13/2007	W/H TAX DIV MSFT	(53,454)	-	(53,454)	-	-	613,176,849	-	(53,454)	(53,454)

BLMIS ACCOUNT NO. 1FN012 - CITCO GLOBAL CUSTODY N V FBO FAIRFIELD SENTRY LTD

Column 1	Column 2	Column 3	Column 4	Column 5	Column 6	Column 7	Column 8	Column 9	Column 10	Column 11
Date	Transaction Description	Transaction Amount Reported in Customer Statement	Cash Deposits	Cash Withdrawals	Transfers of Principal In	Transfers of Principal Out	Balance of Principal	Preference Period Initial Transfers	Two Year Initial Transfers	Six Year Initial Transfers
12/20/2007	FIDELITY SPARTAN U S TREASURY MONEY MARKET	(1)	-	(1)	-	-	613,176,848	-	(1)	(1)
12/20/2007	TRANS FROM 1FN06940 (1FN069)	12,326,748	-	-	12,326,748	-	625,503,596	-	-	-
12/31/2007	FIDELITY SPARTAN U S TREASURY MONEY MARKET	(20)	-	(20)	-	-	625,503,576	-	(20)	(20)
1/2/2008	W/H TAX DIV HPQ	(8,058)	-	(8,058)	-	-	625,495,518	-	(8,058)	(8,058)
1/2/2008	W/H TAX DIV WMT	(20,577)	-	(20,577)	-	-	625,474,941	-	(20,577)	(20,577)
1/3/2008	W/H TAX DIV UPS	(25,512)	-	(25,512)	-	-	625,449,429	-	(25,512)	(25,512)
1/28/2008	FIDELITY SPARTAN U S TREASURY MONEY MARKET	(15)	-	(15)	-	-	625,449,414	-	(15)	(15)
1/28/2008	TRANS TO 1FN06940 (1FN069)	(7,077,370)	-	-	-	(7,077,370)	618,372,044	-	-	-
2/20/2008	FIDELITY SPARTAN U S TREASURY MONEY MARKET	(3)	-	(3)	-	-	618,372,041	-	(3)	(3)
2/20/2008	TRANS TO 1FN06940 (1FN069)	(32,855,870)	-	-	-	(32,855,870)	585,516,171	-	-	-
2/21/2008	TRANS FROM 1FN06940 (1FN069)	7,217,980	-	-	7,217,980	-	592,734,151	-	-	-
2/22/2008	W/H TAX DIV C	(121,487)	-	(121,487)	-	-	592,612,664	-	(121,487)	(121,487)
2/28/2008	W/H TAX DIV GS	(9,843)	-	(9,843)	-	-	592,602,822	-	(9,843)	(9,843)
3/3/2008	W/H TAX DIV WFC	(80,640)	-	(80,640)	-	-	592,522,182	-	(80,640)	(80,640)
3/3/2008	W/H TAX DIV INTC	(56,472)	-	(56,472)	-	-	592,465,709	-	(56,472)	(56,472)
3/3/2008	W/H TAX DIV COP	(56,174)	-	(56,174)	-	-	592,409,536	-	(56,174)	(56,174)
3/4/2008	W/H TAX DIV PFE	(161,983)	-	(161,983)	-	-	592,247,553	-	(161,983)	(161,983)
3/4/2008	W/H TAX DIV UPS	(34,801)	-	(34,801)	-	-	592,212,752	-	(34,801)	(34,801)
3/5/2008	W/H TAX DIV MER	(22,146)	-	(22,146)	-	-	592,190,606	-	(22,146)	(22,146)
3/7/2008	W/H TAX DIV BA	(22,498)	-	(22,498)	-	-	592,168,108	-	(22,498)	(22,498)
3/10/2008	W/H TAX DIV XOM	(147,641)	-	(147,641)	-	-	592,020,468	-	(147,641)	(147,641)
3/10/2008	W/H TAX DIV EXC	(24,607)	-	(24,607)	-	-	591,995,861	-	(24,607)	(24,607)
3/10/2008	W/H TAX DIV CVX	(93,787)	-	(93,787)	-	-	591,902,074	-	(93,787)	(93,787)
3/10/2008	W/H TAX DIV UTX	(24,747)	-	(24,747)	-	-	591,877,327	-	(24,747)	(24,747)
3/10/2008	W/H TAX DIV IBM	(42,183)	-	(42,183)	-	-	591,835,144	-	(42,183)	(42,183)
3/11/2008	W/H TAX DIV JNJ	(90,447)	-	(90,447)	-	-	591,744,696	-	(90,447)	(90,447)
3/12/2008	W/H TAX DIV MMM	(28,122)	-	(28,122)	-	-	591,716,574	-	(28,122)	(28,122)
3/13/2008	CHECK WIRE	60,000,000	60,000,000	-	-	-	651,716,574	-	-	-
3/13/2008	W/H TAX DIV MSFT	(67,282)	-	(67,282)	-	-	651,649,292	-	(67,282)	(67,282)
3/17/2008	W/H TAX DIV MCD	(34,274)	-	(34,274)	-	-	651,615,019	-	(34,274)	(34,274)
3/17/2008	W/H TAX DIV WB	(98,989)	-	(98,989)	-	-	651,516,029	-	(98,989)	(98,989)
3/17/2008	FIDELITY SPARTAN U S TREASURY MONEY MARKET	(13)	-	(13)	-	-	651,516,016	-	(13)	(13)
3/17/2008	W/H TAX DIV TWX	(17,137)	-	(17,137)	-	-	651,498,879	-	(17,137)	(17,137)
3/17/2008	TRANS FROM 1FN06940 (1FN069)	29,246,880	-	-	29,246,880	-	680,745,759	-	-	-
3/19/2008	FIDELITY SPARTAN U S TREASURY MONEY MARKET	(0)	-	(0)	-	-	680,745,759	-	(0)	(0)
3/24/2008	W/H TAX DIV AIG	(39,371)	-	(39,371)	-	-	680,706,388	-	(39,371)	(39,371)
3/27/2008	W/H TAX DIV HD	(28,474)	-	(28,474)	-	-	680,677,914	-	(28,474)	(28,474)
3/28/2008	W/H TAX DIV BAC	(215,977)	-	(215,977)	-	-	680,461,938	-	(215,977)	(215,977)
3/31/2008	W/H TAX DIV PEP	(44,819)	-	(44,819)	-	-	680,417,118	-	(44,819)	(44,819)
4/1/2008	W/H TAX DIV KO	(58,775)	-	(58,775)	-	-	680,358,343	-	(58,775)	(58,775)
4/1/2008	W/H TAX DIV MRK	(64,118)	-	(64,118)	-	-	680,294,225	-	(64,118)	(64,118)
4/2/2008	W/H TAX DIV HPQ	(15,748)	-	(15,748)	-	-	680,278,477	-	(15,748)	(15,748)
4/4/2008	FIDELITY SPARTAN U S TREASURY MONEY MARKET	(1)	-	(1)	-	-	680,278,475	-	(1)	(1)
4/4/2008	W/H TAX DIV KFT	(32,270)	-	(32,270)	-	-	680,246,205	-	(32,270)	(32,270)
4/4/2008	TRANS TO 1FN06940 (1FN069)	(18,562,670)	-	-	-	(18,562,670)	661,683,535	-	-	-
4/7/2008	W/H TAX DIV WMT	(41,744)	-	(41,744)	-	-	661,641,792	-	(41,744)	(41,744)
4/7/2008	TRANS FROM 1FN06940 (1FN069)	36,640,730	-	-	36,640,730	-	698,282,522	-	-	-
4/23/2008	FIDELITY SPARTAN U S TREASURY MONEY MARKET	(6)	-	(6)	-	-	698,282,516	-	(6)	(6)
4/23/2008	TRANS TO 1FN06940 (1FN069)	(84,280)	-	-	-	(84,280)	698,198,236	-	-	-
4/25/2008	W/H TAX DIV GE	(237,561)	-	(237,561)	-	-	697,960,675	-	(237,561)	(237,561)
4/25/2008	W/H TAX DIV MDT	(9,482)	-	(9,482)	-	-	697,951,194	-	(9,482)	(9,482)
4/30/2008	W/H TAX DIV JPM	(86,471)	-	(86,471)	-	-	697,864,722	-	(86,471)	(86,471)
4/30/2008	W/H TAX DIV MS	(18,773)	-	(18,773)	-	-	697,845,949	-	(18,773)	(18,773)
5/1/2008	W/H TAX DIV VZ	(84,259)	-	(84,259)	-	-	697,761,690	-	(84,259)	(84,259)
5/1/2008	W/H TAX DIV T	(164,346)	-	(164,346)	-	-	697,597,344	-	(164,346)	(164,346)
5/2/2008	W/H TAX DIV CVS	(6,068)	-	(6,068)	-	-	697,591,276	-	(6,068)	(6,068)
5/2/2008	W/H TAX DIV BK	(18,204)	-	(18,204)	-	-	697,573,071	-	(18,204)	(18,204)
5/5/2008	CHECK WIRE	(80,000,000)	-	(80,000,000)	-	-	617,573,071	-	(80,000,000)	(80,000,000)
5/9/2008	W/H TAX DIV AXP	(13,653)	-	(13,653)	-	-	617,559,418	-	(13,653)	(13,653)
5/9/2008	TRANS TO 1FN06940 (1FN069)	(881,140)	-	-	-	(881,140)	616,678,278	-	-	-
5/15/2008	W/H TAX DIV PG	(85,966)	-	(85,966)	-	-	616,592,312	-	(85,966)	(85,966)
5/15/2008	W/H TAX DIV ABT	(38,685)	-	(38,685)	-	-	616,553,628	-	(38,685)	(38,685)
5/16/2008	TRANS TO 1FN06940 (1FN069)	(22,355,270)	-	-	-	(22,355,270)	594,198,358	-	-	-
5/19/2008	TRANS FROM 1FN06940 (1FN069)	12,278,930	-	-	12,278,930	-	606,477,288	-	-	-
5/20/2008	W/H TAX DIV CAT	(15,929)	-	(15,929)	-	-	606,461,359	-	(15,929)	(15,929)
5/23/2008	W/H TAX DIV C	(109,227)	-	(109,227)	-	-	606,352,132	-	(109,227)	(109,227)
5/27/2008	TRANS TO 1FN06940 (1FN069)	(18,119,599)	-	-	-	(18,119,599)	588,232,533	-	-	-

BLMIS ACCOUNT NO. 1FN012 - CITCO GLOBAL CUSTODY N V FBO FAIRFIELD SENTRY LTD

Column 1	Column 2	Column 3	Column 4	Column 5	Column 6	Column 7	Column 8	Column 9	Column 10	Column 11
Date	Transaction Description	Transaction Amount Reported in Customer Statement	Cash Deposits	Cash Withdrawals	Transfers of Principal In	Transfers of Principal Out	Balance of Principal	Preference Period Initial Transfers	Two Year Initial Transfers	Six Year Initial Transfers
5/28/2008	FIDELITY SPARTAN U S TREASURY MONEY MARKET	(31)	-	(31)	-	-	588,232,502	-	(31)	(31)
5/28/2008	TRANS FROM 1FN06940 (1FN069)	57,883,559	-	-	57,883,559	-	646,116,061	-	-	-
5/29/2008	W/H TAX DIV GS	(8,849)	-	(8,849)	-	-	646,107,212	-	(8,849)	(8,849)
6/2/2008	W/H TAX DIV WMT	(70,423)	-	(70,423)	-	-	646,036,789	-	(70,423)	(70,423)
6/2/2008	W/H TAX DIV COP	(30,982)	-	(30,982)	-	-	646,005,808	-	(30,982)	(30,982)
6/2/2008	W/H TAX DIV WFC	(125,315)	-	(125,315)	-	-	645,880,493	-	(125,315)	(125,315)
6/2/2008	W/H TAX DIV INTC	(55,751)	-	(55,751)	-	-	645,824,742	-	(55,751)	(55,751)
6/3/2008	W/H TAX DIV UPS	(56,452)	-	(56,452)	-	-	645,768,290	-	(56,452)	(56,452)
6/3/2008	W/H TAX DIV PFE	(270,059)	-	(270,059)	-	-	645,498,231	-	(270,059)	(270,059)
6/6/2008	W/H TAX DIV BA	(36,494)	-	(36,494)	-	-	645,461,737	-	(36,494)	(36,494)
6/10/2008	W/H TAX DIV JNJ	(55,294)	-	(55,294)	-	-	645,406,443	-	(55,294)	(55,294)
6/10/2008	W/H TAX DIV CVX	(170,497)	-	(170,497)	-	-	645,235,946	-	(170,497)	(170,497)
6/10/2008	W/H TAX DIV EXC	(39,916)	-	(39,916)	-	-	645,196,030	-	(39,916)	(39,916)
6/10/2008	W/H TAX DIV IBM	(85,534)	-	(85,534)	-	-	645,110,496	-	(85,534)	(85,534)
6/10/2008	W/H TAX DIV UTX	(40,144)	-	(40,144)	-	-	645,070,352	-	(40,144)	(40,144)
6/10/2008	W/H TAX DIV XOM	(267,113)	-	(267,113)	-	-	644,803,240	-	(267,113)	(267,113)
6/12/2008	W/H TAX DIV MMM	(45,618)	-	(45,618)	-	-	644,757,622	-	(45,618)	(45,618)
6/12/2008	W/H TAX DIV MSFT	(109,141)	-	(109,141)	-	-	644,648,480	-	(109,141)	(109,141)
7/21/2008	FIDELITY SPARTAN U S TREASURY MONEY MARKET	(38)	-	(38)	-	-	644,648,442	-	(38)	(38)
7/21/2008	TRANS TO 1FN06940 (1FN069)	(13,277,313)	-	-	-	(13,277,313)	631,371,129	-	-	-
7/22/2008	TRANS FROM 1FN06940 (1FN069)	31,153,617	-	-	31,153,617	-	662,524,746	-	-	-
7/23/2008	FIDELITY SPARTAN U S TREASURY MONEY MARKET	(1)	-	(1)	-	-	662,524,745	-	(1)	(1)
7/23/2008	TRANS TO 1FN06940 (1FN069)	(38,922,534)	-	-	-	(38,922,534)	623,602,211	-	-	-
8/1/2008	W/H TAX DIV CVS	(8,606)	-	(8,606)	-	-	623,593,606	-	(8,606)	(8,606)
8/8/2008	FIDELITY SPARTAN U S TREASURY MONEY MARKET	(2)	-	(2)	-	-	623,593,604	-	(2)	(2)
8/8/2008	TRANS TO 1FN06940 (1FN069)	(20,812,383)	-	-	-	(20,812,383)	602,781,221	-	-	-
8/11/2008	TRANS FROM 1FN06940 (1FN069)	38,948,517	-	-	38,948,517	-	641,729,738	-	-	-
8/13/2008	FIDELITY SPARTAN U S TREASURY MONEY MARKET	(0)	-	(0)	-	-	641,729,737	-	(0)	(0)
8/13/2008	TRANS TO 1FN06940 (1FN069)	(3,738,696)	-	-	-	(3,738,696)	637,991,041	-	-	-
8/18/2008	TRANS TO 1FN06940 (1FN069)	(26,006,133)	-	-	-	(26,006,133)	611,984,908	-	-	-
8/20/2008	W/H TAX DIV CAT	(22,917)	-	(22,917)	-	-	611,961,991	-	(22,917)	(22,917)
8/22/2008	W/H TAX DIV C	(147,168)	-	(147,168)	-	-	611,814,824	-	(147,168)	(147,168)
8/28/2008	W/H TAX DIV GS	(10,913)	-	(10,913)	-	-	611,803,911	-	(10,913)	(10,913)
9/10/2008	TRANS TO 1FN06940 (1FN069)	(4,024,396)	-	-	-	(4,024,396)	607,779,515	-	-	-
9/11/2008	TRANS FROM 1FN06940 (1FN069)	19,324,694	-	-	19,324,694	-	627,104,209	-	-	-
9/15/2008	TRANS FROM 1FN06940 (1FN069)	57,001,728	-	-	57,001,728	-	684,105,937	-	-	-
9/19/2008	TRANS FROM 1FN06940 (1FN069)	56,776,950	-	-	56,776,950	-	740,882,887	-	-	-
10/2/2008	W/H TAX DIV QCOM	(10,353)	-	(10,353)	-	-	740,872,533	(10,353)	(10,353)	(10,353)
10/2/2008	W/H TAX DIV MCD	(52,602)	-	(52,602)	-	-	740,819,931	(52,602)	(52,602)	(52,602)
10/2/2008	W/H TAX DIV XOM	(262,805)	-	(262,805)	-	-	740,557,126	(262,805)	(262,805)	(262,805)
10/2/2008	W/H TAX DIV CVX	(167,941)	-	(167,941)	-	-	740,389,185	(167,941)	(167,941)	(167,941)
10/2/2008	W/H TAX DIV PFE	(184,583)	-	(184,583)	-	-	740,204,602	(184,583)	(184,583)	(184,583)
10/2/2008	W/H TAX DIV UPS	(56,380)	-	(56,380)	-	-	740,148,222	(56,380)	(56,380)	(56,380)
10/2/2008	W/H TAX DIV PEP	(82,291)	-	(82,291)	-	-	740,065,931	(82,291)	(82,291)	(82,291)
10/2/2008	FIDELITY SPARTAN U S TREASURY MONEY MARKET	(1)	-	(1)	-	-	740,065,930	(1)	(1)	(1)
10/2/2008	W/H TAX DIV TWX	(28,212)	-	(28,212)	-	-	740,037,718	(28,212)	(28,212)	(28,212)
10/2/2008	FIDELITY SPARTAN U S TREASURY MONEY MARKET	(18)	-	(18)	-	-	740,037,701	(18)	(18)	(18)
10/2/2008	FIDELITY SPARTAN U S TREASURY MONEY MARKET	(8)	-	(8)	-	-	740,037,693	(8)	(8)	(8)
10/2/2008	W/H TAX DIV EXC	(39,864)	-	(39,864)	-	-	739,997,828	(39,864)	(39,864)	(39,864)
10/2/2008	W/H TAX DIV MSFT	(109,858)	-	(109,858)	-	-	739,887,971	(109,858)	(109,858)	(109,858)
10/2/2008	W/H TAX DIV BUD	(23,073)	-	(23,073)	-	-	739,864,898	(23,073)	(23,073)	(23,073)
10/2/2008	W/H TAX DIV INTC	(67,660)	-	(67,660)	-	-	739,797,238	(67,660)	(67,660)	(67,660)
10/2/2008	W/H TAX DIV COP	(62,281)	-	(62,281)	-	-	739,734,957	(62,281)	(62,281)	(62,281)
10/2/2008	W/H TAX DIV WMT	(67,627)	-	(67,627)	-	-	739,667,330	(67,627)	(67,627)	(67,627)
10/2/2008	W/H TAX DIV JNJ	(160,765)	-	(160,765)	-	-	739,506,565	(160,765)	(160,765)	(160,765)
10/2/2008	W/H TAX DIV UTX	(40,092)	-	(40,092)	-	-	739,466,473	(40,092)	(40,092)	(40,092)
10/2/2008	W/H TAX DIV AIG	(73,458)	-	(73,458)	-	-	739,393,015	(73,458)	(73,458)	(73,458)
10/2/2008	W/H TAX DIV WFC	(82,158)	-	(82,158)	-	-	739,310,857	(82,158)	(82,158)	(82,158)
10/2/2008	W/H TAX DIV IBM	(58,462)	-	(58,462)	-	-	739,252,395	(58,462)	(58,462)	(58,462)
10/2/2008	W/H TAX DIV MMM	(45,559)	-	(45,559)	-	-	739,206,836	(45,559)	(45,559)	(45,559)
10/2/2008	W/H TAX DIV BA	(24,944)	-	(24,944)	-	-	739,181,892	(24,944)	(24,944)	(24,944)
10/2/2008	W/H TAX DIV BAC	(354,496)	-	(354,496)	-	-	738,827,396	(354,496)	(354,496)	(354,496)
10/2/2008	W/H TAX DIV HD	(15,368)	-	(15,368)	-	-	738,812,028	(15,368)	(15,368)	(15,368)
10/3/2008	CHECK WIRE	(150,000,000)	-	(150,000,000)	-	-	588,812,028	(150,000,000)	(150,000,000)	(150,000,000)
11/4/2008	FIDELITY SPARTAN U S TREASURY MONEY MARKET	(1)	-	(1)	-	-	588,812,027	(1)	(1)	(1)
11/4/2008	CHECK WIRE	(450,000,000)	-	(450,000,000)	-	-	138,812,027	(450,000,000)	(450,000,000)	(450,000,000)
11/4/2008	W/H TAX DIV PM	(45,268)	-	(45,268)	-	-	138,766,760	(45,268)	(45,268)	(45,268)

BLMIS ACCOUNT NO. 1FN012 - CITCO GLOBAL CUSTODY N V FBO FAIRFIELD SENTRY LTD

Column 1	Column 2	Column 3	Column 4	Column 5	Column 6	Column 7	Column 8	Column 9	Column 10	Column 11
Date	<u>Transaction Description</u>	<u>Transaction Amount Reported in Customer Statement</u>	<u>Cash Deposits</u>	<u>Cash Withdrawals</u>	<u>Transfers of Principal In</u>	<u>Transfers of Principal Out</u>	<u>Balance of Principal</u>	<u>Preference Period Initial Transfers</u>	<u>Two Year Initial Transfers</u>	<u>Six Year Initial Transfers</u>
11/4/2008	W/H TAX DIV MO	(18,359)	-	(18,359)	-	-	138,748,401	(18,359)	(18,359)	(18,359)
11/4/2008	W/H TAX DIV KO	(30,470)	-	(30,470)	-	-	138,717,931	(30,470)	(30,470)	(30,470)
11/4/2008	W/H TAX DIV BAX	(17,341)	-	(17,341)	-	-	138,700,590	(17,341)	(17,341)	(17,341)
11/4/2008	W/H TAX DIV HPQ	(24,314)	-	(24,314)	-	-	138,676,276	(24,314)	(24,314)	(24,314)
11/4/2008	W/H TAX DIV MRK	(99,547)	-	(99,547)	-	-	138,576,729	(99,547)	(99,547)	(99,547)
11/4/2008	FIDELITY SPARTAN U S TREASURY MONEY MARKET	(0)	-	(0)	-	-	138,576,728	(0)	(0)	(0)
11/6/2008	TRANS TO 1FN06940 (1FN069)	(578,138)	-	-	-	(578,138)	137,998,590	-	-	-
11/7/2008	TRANS FROM 1FN06940 (1FN069)	14,881,874	-	-	14,881,874	-	152,880,464	-	-	-
11/10/2008	TRANS TO 1FN06940 (1FN069)	(9,848,202)	-	-	-	(9,848,202)	143,032,262	-	-	-
11/19/2008	TRANS FROM 1FN06940 (1FN069)	295,937,598	-	-	295,937,598	-	438,969,860	-	-	-
11/25/2008	TRANS FROM 1FN06940 (1FN069)	11,384,758	-	-	11,384,758	-	450,354,618	-	-	-
12/3/2008	FIDELITY SPARTAN U S TREASURY MONEY MARKET	(0)	-	(0)	-	-	450,354,618	(0)	(0)	(0)
12/3/2008	FIDELITY SPARTAN U S TREASURY MONEY MARKET	(1)	-	(1)	-	-	450,354,617	(1)	(1)	(1)
12/3/2008	FIDELITY SPARTAN U S TREASURY MONEY MARKET	(0)	-	(0)	-	-	450,354,617	(0)	(0)	(0)
12/3/2008	FIDELITY SPARTAN U S TREASURY MONEY MARKET	(1)	-	(1)	-	-	450,354,616	(1)	(1)	(1)
12/3/2008	FIDELITY SPARTAN U S TREASURY MONEY MARKET	(0)	-	(0)	-	-	450,354,616	(0)	(0)	(0)
12/3/2008	FIDELITY SPARTAN U S TREASURY MONEY MARKET	(0)	-	(0)	-	-	450,354,616	(0)	(0)	(0)
Total:			\$ 2,113,474,517	\$ (1,667,458,620)	\$ 2,383,923,515	\$ (2,379,584,797)	\$ 450,354,616	\$ (602,306,161)	\$ (761,803,339)	\$ (1,504,703,414)

^[1] Although BLMIS statements reflect that a larger transfer was made into the account on this date, a portion of the "transferred" funds consisted of fictitious profits which were never achieved and thus could not have been transferred. Accordingly, only the principal remaining in the originating account was transferred into this account on this date.

^[2] Although BLMIS statements reflect that funds were transferred into this account on this date, these funds consisted entirely of fictitious profits which were never achieved and thus no funds were actually transferred into the account on this date. Accordingly, the account balance has remained unchanged.

^[3] Although BLMIS statements reflect that funds were transferred out of this account on this date, these funds consisted entirely of fictitious profits which were never achieved and thus no funds were actually transferred out of the account on this date. Accordingly, the account balance has remained unchanged.

BLMIS ACCOUNT NO. 1FN045 - CITCO GLOBAL CUSTODY N V FBO FAIRFIELD SENTRY LTD

Column 1	Column 2	Column 3	Column 4	Column 5	Column 6	Column 7	Column 8	Column 9	Column 10	Column 11
Date	Transaction Description	Transaction Amount Reported in Customer Statement	Cash Deposits	Cash Withdrawals	Transfers of Principal In	Transfers of Principal Out	Balance of Principal	Preference Period Initial Transfers	Two Year Initial Transfers	Six Year Initial Transfers
10/19/1992	CHECK WIRE	15,000,000	15,000,000	-	-	-	15,000,000	-	-	-
11/3/1992	CHECK WIRE	5,799,985	5,799,985	-	-	-	20,799,985	-	-	-
11/5/1992	FIDELITY CASH RESERVES SBI W/H TAX DIV FORXX	(5)	-	(5)	-	-	20,799,980	-	-	-
12/15/1992	W/H TAX DIV BA	(594)	-	(594)	-	-	20,799,386	-	-	-
12/15/1992	W/H TAX DIV INJ	(2,459)	-	(2,459)	-	-	20,796,927	-	-	-
12/15/1992	W/H TAX DIV DD	(2,091)	-	(2,091)	-	-	20,794,836	-	-	-
12/15/1992	W/H TAX DIV XON	(6,843)	-	(6,843)	-	-	20,787,993	-	-	-
12/30/1992	FIDELITY CASH RESERVES SBI W/H TAX DIV FCRXX	(53)	-	(53)	-	-	20,787,940	-	-	-
12/31/1992	W/H TAX DIV AIG	(499)	-	(499)	-	-	20,787,441	-	-	-
1/15/1993	W/H TAX DIV EK	(3,564)	-	(3,564)	-	-	20,783,877	-	-	-
1/15/1993	W/H TAX DIV MRK	(1,485)	-	(1,485)	-	-	20,782,392	-	-	-
1/15/1993	W/H TAX DIV GE	(4,491)	-	(4,491)	-	-	20,777,901	-	-	-
1/15/1993	W/H TAX DIV WMT	(374)	-	(374)	-	-	20,777,527	-	-	-
1/22/1993	CHECK WIRE	2,100,000	2,100,000	-	-	-	22,877,527	-	-	-
1/29/1993	CHECK WIRE	1,750,000	1,750,000	-	-	-	24,627,527	-	-	-
1/29/1993	CHECK WIRE	14,807	14,807	-	-	-	24,642,334	-	-	-
2/16/1993	W/H TAX DIV BMY	(4,277)	-	(4,277)	-	-	24,638,057	-	-	-
2/16/1993	W/H TAX DIV T	(1,960)	-	(1,960)	-	-	24,636,097	-	-	-
3/1/1993	W/H TAX DIV F	(4,633)	-	(4,633)	-	-	24,631,464	-	-	-
3/5/1993	W/H TAX DIV BA	(960)	-	(960)	-	-	24,630,504	-	-	-
3/9/1993	W/H TAX DIV INJ	(3,133)	-	(3,133)	-	-	24,627,371	-	-	-
3/10/1993	W/H TAX DIV IBM	(1,186)	-	(1,186)	-	-	24,626,186	-	-	-
3/10/1993	W/H TAX DIV XON	(10,532)	-	(10,532)	-	-	24,615,653	-	-	-
3/10/1993	W/H TAX DIV GM	(586)	-	(586)	-	-	24,615,068	-	-	-
3/10/1993	W/H TAX DIV MOB	(1,171)	-	(1,171)	-	-	24,613,897	-	-	-
3/15/1993	W/H TAX DIV DD	(3,057)	-	(3,057)	-	-	24,610,840	-	-	-
3/15/1993	FIDELITY CASH RESERVES SBI W/H TAX DIV FCRXX	(382)	-	(382)	-	-	24,610,458	-	-	-
3/19/1993	W/H TAX DIV AIG	(705)	-	(705)	-	-	24,609,753	-	-	-
3/31/1993	W/H TAX DIV PEP	(716)	-	(716)	-	-	24,609,038	-	-	-
4/1/1993	W/H TAX DIV KO	(1,151)	-	(1,151)	-	-	24,607,887	-	-	-
4/1/1993	W/H TAX DIV EK	(4,850)	-	(4,850)	-	-	24,603,037	-	-	-
4/1/1993	W/H TAX DIV S	(881)	-	(881)	-	-	24,602,156	-	-	-
4/1/1993	TRANS TO 1G009230 (1G0092)	(14,807)	-	-	-	(14,807)	24,587,349	-	-	-
4/12/1993	W/H TAX DIV WMT	(494)	-	(494)	-	-	24,586,855	-	-	-
4/20/1993	FIDELITY CASH RESERVES SBI W/H TAX DIV FCRXX	(35)	-	(35)	-	-	24,586,820	-	-	-
4/22/1993	CHECK WIRE	1,499,985	1,499,985	-	-	-	26,086,805	-	-	-
4/26/1993	W/H TAX DIV GE	(7,959)	-	(7,959)	-	-	26,078,846	-	-	-
5/3/1993	W/H TAX DIV T	(4,625)	-	(4,625)	-	-	26,074,221	-	-	-
5/10/1993	FIDELITY CASH RESERVES SBI W/H TAX DIV FCRXX	(72)	-	(72)	-	-	26,074,149	-	-	-
5/20/1993	W/H TAX DIV DIS	(230)	-	(230)	-	-	26,073,920	-	-	-
6/1/1993	W/H TAX DIV F	(5,746)	-	(5,746)	-	-	26,068,174	-	-	-
6/1/1993	W/H TAX DIV AXP	(826)	-	(826)	-	-	26,067,348	-	-	-
6/8/1993	FIDELITY CASH RESERVES SBI W/H TAX DIV FCRXX	(66)	-	(66)	-	-	26,067,282	-	-	-
6/14/1993	W/H TAX DIV MMM	(1,773)	-	(1,773)	-	-	26,065,509	-	-	-
6/18/1993	W/H TAX DIV MCD	(344)	-	(344)	-	-	26,065,165	-	-	-
6/30/1993	W/H TAX DIV PEP	(1,367)	-	(1,367)	-	-	26,063,798	-	-	-
7/1/1993	W/H TAX DIV MRK	(2,670)	-	(2,670)	-	-	26,061,128	-	-	-
7/1/1993	W/H TAX DIV KO	(2,382)	-	(2,382)	-	-	26,058,746	-	-	-
7/1/1993	W/H TAX DIV EK	(1,602)	-	(1,602)	-	-	26,057,144	-	-	-
7/1/1993	W/H TAX DIV S	(1,282)	-	(1,282)	-	-	26,055,863	-	-	-
7/1/1993	TRANS FROM 1FN01130 (1FN011)	2,857,020 ^[1]	-	-	42,195	-	26,098,057	-	-	-
7/2/1993	W/H TAX DIV SLB	(961)	-	(961)	-	-	26,097,096	-	-	-
7/9/1993	W/H TAX DIV WMT	(770)	-	(770)	-	-	26,096,326	-	-	-
7/13/1993	CHECK WIRE	17,000,000	17,000,000	-	-	-	43,096,326	-	-	-
7/16/1993	CHECK WIRE	999,985	999,985	-	-	-	44,096,311	-	-	-
7/22/1993	FIDELITY CASH RESERVES SBI W/H TAX DIV FCRXX	(201)	-	(201)	-	-	44,096,110	-	-	-
7/26/1993	W/H TAX DIV GE	(4,710)	-	(4,710)	-	-	44,091,400	-	-	-
7/28/1993	TRANS FROM 1FN01130 (1FN011)	912 ^[2]	-	-	-	-	44,091,400	-	-	-
8/2/1993	W/H TAX DIV AIT	(1,982)	-	(1,982)	-	-	44,089,418	-	-	-
8/2/1993	W/H TAX DIV BMY	(3,404)	-	(3,404)	-	-	44,086,014	-	-	-
8/2/1993	W/H TAX DIV T	(4,271)	-	(4,271)	-	-	44,081,743	-	-	-
8/2/1993	W/H TAX DIV BEL	(3,168)	-	(3,168)	-	-	44,078,575	-	-	-
8/10/1993	W/H TAX DIV AXP	(1,179)	-	(1,179)	-	-	44,077,396	-	-	-
8/16/1993	FIDELITY CASH RESERVES SBI W/H TAX DIV FCRXX	(14)	-	(14)	-	-	44,077,382	-	-	-
8/20/1993	W/H TAX DIV DIS	(369)	-	(369)	-	-	44,077,012	-	-	-
8/31/1993	TRANS FROM 1FN01130 (1FN011)	3,260 ^[2]	-	-	-	-	44,077,012	-	-	-

BLMIS ACCOUNT NO. 1FN045 - CITCO GLOBAL CUSTODY N V FBO FAIRFIELD SENTRY LTD

Column 1	Column 2	Column 3	Column 4	Column 5	Column 6	Column 7	Column 8	Column 9	Column 10	Column 11
Date	Transaction Description	Transaction Amount Reported in Customer Statement	Cash Deposits	Cash Withdrawals	Transfers of Principal In	Transfers of Principal Out	Balance of Principal	Preference Period Initial Transfers	Two Year Initial Transfers	Six Year Initial Transfers
9/1/1993	W/H TAX DIV F	(3,807)	-	(3,807)	-	-	44,073,205	-	-	-
9/10/1993	W/H TAX DIV MOB	(6,091)	-	(6,091)	-	-	44,067,114	-	-	-
9/10/1993	W/H TAX DIV AN	(5,235)	-	(5,235)	-	-	44,061,880	-	-	-
9/10/1993	W/H TAX DIV XON	(16,446)	-	(16,446)	-	-	44,045,433	-	-	-
9/10/1993	W/H TAX DIV IBM	(2,379)	-	(2,379)	-	-	44,043,054	-	-	-
9/13/1993	W/H TAX DIV DD	(5,025)	-	(5,025)	-	-	44,038,029	-	-	-
9/15/1993	W/H TAX DIV ARC	(4,228)	-	(4,228)	-	-	44,033,801	-	-	-
9/17/1993	W/H TAX DIV MCD	(606)	-	(606)	-	-	44,033,194	-	-	-
9/17/1993	W/H TAX DIV AIG	(564)	-	(564)	-	-	44,032,631	-	-	-
9/24/1993	FIDELITY CASH RESERVES SBI W/H TAX DIV FCRXX	(123)	-	(123)	-	-	44,032,507	-	-	-
9/30/1993	W/H TAX DIV PEP	(2,105)	-	(2,105)	-	-	44,030,402	-	-	-
10/1/1993	W/H TAX DIV MRK	(5,789)	-	(5,789)	-	-	44,024,614	-	-	-
10/1/1993	W/H TAX DIV S	(2,255)	-	(2,255)	-	-	44,022,358	-	-	-
10/1/1993	W/H TAX DIV EK	(2,819)	-	(2,819)	-	-	44,019,539	-	-	-
10/1/1993	W/H TAX DIV KO	(3,834)	-	(3,834)	-	-	44,015,705	-	-	-
10/4/1993	W/H TAX DIV WMT	(1,100)	-	(1,100)	-	-	44,014,605	-	-	-
10/6/1993	CHECK WIRE	9,000,000	9,000,000	-	-	-	53,014,605	-	-	-
10/13/1993	CHECK WIRE	4,800,000	4,800,000	-	-	-	57,814,605	-	-	-
10/13/1993	W/H TAX DIV HWP	(940)	-	(940)	-	-	57,813,665	-	-	-
10/14/1993	FIDELITY CASH RESERVES SBI W/H TAX DIV FCRXX	(79)	-	(79)	-	-	57,813,586	-	-	-
10/15/1993	CHECK WIRE	5,800,000	5,800,000	-	-	-	63,613,586	-	-	-
10/25/1993	W/H TAX DIV GE	(9,473)	-	(9,473)	-	-	63,604,114	-	-	-
11/1/1993	W/H TAX DIV T	(7,473)	-	(7,473)	-	-	63,596,641	-	-	-
11/1/1993	W/H TAX DIV BMY	(6,793)	-	(6,793)	-	-	63,589,848	-	-	-
11/1/1993	W/H TAX DIV BEL	(5,057)	-	(5,057)	-	-	63,584,791	-	-	-
11/1/1993	W/H TAX DIV AIT	(5,194)	-	(5,194)	-	-	63,579,596	-	-	-
11/10/1993	FIDELITY CASH RESERVES SBI W/H TAX DIV FCRXX	(27)	-	(27)	-	-	63,579,570	-	-	-
11/19/1993	W/H TAX DIV DIS	(590)	-	(590)	-	-	63,578,980	-	-	-
12/1/1993	W/H TAX DIV INTC	(528)	-	(528)	-	-	63,578,452	-	-	-
12/1/1993	W/H TAX DIV F	(5,280)	-	(5,280)	-	-	63,573,172	-	-	-
12/7/1993	W/H TAX DIV JNJ	(4,805)	-	(4,805)	-	-	63,568,367	-	-	-
12/10/1993	W/H TAX DIV XON	(20,909)	-	(20,909)	-	-	63,547,459	-	-	-
12/10/1993	W/H TAX DIV MOB	(8,976)	-	(8,976)	-	-	63,538,483	-	-	-
12/10/1993	W/H TAX DIV IBM	(3,300)	-	(3,300)	-	-	63,535,183	-	-	-
12/10/1993	W/H TAX DIV AN	(5,808)	-	(5,808)	-	-	63,529,375	-	-	-
12/10/1993	W/H TAX DIV S	(3,178)	-	(3,178)	-	-	63,526,197	-	-	-
12/10/1993	W/H TAX DIV GM	(2,263)	-	(2,263)	-	-	63,523,934	-	-	-
12/13/1993	W/H TAX DIV MMM	(4,402)	-	(4,402)	-	-	63,519,532	-	-	-
12/14/1993	W/H TAX DIV DD	(8,131)	-	(8,131)	-	-	63,511,401	-	-	-
12/14/1993	FIDELITY CASH RESERVES SBI W/H TAX DIV FCRXX	(29)	-	(29)	-	-	63,511,372	-	-	-
12/15/1993	W/H TAX DIV ARC	(3,647)	-	(3,647)	-	-	63,507,726	-	-	-
12/15/1993	W/H TAX DIV KO	(5,410)	-	(5,410)	-	-	63,502,315	-	-	-
12/17/1993	W/H TAX DIV AIG	(796)	-	(796)	-	-	63,501,520	-	-	-
12/17/1993	W/H TAX DIV MCD	(855)	-	(855)	-	-	63,500,665	-	-	-
1/3/1994	W/H TAX DIV MRK	(8,168)	-	(8,168)	-	-	63,492,496	-	-	-
1/3/1994	W/H TAX DIV PEP	(2,970)	-	(2,970)	-	-	63,489,526	-	-	-
1/3/1994	W/H TAX DIV S	(3,178)	-	(3,178)	-	-	63,486,349	-	-	-
1/3/1994	W/H TAX DIV EK	(3,978)	-	(3,978)	-	-	63,482,371	-	-	-
1/5/1994	W/H TAX DIV WMT	(1,551)	-	(1,551)	-	-	63,480,819	-	-	-
1/11/1994	CHECK WIRE	4,000,000	4,000,000	-	-	-	67,480,819	-	-	-
1/11/1994	FIDELITY CASH RESERVES SBI W/H TAX DIV FCRXX	(58)	-	(58)	-	-	67,480,761	-	-	-
1/31/1994	CXL 12/10/93	3,178	3,178	-	-	-	67,483,939	-	-	-
1/31/1994	CORRECTION ADJ 1/31/94	3,178	-	3,178	-	-	67,487,116	-	-	-
1/31/1994	CXL DIV ADJ 12/10 S	(3,178)	(3,178)	-	-	-	67,483,939	-	-	-
2/1/1994	W/H TAX DIV BEL	(6,970)	-	(6,970)	-	-	67,476,969	-	-	-
2/15/1994	FIDELITY CASH RESERVES SBI W/H TAX DIV FCRXX	(14)	-	(14)	-	-	67,476,955	-	-	-
2/18/1994	W/H TAX DIV DIS	(719)	-	(719)	-	-	67,476,236	-	-	-
3/1/1994	W/H TAX DIV F	(4,637)	-	(4,637)	-	-	67,471,599	-	-	-
3/1/1994	W/H TAX DIV INTC	(522)	-	(522)	-	-	67,471,078	-	-	-
3/2/1994	CHECK WIRE	3,450,000	3,450,000	-	-	-	70,921,078	-	-	-
3/8/1994	FIDELITY CASH RESERVES SBI W/H TAX DIV FORXX	(141)	-	(141)	-	-	70,920,937	-	-	-
3/8/1994	W/H TAX DIV JNJ	(4,069)	-	(4,069)	-	-	70,916,868	-	-	-
3/10/1994	W/H TAX DIV AN	(6,376)	-	(6,376)	-	-	70,910,493	-	-	-
3/10/1994	W/H TAX DIV MOB	(7,883)	-	(7,883)	-	-	70,902,610	-	-	-
3/10/1994	W/H TAX DIV IBM	(3,188)	-	(3,188)	-	-	70,899,422	-	-	-
3/10/1994	W/H TAX DIV GM	(3,362)	-	(3,362)	-	-	70,896,061	-	-	-
3/10/1994	W/H TAX DIV XON	(21,283)	-	(21,283)	-	-	70,874,778	-	-	-

BLMIS ACCOUNT NO. 1FN045 - CITCO GLOBAL CUSTODY N V FBO FAIRFIELD SENTRY LTD

Column 1	Column 2	Column 3	Column 4	Column 5	Column 6	Column 7	Column 8	Column 9	Column 10	Column 11
Date	Transaction Description	Transaction Amount Reported in Customer Statement	Cash Deposits	Cash Withdrawals	Transfers of Principal In	Transfers of Principal Out	Balance of Principal	Preference Period Initial Transfers	Two Year Initial Transfers	Six Year Initial Transfers
3/14/1994	W/H TAX DIV BAC	(3,248)	-	(3,248)	-	-	70,871,530	-	-	-
3/14/1994	W/H TAX DIV MMM	(4,593)	-	(4,593)	-	-	70,866,937	-	-	-
3/14/1994	W/H TAX DIV DD	(6,886)	-	(6,886)	-	-	70,860,051	-	-	-
3/15/1994	W/H TAX DIV ARC	(4,784)	-	(4,784)	-	-	70,855,267	-	-	-
3/18/1994	W/H TAX DIV AIG	(754)	-	(754)	-	-	70,854,513	-	-	-
3/18/1994	W/H TAX DIV MCD	(935)	-	(935)	-	-	70,853,578	-	-	-
3/31/1994	W/H TAX DIV PEP	(3,062)	-	(3,062)	-	-	70,850,516	-	-	-
4/4/1994	W/H TAX DIV KO	(6,168)	-	(6,168)	-	-	70,844,348	-	-	-
4/4/1994	W/H TAX DIV S	(3,711)	-	(3,711)	-	-	70,840,637	-	-	-
4/4/1994	W/H TAX DIV MRK	(8,281)	-	(8,281)	-	-	70,832,356	-	-	-
4/8/1994	CHECK WIRE	3,000,000	3,000,000	-	-	-	73,832,356	-	-	-
4/13/1994	W/H TAX DIV HWP	(1,553)	-	(1,553)	-	-	73,830,803	-	-	-
4/20/1994	FIDELITY CASH RESERVES SBI W/H TAX DIV FCRXX	(107)	-	(107)	-	-	73,830,696	-	-	-
4/25/1994	W/H TAX DIV GE	(14,196)	-	(14,196)	-	-	73,816,500	-	-	-
4/29/1994	W/H TAX DIV DOW	(4,817)	-	(4,817)	-	-	73,811,683	-	-	-
5/2/1994	W/H TAX DIV BEL	(8,228)	-	(8,228)	-	-	73,803,455	-	-	-
5/2/1994	W/H TAX DIV BMY	(9,975)	-	(9,975)	-	-	73,793,481	-	-	-
5/2/1994	W/H TAX DIV AIT	(6,559)	-	(6,559)	-	-	73,786,922	-	-	-
5/2/1994	W/H TAX DIV T	(11,996)	-	(11,996)	-	-	73,774,926	-	-	-
5/3/1994	CHECK WIRE	300,000	300,000	-	-	-	74,074,926	-	-	-
5/10/1994	W/H TAX DIV AXP	(2,562)	-	(2,562)	-	-	74,072,364	-	-	-
5/19/1994	FIDELITY CASH RESERVES SBI W/H TAX DIV FCRXX	(104)	-	(104)	-	-	74,072,259	-	-	-
5/20/1994	W/H TAX DIV DIS	(981)	-	(981)	-	-	74,071,278	-	-	-
6/1/1994	W/H TAX DIV F	(6,531)	-	(6,531)	-	-	74,064,747	-	-	-
6/3/1994	CHECK WIRE	3,250,000	3,250,000	-	-	-	77,314,747	-	-	-
6/3/1994	W/H TAX DIV BA	(284)	-	(284)	-	-	77,314,464	-	-	-
6/7/1994	W/H TAX DIV INJ	(5,480)	-	(5,480)	-	-	77,308,984	-	-	-
6/10/1994	W/H TAX DIV MOB	(9,565)	-	(9,565)	-	-	77,299,420	-	-	-
6/10/1994	W/H TAX DIV AN	(7,768)	-	(7,768)	-	-	77,291,651	-	-	-
6/10/1994	W/H TAX DIV IBM	(4,035)	-	(4,035)	-	-	77,287,616	-	-	-
6/10/1994	W/H TAX DIV GM	(4,121)	-	(4,121)	-	-	77,283,495	-	-	-
6/10/1994	W/H TAX DIV XON	(26,016)	-	(26,016)	-	-	77,257,479	-	-	-
6/13/1994	W/H TAX DIV MMM	(4,991)	-	(4,991)	-	-	77,252,487	-	-	-
6/13/1994	W/H TAX DIV DD	(8,449)	-	(8,449)	-	-	77,244,038	-	-	-
6/14/1994	FIDELITY CASH RESERVES SBI W/H TAX DIV FCRXX	(41)	-	(41)	-	-	77,243,997	-	-	-
6/14/1994	W/H TAX DIV BAC	(3,974)	-	(3,974)	-	-	77,240,023	-	-	-
6/15/1994	W/H TAX DIV ARC	(5,764)	-	(5,764)	-	-	77,234,260	-	-	-
6/17/1994	W/H TAX DIV CCI	(194)	-	(194)	-	-	77,234,065	-	-	-
6/17/1994	W/H TAX DIV MCD	(1,271)	-	(1,271)	-	-	77,232,794	-	-	-
6/17/1994	W/H TAX DIV AIG	(904)	-	(904)	-	-	77,231,890	-	-	-
6/30/1994	W/H TAX DIV PEP	(4,185)	-	(4,185)	-	-	77,227,705	-	-	-
7/1/1994	W/H TAX DIV S	(4,437)	-	(4,437)	-	-	77,223,268	-	-	-
7/1/1994	W/H TAX DIV KO	(7,109)	-	(7,109)	-	-	77,216,159	-	-	-
7/1/1994	W/H TAX DIV MRK	(10,357)	-	(10,357)	-	-	77,205,801	-	-	-
7/1/1994	W/H TAX DIV EK	(486)	-	(486)	-	-	77,205,315	-	-	-
7/1/1994	W/H TAX DIV MCIC	(607)	-	(607)	-	-	77,204,708	-	-	-
7/8/1994	CHECK WIRE	3,000,000	3,000,000	-	-	-	80,204,708	-	-	-
7/8/1994	W/H TAX DIV WMT	(3,179)	-	(3,179)	-	-	80,201,529	-	-	-
7/11/1994	FIDELITY CASH RESERVES SBI W/H TAX DIV FCRXX	(95)	-	(95)	-	-	80,201,434	-	-	-
7/13/1994	W/H TAX DIV HWP	(2,143)	-	(2,143)	-	-	80,199,291	-	-	-
7/25/1994	W/H TAX DIV GE	(18,134)	-	(18,134)	-	-	80,181,157	-	-	-
7/29/1994	W/H TAX DIV DOW	(5,593)	-	(5,593)	-	-	80,175,564	-	-	-
8/1/1994	W/H TAX DIV BMY	(11,621)	-	(11,621)	-	-	80,163,943	-	-	-
8/1/1994	W/H TAX DIV AIT	(7,668)	-	(7,668)	-	-	80,156,275	-	-	-
8/1/1994	W/H TAX DIV BEL	(9,707)	-	(9,707)	-	-	80,146,568	-	-	-
8/1/1994	W/H TAX DIV T	(14,056)	-	(14,056)	-	-	80,132,512	-	-	-
8/15/1994	FIDELITY CASH RESERVES SBI W/H TAX DIV FCRXX	(75)	-	(75)	-	-	80,132,437	-	-	-
8/17/1994	W/H TAX DIV CCI	(366)	-	(366)	-	-	80,132,071	-	-	-
8/18/1994	CHECK WIRE	1,200,000	1,200,000	-	-	-	81,332,071	-	-	-
8/19/1994	W/H TAX DIV DIS	(1,166)	-	(1,166)	-	-	81,330,905	-	-	-
9/1/1994	W/H TAX DIV F	(7,310)	-	(7,310)	-	-	81,323,595	-	-	-
9/1/1994	W/H TAX DIV INTC	(5)	-	(5)	-	-	81,323,590	-	-	-
9/1/1994	W/H TAX DIV INTC	(58)	-	(58)	-	-	81,323,532	-	-	-
9/2/1994	W/H TAX DIV BA	(260)	-	(260)	-	-	81,323,272	-	-	-
9/6/1994	W/H TAX DIV INJ	(6,095)	-	(6,095)	-	-	81,317,177	-	-	-
9/12/1994	FIDELITY CASH RESERVES SBI W/H TAX DIV FCRXX	(48)	-	(48)	-	-	81,317,129	-	-	-
9/12/1994	W/H TAX DIV AN	(8,666)	-	(8,666)	-	-	81,308,463	-	-	-

BLMIS ACCOUNT NO. 1FN045 - CITCO GLOBAL CUSTODY N V FBO FAIRFIELD SENTRY LTD

Column 1	Column 2	Column 3	Column 4	Column 5	Column 6	Column 7	Column 8	Column 9	Column 10	Column 11
Date	Transaction Description	Transaction Amount Reported in Customer Statement	Cash Deposits	Cash Withdrawals	Transfers of Principal In	Transfers of Principal Out	Balance of Principal	Preference Period Initial Transfers	Two Year Initial Transfers	Six Year Initial Transfers
9/12/1994	W/H TAX DIV IBM	(4,545)	-	(4,545)	-	-	81,303,917	-	-	-
9/12/1994	W/H TAX DIV GM	(4,641)	-	(4,641)	-	-	81,299,276	-	-	-
9/12/1994	W/H TAX DIV MMM	(5,438)	-	(5,438)	-	-	81,293,838	-	-	-
9/12/1994	W/H TAX DIV MOB	(10,626)	-	(10,626)	-	-	81,283,212	-	-	-
9/12/1994	W/H TAX DIV DD	(10,123)	-	(10,123)	-	-	81,273,089	-	-	-
9/12/1994	W/H TAX DIV XON	(28,953)	-	(28,953)	-	-	81,244,136	-	-	-
9/15/1994	W/H TAX DIV BAC	(4,390)	-	(4,390)	-	-	81,239,745	-	-	-
9/15/1994	W/H TAX DIV ARC	(6,437)	-	(6,437)	-	-	81,233,308	-	-	-
9/16/1994	W/H TAX DIV MCD	(92)	-	(92)	-	-	81,233,216	-	-	-
9/16/1994	W/H TAX DIV AIG	(1,162)	-	(1,162)	-	-	81,232,054	-	-	-
9/30/1994	W/H TAX DIV PEP	(4,718)	-	(4,718)	-	-	81,227,336	-	-	-
10/3/1994	W/H TAX DIV EK	(1,002)	-	(1,002)	-	-	81,226,334	-	-	-
10/3/1994	W/H TAX DIV MRK	(12,572)	-	(12,572)	-	-	81,213,762	-	-	-
10/3/1994	W/H TAX DIV KO	(8,065)	-	(8,065)	-	-	81,205,698	-	-	-
10/7/1994	CHECK WIRE	1,000,000	1,000,000	-	-	-	82,205,698	-	-	-
10/7/1994	W/H TAX DIV WMT	(3,558)	-	(3,558)	-	-	82,202,140	-	-	-
10/11/1994	FIDELITY CASH RESERVES SBI W/H TAX DIV FCRXX	(107)	-	(107)	-	-	82,202,033	-	-	-
10/12/1994	W/H TAX DIV HWP	(2,475)	-	(2,475)	-	-	82,199,557	-	-	-
10/14/1994	W/H TAX DIV C	(359)	-	(359)	-	-	82,199,198	-	-	-
10/25/1994	W/H TAX DIV GE	(20,034)	-	(20,034)	-	-	82,179,164	-	-	-
10/28/1994	W/H TAX DIV DOW	(6,130)	-	(6,130)	-	-	82,173,035	-	-	-
11/1/1994	W/H TAX DIV BEL	(10,702)	-	(10,702)	-	-	82,162,333	-	-	-
11/1/1994	W/H TAX DIV S	(4,957)	-	(4,957)	-	-	82,157,376	-	-	-
11/1/1994	W/H TAX DIV BMY	(12,771)	-	(12,771)	-	-	82,144,605	-	-	-
11/1/1994	W/H TAX DIV AIT	(8,497)	-	(8,497)	-	-	82,136,108	-	-	-
11/1/1994	W/H TAX DIV T	(15,464)	-	(15,464)	-	-	82,120,643	-	-	-
11/8/1994	CHECK WIRE	2,840,000	2,840,000	-	-	-	84,960,643	-	-	-
11/15/1994	FIDELITY CASH RESERVES SBI W/H TAX DIV FCRXX	(95)	-	(95)	-	-	84,960,549	-	-	-
11/17/1994	W/H TAX DIV CCI	(1,736)	-	(1,736)	-	-	84,958,812	-	-	-
12/1/1994	W/H TAX DIV F	(7,623)	-	(7,623)	-	-	84,951,189	-	-	-
12/1/1994	W/H TAX DIV INTC	(741)	-	(741)	-	-	84,950,448	-	-	-
12/6/1994	W/H TAX DIV JNJ	(5,594)	-	(5,594)	-	-	84,944,854	-	-	-
12/9/1994	W/H TAX DIV MCIC	(482)	-	(482)	-	-	84,944,372	-	-	-
12/12/1994	W/H TAX DIV MOB	(10,494)	-	(10,494)	-	-	84,933,878	-	-	-
12/12/1994	W/H TAX DIV AN	(8,063)	-	(8,063)	-	-	84,925,815	-	-	-
12/12/1994	W/H TAX DIV MMM	(5,600)	-	(5,600)	-	-	84,920,215	-	-	-
12/12/1994	W/H TAX DIV GM	(4,475)	-	(4,475)	-	-	84,915,739	-	-	-
12/12/1994	W/H TAX DIV IBM	(4,244)	-	(4,244)	-	-	84,911,495	-	-	-
12/12/1994	W/H TAX DIV XON	(27,199)	-	(27,199)	-	-	84,884,297	-	-	-
12/14/1994	W/H TAX DIV BAC	(4,456)	-	(4,456)	-	-	84,879,841	-	-	-
12/14/1994	W/H TAX DIV DD	(11,242)	-	(11,242)	-	-	84,868,598	-	-	-
12/15/1994	W/H TAX DIV KO	(7,738)	-	(7,738)	-	-	84,860,860	-	-	-
12/15/1994	W/H TAX DIV ARC	(6,366)	-	(6,366)	-	-	84,854,495	-	-	-
12/15/1994	FIDELITY CASH RESERVES SBI W/H TAX DIV FCRXX	(9)	-	(9)	-	-	84,854,485	-	-	-
12/16/1994	W/H TAX MCD	(1,284)	-	(1,284)	-	-	84,853,202	-	-	-
12/16/1994	W/H TAX DIV AIG	(1,096)	-	(1,096)	-	-	84,852,106	-	-	-
12/19/1994	CHECK WIRE	3,000,000	3,000,000	-	-	-	87,852,106	-	-	-
1/3/1995	W/H TAX DIV MRK	(11,667)	-	(11,667)	-	-	87,840,439	-	-	-
1/3/1995	W/H TAX DIV EK	(4,147)	-	(4,147)	-	-	87,836,292	-	-	-
1/3/1995	W/H TAX DIV PEP	(4,284)	-	(4,284)	-	-	87,832,008	-	-	-
1/3/1995	W/H TAX DIV S	(4,138)	-	(4,138)	-	-	87,827,870	-	-	-
1/5/1995	W/H TAX DIV WMT	(2,904)	-	(2,904)	-	-	87,824,965	-	-	-
1/13/1995	W/H TAX DIV C	(1,366)	-	(1,366)	-	-	87,823,599	-	-	-
1/13/1995	FIDELITY CASH RESERVES SBI W/H TAX DIV FCRXX	(2)	-	(2)	-	-	87,823,596	-	-	-
1/25/1995	W/H TAX DIV GE	(9,216)	-	(9,216)	-	-	87,814,380	-	-	-
1/30/1995	W/H TAX DIV DOW	(2,229)	-	(2,229)	-	-	87,812,151	-	-	-
1/31/1995	TRANS TO 1FN07040 (1FN070)	(1,249,275)	-	-	-	(1,249,275)	86,562,876	-	-	-
1/31/1995	TRANS TO 1FN01230 (1FN012)	(350,000)	-	-	-	(350,000)	86,212,876	-	-	-
2/1/1995	W/H TAX DIV BEL	(4,206)	-	(4,206)	-	-	86,208,670	-	-	-
2/1/1995	W/H TAX DIV T	(7,041)	-	(7,041)	-	-	86,201,629	-	-	-
2/1/1995	W/H TAX DIV AIT	(3,620)	-	(3,620)	-	-	86,198,010	-	-	-
2/1/1995	W/H TAX DIV BMY	(5,357)	-	(5,357)	-	-	86,192,653	-	-	-
2/10/1995	W/H TAX DIV AXP	(1,543)	-	(1,543)	-	-	86,191,110	-	-	-
2/13/1995	FIDELITY CASH RESERVES SBI W/H TAX DIV FCRXX	(16)	-	(16)	-	-	86,191,094	-	-	-
2/17/1995	W/H TAX DIV DIS	(543)	-	(543)	-	-	86,190,551	-	-	-
2/17/1995	W/H TAX DIV CCI	(3,528)	-	(3,528)	-	-	86,187,023	-	-	-
2/17/1995	TRANS FROM 1FN01230 (1FN012)	500,000	-	-	500,000	-	86,687,023	-	-	-

BLMIS ACCOUNT NO. 1FN045 - CITCO GLOBAL CUSTODY N V FBO FAIRFIELD SENTRY LTD

Column 1	Column 2	Column 3	Column 4	Column 5	Column 6	Column 7	Column 8	Column 9	Column 10	Column 11
Date	Transaction Description	Transaction Amount Reported in Customer Statement	Cash Deposits	Cash Withdrawals	Transfers of Principal In	Transfers of Principal Out	Balance of Principal	Preference Period Initial Transfers	Two Year Initial Transfers	Six Year Initial Transfers
2/28/1995	TRANS TO 1FN07040 (1FN070)	(1,376,200)	-	-	-	(1,376,200)	85,310,823	-	-	-
3/1/1995	W/H TAX DIV F	(8,518)	-	(8,518)	-	-	85,302,305	-	-	-
3/1/1995	W/H TAX DIV INTC	(806)	-	(806)	-	-	85,301,499	-	-	-
3/3/1995	W/H TAX DIV BA	(2,520)	-	(2,520)	-	-	85,298,979	-	-	-
3/6/1995	W/H TAX DIV SO	(6,405)	-	(6,405)	-	-	85,292,574	-	-	-
3/7/1995	W/H TAX DIV JNJ	(5,603)	-	(5,603)	-	-	85,286,971	-	-	-
3/10/1995	W/H TAX DIV IBM	(4,410)	-	(4,410)	-	-	85,282,561	-	-	-
3/10/1995	W/H TAX DIV AN	(9,072)	-	(9,072)	-	-	85,273,489	-	-	-
3/10/1995	W/H TAX DIV XON	(28,980)	-	(28,980)	-	-	85,244,509	-	-	-
3/10/1995	W/H TAX DIV MOB	(10,710)	-	(10,710)	-	-	85,233,799	-	-	-
3/10/1995	W/H TAX DIV GM	(4,704)	-	(4,704)	-	-	85,229,095	-	-	-
3/13/1995	W/H TAX DIV MMM	(5,922)	-	(5,922)	-	-	85,223,173	-	-	-
3/14/1995	W/H TAX DIV BAC	(5,023)	-	(5,023)	-	-	85,218,150	-	-	-
3/14/1995	W/H TAX DIV DD	(9,870)	-	(9,870)	-	-	85,208,280	-	-	-
3/15/1995	W/H TAX DIV ARC	(6,930)	-	(6,930)	-	-	85,201,350	-	-	-
3/15/1995	FIDELITY CASH RESERVES SBI W/H TAX DIV FCRXX	(60)	-	(60)	-	-	85,201,290	-	-	-
3/17/1995	W/H TAX DIV MCD	(1,310)	-	(1,310)	-	-	85,199,979	-	-	-
3/31/1995	W/H TAX DIV PEP	(4,234)	-	(4,234)	-	-	85,195,746	-	-	-
3/31/1995	TRANS TO 1FN07040 (1FN070)	(1,692,380)	-	-	-	(1,692,380)	83,503,366	-	-	-
4/3/1995	W/H TAX DIV AIG	(1,063)	-	(1,063)	-	-	83,502,303	-	-	-
4/3/1995	W/H TAX DIV KO	(8,870)	-	(8,870)	-	-	83,493,433	-	-	-
4/3/1995	W/H TAX DIV EK	(4,032)	-	(4,032)	-	-	83,489,401	-	-	-
4/3/1995	W/H TAX DIV S	(4,368)	-	(4,368)	-	-	83,485,033	-	-	-
4/3/1995	W/H TAX DIV MRK	(11,592)	-	(11,592)	-	-	83,473,441	-	-	-
4/7/1995	W/H TAX DIV SLB	(2,268)	-	(2,268)	-	-	83,471,173	-	-	-
4/12/1995	W/H TAX DIV HWP	(2,268)	-	(2,268)	-	-	83,468,905	-	-	-
4/17/1995	W/H TAX DIV WMT	(3,696)	-	(3,696)	-	-	83,465,209	-	-	-
4/17/1995	W/H TAX DIV C	(4,368)	-	(4,368)	-	-	83,460,841	-	-	-
4/24/1995	FIDELITY CASH RESERVES SBI W/H TAX DIV FCRXX	(92)	-	(92)	-	-	83,460,748	-	-	-
4/25/1995	W/H TAX DIV GE	(20,320)	-	(20,320)	-	-	83,440,429	-	-	-
4/28/1995	W/H TAX DIV DOW	(4,916)	-	(4,916)	-	-	83,435,513	-	-	-
4/28/1995	TRANS TO 1FN07040 (1FN070)	(4,362,250)	-	-	-	(4,362,250)	79,073,263	-	-	-
5/1/1995	W/H TAX DIV T	(15,529)	-	(15,529)	-	-	79,057,733	-	-	-
5/1/1995	W/H TAX DIV BMY	(11,815)	-	(11,815)	-	-	79,045,918	-	-	-
5/1/1995	W/H TAX DIV AIT	(7,983)	-	(7,983)	-	-	79,037,935	-	-	-
5/1/1995	W/H TAX DIV BEL	(9,412)	-	(9,412)	-	-	79,028,523	-	-	-
5/17/1995	W/H TAX DIV CCI	(3,362)	-	(3,362)	-	-	79,025,162	-	-	-
5/19/1995	W/H TAX DIV DIS	(1,437)	-	(1,437)	-	-	79,023,725	-	-	-
5/23/1995	FIDELITY CASH RESERVES SBI W/H TAX DIV FORXX	(65)	-	(65)	-	-	79,023,659	-	-	-
5/31/1995	TRANS TO 1FN07040 (1FN070)	(2,204,436)	-	-	-	(2,204,436)	76,819,223	-	-	-
6/1/1995	W/H TAX DIV F	(9,263)	-	(9,263)	-	-	76,809,961	-	-	-
6/1/1995	W/H TAX DIV INTC	(717)	-	(717)	-	-	76,809,244	-	-	-
6/2/1995	W/H TAX DIV BA	(2,428)	-	(2,428)	-	-	76,806,816	-	-	-
6/6/1995	W/H TAX DIV JNJ	(6,163)	-	(6,163)	-	-	76,800,653	-	-	-
6/6/1995	W/H TAX DIV SO	(5,696)	-	(5,696)	-	-	76,794,957	-	-	-
6/12/1995	W/H TAX DIV GM	(6,499)	-	(6,499)	-	-	76,788,458	-	-	-
6/12/1995	W/H TAX DIV IBM	(4,295)	-	(4,295)	-	-	76,784,163	-	-	-
6/12/1995	W/H TAX DIV MMM	(5,617)	-	(5,617)	-	-	76,778,546	-	-	-
6/12/1995	W/H TAX DIV MOB	(10,365)	-	(10,365)	-	-	76,768,181	-	-	-
6/12/1995	W/H TAX DIV AN	(8,516)	-	(8,516)	-	-	76,759,665	-	-	-
6/12/1995	W/H TAX DIV DD	(8,157)	-	(8,157)	-	-	76,751,508	-	-	-
6/12/1995	W/H TAX DIV XON	(26,892)	-	(26,892)	-	-	76,724,616	-	-	-
6/14/1995	W/H TAX DIV BAC	(4,811)	-	(4,811)	-	-	76,719,805	-	-	-
6/15/1995	W/H TAX DIV ARC	(6,163)	-	(6,163)	-	-	76,713,643	-	-	-
6/16/1995	W/H TAX DIV AIG	(1,059)	-	(1,059)	-	-	76,712,583	-	-	-
6/16/1995	W/H TAX DIV MCD	(1,397)	-	(1,397)	-	-	76,711,186	-	-	-
6/19/1995	FIDELITY CASH RESERVES SBI WH TAX DIV FCRXX	(5)	-	(5)	-	-	76,711,182	-	-	-
6/23/1995	W/H TAX DIV MCIC	(517)	-	(517)	-	-	76,710,665	-	-	-
6/30/1995	W/H TAX DIV PEP	(4,752)	-	(4,752)	-	-	76,705,912	-	-	-
6/30/1995	TRANS TO 1FN07040 (1FN070)	(3,460,484)	-	-	-	(3,460,484)	73,245,428	-	-	-
7/3/1995	W/H TAX KO	(8,433)	-	(8,433)	-	-	73,236,995	-	-	-
7/3/1995	W/H TAX DIV SLB	(2,592)	-	(2,592)	-	-	73,234,403	-	-	-
7/3/1995	W/H TAX DIV MRK	(11,494)	-	(11,494)	-	-	73,222,909	-	-	-
7/10/1995	W/H TAX DIV WMT	(3,486)	-	(3,486)	-	-	73,219,423	-	-	-
7/14/1995	W/H TAX DIV C	(5,361)	-	(5,361)	-	-	73,214,062	-	-	-
7/19/1995	FIDELITY CASH RESERVES SBI W/H TAX DIV FCRXX	(238)	-	(238)	-	-	73,213,824	-	-	-
7/25/1995	W/H TAX DIV GE	(21,123)	-	(21,123)	-	-	73,192,702	-	-	-

BLMIS ACCOUNT NO. 1FN045 - CITCO GLOBAL CUSTODY N V FBO FAIRFIELD SENTRY LTD

Column 1	Column 2	Column 3	Column 4	Column 5	Column 6	Column 7	Column 8	Column 9	Column 10	Column 11
Date	Transaction Description	Transaction Reported in Customer Statement	Cash Deposits	Cash Withdrawals	Transfers of Principal In	Transfers of Principal Out	Balance of Principal	Preference Period Initial Transfers	Two Year Initial Transfers	Six Year Initial Transfers
7/28/1995	W/H TAX DIV DOW	(5,778)	-	(5,778)	-	-	73,186,923	-	-	-
7/31/1995	TRANS TO 1FN070-40 (1FN070)	(1,066,657)	-	-	-	(1,066,657)	72,120,267	-	-	-
8/1/1995	W/H TAX DIV AIT	(8,078)	-	(8,078)	-	-	72,112,189	-	-	-
8/1/1995	W/H TAX DIV T	(15,482)	-	(15,482)	-	-	72,096,708	-	-	-
8/1/1995	W/H TAX DIV BEL	(9,143)	-	(9,143)	-	-	72,087,565	-	-	-
8/1/1995	W/H TAX DIV BMY	(11,385)	-	(11,385)	-	-	72,076,180	-	-	-
8/3/1995	W/H TAX DIV AIG	(11)	-	(11)	-	-	72,076,169	-	-	-
8/10/1995	W/H TAX DIV AXP	(3,289)	-	(3,289)	-	-	72,072,879	-	-	-
8/16/1995	FIDELITY CASH RESERVES SBI W/H TAX DIV FCRXX	(121)	-	(121)	-	-	72,072,758	-	-	-
8/17/1995	W/H TAX DIV CCI	(3,464)	-	(3,464)	-	-	72,069,294	-	-	-
8/18/1995	W/H TAX DIV DIS	(1,385)	-	(1,385)	-	-	72,067,909	-	-	-
8/28/1995	TRANS TO 1FN01230 (1FN012)	(150,000)	-	-	-	(150,000)	71,917,909	-	-	-
8/28/1995	TRANS FROM 1FN07040 (1FN070)	5,762	-	-	5,762	-	71,923,671	-	-	-
9/1/1995	W/H TAX DIV F	(9,534)	-	(9,534)	-	-	71,914,136	-	-	-
9/1/1995	W/H TAX DIV INTC	(985)	-	(985)	-	-	71,913,151	-	-	-
9/1/1995	W/H TAX DIV BA	(2,502)	-	(2,502)	-	-	71,910,649	-	-	-
9/5/1995	W/H TAX DIV JNJ	(6,346)	-	(6,346)	-	-	71,904,303	-	-	-
9/6/1995	W/H TAX DIV SO	(5,784)	-	(5,784)	-	-	71,898,520	-	-	-
9/11/1995	W/H TAX DIV GM	(6,692)	-	(6,692)	-	-	71,891,828	-	-	-
9/11/1995	W/H TAX DIV MOB	(10,678)	-	(10,678)	-	-	71,881,150	-	-	-
9/11/1995	W/H TAX DIV XON	(27,691)	-	(27,691)	-	-	71,853,459	-	-	-
9/11/1995	W/H TAX DIV IBM	(4,423)	-	(4,423)	-	-	71,849,036	-	-	-
9/11/1995	W/H TAX DIV AN	(8,771)	-	(8,771)	-	-	71,840,265	-	-	-
9/11/1995	FIDELITY CASH RESERVES SBI W/H TAX DIV FCRXX	(71)	-	(71)	-	-	71,840,194	-	-	-
9/12/1995	W/H TAX DIV MMM	(5,789)	-	(5,789)	-	-	71,834,405	-	-	-
9/12/1995	W/H TAX DIV DD	(8,401)	-	(8,401)	-	-	71,826,004	-	-	-
9/15/1995	W/H TAX DIV ARC	(6,338)	-	(6,338)	-	-	71,819,666	-	-	-
9/15/1995	W/H TAX DIV MCD	(1,402)	-	(1,402)	-	-	71,818,264	-	-	-
9/15/1995	W/H TAX DIV ARC	(461)	-	(461)	-	-	71,817,803	-	-	-
9/15/1995	W/H TAX DIV BAC	(4,959)	-	(4,959)	-	-	71,812,845	-	-	-
9/22/1995	W/H TAX DIV AIG	(1,178)	-	(1,178)	-	-	71,811,666	-	-	-
9/29/1995	W/H TAX DIV PEP	(4,767)	-	(4,767)	-	-	71,806,899	-	-	-
9/29/1995	TRANS TO 1FN07040 (1FN070)	(2,301,677)	-	-	-	(2,301,677)	69,505,222	-	-	-
10/2/1995	W/H TAX DIV SLB	(2,600)	-	(2,600)	-	-	69,502,622	-	-	-
10/2/1995	W/H TAX DIV EK	(14)	-	(14)	-	-	69,502,608	-	-	-
10/2/1995	W/H TAX DIV MRK	(13,068)	-	(13,068)	-	-	69,489,540	-	-	-
10/2/1995	W/H TAX DIV KO	(8,529)	-	(8,529)	-	-	69,481,011	-	-	-
10/3/1995	W/H TAX DIV WMT	(3,497)	-	(3,497)	-	-	69,477,514	-	-	-
10/16/1995	FIDELITY CASH RESERVES SBI W/H TAX DIV FCRXX	(5)	-	(5)	-	-	69,477,509	-	-	-
10/19/1995	TRANS TO 1FN01230 (1FN012)	(5,000,000)	-	-	-	(5,000,000)	64,477,509	-	-	-
10/25/1995	W/H TAX DIV GE	(19,806)	-	(19,806)	-	-	64,457,703	-	-	-
10/27/1995	TRANS TO 1FN07040 (1FN070)	(261,954)	-	-	-	(261,954)	64,195,749	-	-	-
10/30/1995	W/H TAX DIV DOW	(5,613)	-	(5,613)	-	-	64,190,135	-	-	-
11/1/1995	W/H TAX DIV AIT	(7,825)	-	(7,825)	-	-	64,182,311	-	-	-
11/1/1995	W/H TAX DIV NYN	(6,824)	-	(6,824)	-	-	64,175,486	-	-	-
11/1/1995	W/H TAX DIV T	(14,819)	-	(14,819)	-	-	64,160,667	-	-	-
11/1/1995	W/H TAX DIV BMY	(10,573)	-	(10,573)	-	-	64,150,094	-	-	-
11/1/1995	W/H TAX DIV BEL	(8,573)	-	(8,573)	-	-	64,141,521	-	-	-
11/10/1995	W/H TAX DIV AXP	(3,062)	-	(3,062)	-	-	64,138,459	-	-	-
11/17/1995	W/H TAX DIV DIS	(1,286)	-	(1,286)	-	-	64,137,173	-	-	-
11/17/1995	W/H TAX DIV CCI	(3,266)	-	(3,266)	-	-	64,133,907	-	-	-
11/20/1995	FIDELITY CAS RESERVES SBI W/H TAX DIV FCRXX	(9)	-	(9)	-	-	64,133,898	-	-	-
11/24/1995	TRANS TO 1FN07040 (1FN070)	(471,634)	-	-	-	(471,634)	63,662,264	-	-	-
11/24/1995	TRANS FROM 1FN01230 (1FN012)	125,000	-	-	125,000	-	63,787,264	-	-	-
12/1/1995	W/H TAX DIV BA	(2,381)	-	(2,381)	-	-	63,784,883	-	-	-
12/1/1995	W/H TAX DIV F	(10,478)	-	(10,478)	-	-	63,774,405	-	-	-
12/1/1995	W/H TAX DIV INTC	(898)	-	(898)	-	-	63,773,507	-	-	-
12/5/1995	W/H TAX DIV JNJ	(5,838)	-	(5,838)	-	-	63,767,669	-	-	-
12/11/1995	W/H TAX DIV IBM	(3,912)	-	(3,912)	-	-	63,763,756	-	-	-
12/11/1995	W/H TAX DIV GM	(6,124)	-	(6,124)	-	-	63,757,633	-	-	-
12/11/1995	W/H TAX DIV AN	(8,165)	-	(8,165)	-	-	63,749,468	-	-	-
12/11/1995	W/H TAX DIV XON	(26,025)	-	(26,025)	-	-	63,723,443	-	-	-
12/11/1995	FIDELITY CASH RESERVES SBI W/H TAX DIV FCRXX	(2)	-	(2)	-	-	63,723,441	-	-	-
12/11/1995	W/H TAX DIV MOB	(10,070)	-	(10,070)	-	-	63,713,371	-	-	-
12/12/1995	W/H TAX DIV MMM	(5,436)	-	(5,436)	-	-	63,707,935	-	-	-
12/14/1995	W/H TAX DIV BAC	(4,695)	-	(4,695)	-	-	63,703,240	-	-	-
12/14/1995	W/H TAX DIV DD	(8,138)	-	(8,138)	-	-	63,695,103	-	-	-

BLMIS ACCOUNT NO. 1FN045 - CITCO GLOBAL CUSTODY N V FBO FAIRFIELD SENTRY LTD

Column 1	Column 2	Column 3	Column 4	Column 5	Column 6	Column 7	Column 8	Column 9	Column 10	Column 11
Date	Transaction Description	Transaction Amount Reported in Customer Statement	Cash Deposits	Cash Withdrawals	Transfers of Principal In	Transfers of Principal Out	Balance of Principal	Preference Period Initial Transfers	Two Year Initial Transfers	Six Year Initial Transfers
12/15/1995	W/H TAX DIV MCD	(1,286)	-	(1,286)	-	-	63,693.817	-	-	-
12/15/1995	W/H TAX DIV KO	(7,933)	-	(7,933)	-	-	63,685.883	-	-	-
12/22/1995	W/H TAX DIV AIG	(1,099)	-	(1,099)	-	-	63,684.784	-	-	-
12/29/1995	TRANS TO 1FN07040 (1FN070)	(5,577.776)	-	-	-	(5,577.776)	58,107.009	-	-	-
1/2/1996	W/H TAX DIV PEP	(4,491)	-	(4,491)	-	-	58,102.518	-	-	-
1/2/1996	W/H TAX DIV EK	(3,810)	-	(3,810)	-	-	58,098.708	-	-	-
1/2/1996	W/H TAX DIV MRK	(12,029)	-	(12,029)	-	-	58,086.678	-	-	-
1/5/1996	W/H TAX DIV WMT	(3,232)	-	(3,232)	-	-	58,083.447	-	-	-
1/12/1996	W/H TAX DIV C	(6,124)	-	(6,124)	-	-	58,077.323	-	-	-
1/18/1996	FIDELITY CASH RESERVES SBI W/H TAX DIV FCRXX	(2)	-	(2)	-	-	58,077.321	-	-	-
1/31/1996	TRANS TO 1FN07040 (1FN070)	(71.650)	-	-	-	(71.650)	58,005.671	-	-	-
2/20/1996	W/H TAX DIV CCI	(4,993)	-	(4,993)	-	-	58,000.678	-	-	-
2/20/1996	FIDELITY CASH RESERVES SBI W/H TAX DIV FCRXX	(44)	-	(44)	-	-	58,000.634	-	-	-
2/29/1996	TRANS TO 1FN07040 (1FN070)	(7,585.905)	-	-	-	(7,585.905)	50,414.729	-	-	-
3/1/1996	W/H TAX DIV INTC	(847)	-	(847)	-	-	50,413.882	-	-	-
3/1/1996	W/H TAX DIV COL	(333)	-	(333)	-	-	50,413.550	-	-	-
3/1/1996	W/H TAX DIV F	(9,586)	-	(9,586)	-	-	50,403.963	-	-	-
3/1/1996	W/H TAX DIV BA	(2,245)	-	(2,245)	-	-	50,401.718	-	-	-
3/11/1996	W/H TAX DIV GM	(7,517)	-	(7,517)	-	-	50,394.202	-	-	-
3/11/1996	W/H TAX DIV IBM	(3,688)	-	(3,688)	-	-	50,390.514	-	-	-
3/11/1996	W/H TAX DIV XON	(23,715)	-	(23,715)	-	-	50,366.799	-	-	-
3/11/1996	W/H TAX DIV AN	(8,046)	-	(8,046)	-	-	50,358.753	-	-	-
3/11/1996	W/H TAX DIV MOB	(9,493)	-	(9,493)	-	-	50,349.261	-	-	-
3/12/1996	W/H TAX DIV BAC	(5,195)	-	(5,195)	-	-	50,344.065	-	-	-
3/12/1996	W/H TAX DIV INJ	(5,755)	-	(5,755)	-	-	50,338.310	-	-	-
3/14/1996	W/H TAX DIV DD	(7,338)	-	(7,338)	-	-	50,330.972	-	-	-
3/15/1996	W/H TAX DIV ARC	(5,292)	-	(5,292)	-	-	50,325.681	-	-	-
3/15/1996	W/H TAX DIV MCD	(441)	-	(441)	-	-	50,325.240	-	-	-
3/21/1996	FIDELITY CASH RESERVES SBI W/H TAX DIV FCRXX	(10)	-	(10)	-	-	50,325.229	-	-	-
3/22/1996	W/H TAX DIV AIG	(724)	-	(724)	-	-	50,324.505	-	-	-
3/29/1996	W/H TAX DIV PEP	(2,840)	-	(2,840)	-	-	50,321.665	-	-	-
3/29/1996	TRANS FROM 1FN07040 (1FN070)	1,828.882	-	-	1,828.882	-	52,150.547	-	-	-
4/1/1996	W/H TAX DIV KO	(7,568)	-	(7,568)	-	-	52,142.979	-	-	-
4/1/1996	W/H TAX DIV EK	(1,259)	-	(1,259)	-	-	52,141.720	-	-	-
4/1/1996	W/H TAX DIV MRK	(7,647)	-	(7,647)	-	-	52,134.073	-	-	-
4/1/1996	W/H TAX DIV S	(835)	-	(835)	-	-	52,133.237	-	-	-
4/2/1996	W/H TAX DIV C	(5,457)	-	(5,457)	-	-	52,127.780	-	-	-
4/8/1996	W/H TAX DIV WMT	(2,920)	-	(2,920)	-	-	52,124.860	-	-	-
4/10/1996	W/H TAX DIV HWP	(2,490)	-	(2,490)	-	-	52,122.370	-	-	-
4/17/1996	FIDELITY CASH RESERVES SBI W/H TAX DIV FCRXX	(3)	-	(3)	-	-	52,122.367	-	-	-
4/25/1996	W/H TAX DIV GE	(7,239)	-	(7,239)	-	-	52,115.128	-	-	-
4/30/1996	W/H TAX DIV DOW	(4,748)	-	(4,748)	-	-	52,110.381	-	-	-
4/30/1996	TRANS FROM 1FN07040 (1FN070)	868.793	-	-	868.793	-	52,979.173	-	-	-
5/1/1996	W/H TAX DIV T	(12,871)	-	(12,871)	-	-	52,966.302	-	-	-
5/1/1996	W/H TAX DIV BEL	(7,633)	-	(7,633)	-	-	52,958.669	-	-	-
5/1/1996	W/H TAX DIV NYN	(5,976)	-	(5,976)	-	-	52,952.693	-	-	-
5/1/1996	W/H TAX DIV BMY	(9,306)	-	(9,306)	-	-	52,943.388	-	-	-
5/1/1996	W/H TAX DIV AIT	(7,045)	-	(7,045)	-	-	52,936.342	-	-	-
5/2/1996	W/H TAX DIV PNU	(3,310)	-	(3,310)	-	-	52,933.033	-	-	-
5/10/1996	W/H TAX DIV AXP	(2,704)	-	(2,704)	-	-	52,930.329	-	-	-
5/14/1996	FIDELITY CASH RESERVES SBI W/H TAX DIV FCRXX	(81)	-	(81)	-	-	52,930.248	-	-	-
5/17/1996	W/H TAX DIV DIS	(1,400)	-	(1,400)	-	-	52,928.848	-	-	-
5/17/1996	W/H TAX DIV CCI	(5,231)	-	(5,231)	-	-	52,923.617	-	-	-
5/21/1996	W/H TAX DIV AIG	(968)	-	(968)	-	-	52,922.648	-	-	-
5/31/1996	TRANS FROM 1FN07040 (1FN070)	1,758.480	-	-	1,758.480	-	54,681.128	-	-	-
6/3/1996	AMERICAN INTL GROUP INC CXL W/H TAX 5/07/96 AIG	968	-	968	-	-	54,682.097	-	-	-
6/3/1996	W/H TAX DIV INTC	(810)	-	(810)	-	-	54,681.287	-	-	-
6/3/1996	W/H TAX DIV F	(9,132)	-	(9,132)	-	-	54,672.155	-	-	-
6/3/1996	W/H TAX DIV COL	(318)	-	(318)	-	-	54,671.836	-	-	-
6/7/1996	W/H TAX DIV BA	(1,136)	-	(1,136)	-	-	54,670.701	-	-	-
6/10/1996	W/H TAX DIV MOB	(9,506)	-	(9,506)	-	-	54,661.195	-	-	-
6/10/1996	W/H TAX DIV AN	(7,811)	-	(7,811)	-	-	54,653.385	-	-	-
6/10/1996	W/H TAX DIV IBM	(4,955)	-	(4,955)	-	-	54,648.430	-	-	-
6/11/1996	W/H TAX DIV INJ	(3,083)	-	(3,083)	-	-	54,645.347	-	-	-
6/12/1996	W/H TAX DIV MMM	(4,378)	-	(4,378)	-	-	54,640.969	-	-	-
6/12/1996	W/H TAX DIV BAC	(2,359)	-	(2,359)	-	-	54,638.610	-	-	-
6/14/1996	W/H TAX DIV MCD	(1,211)	-	(1,211)	-	-	54,637.399	-	-	-

BLMIS ACCOUNT NO. 1FN045 - CITCO GLOBAL CUSTODY N V FBO FAIRFIELD SENTRY LTD

Column 1	Column 2	Column 3	Column 4	Column 5	Column 6	Column 7	Column 8	Column 9	Column 10	Column 11
Date	Transaction Description	Transaction Amount Reported in Customer Statement	Cash Deposits	Cash Withdrawals	Transfers of Principal In	Transfers of Principal Out	Balance of Principal	Preference Period Initial Transfers	Two Year Initial Transfers	Six Year Initial Transfers
6/21/1996	W/H TAX DIV AIG	(897)	-	(897)	-	-	54,636,502	-	-	-
6/25/1996	FIDELITY CASH RESERVES SBI W/H TAX DIV FCRXX	(10)	-	(10)	-	-	54,636,492	-	-	-
6/28/1996	W/H TAX DIV PEP	(4,285)	-	(4,285)	-	-	54,632,207	-	-	-
6/28/1996	TRANS FROM 1FN07040 (1FN070)	70,676	-	-	70,676	-	54,702,883	-	-	-
7/1/1996	W/H TAX DIV MRK	(9,924)	-	(9,924)	-	-	54,692,959	-	-	-
7/1/1996	W/H TAX DIV KO	(7,607)	-	(7,607)	-	-	54,685,352	-	-	-
7/1/1996	W/H TAX DIV WMT	(2,836)	-	(2,836)	-	-	54,682,515	-	-	-
7/5/1996	W/H TAX DIV SLB	(2,096)	-	(2,096)	-	-	54,680,420	-	-	-
7/10/1996	W/H TAX DIV HWP	(2,981)	-	(2,981)	-	-	54,677,439	-	-	-
7/15/1996	W/H TAX DIV C	(6,086)	-	(6,086)	-	-	54,671,353	-	-	-
7/22/1996	FIDELITY CASH RESERVES SBI W/H TAX DIV FCRXX	(21)	-	(21)	-	-	54,671,332	-	-	-
7/25/1996	W/H TAX DIV GE	(18,058)	-	(18,058)	-	-	54,653,273	-	-	-
7/30/1996	W/H TAX DIV DOW	(4,192)	-	(4,192)	-	-	54,649,082	-	-	-
7/31/1996	TRANS FROM 1FN07040 (1FN070)	7,437,859	-	-	7,437,859	-	62,086,940	-	-	-
8/1/1996	W/H TAX DIV EK	(3,229)	-	(3,229)	-	-	62,083,711	-	-	-
8/1/1996	W/H TAX DIV PNU	(3,197)	-	(3,197)	-	-	62,080,514	-	-	-
8/1/1996	W/H TAX DIV BMY	(8,879)	-	(8,879)	-	-	62,071,635	-	-	-
8/1/1996	W/H TAX DIV AIT	(6,606)	-	(6,606)	-	-	62,065,029	-	-	-
8/1/1996	W/H TAX DIV T	(12,543)	-	(12,543)	-	-	62,052,486	-	-	-
8/1/1996	W/H TAX DIV BEL	(7,180)	-	(7,180)	-	-	62,045,306	-	-	-
8/1/1996	W/H TAX DIV NYN	(5,883)	-	(5,883)	-	-	62,039,423	-	-	-
8/9/1996	W/H TAX DIV AXP	(2,524)	-	(2,524)	-	-	62,036,899	-	-	-
8/16/1996	W/H TAX DIV DIS	(1,714)	-	(1,714)	-	-	62,035,185	-	-	-
8/19/1996	FIDELITY CASH RESERVES SBI W/H TAX DIV FCRXX	(42)	-	(42)	-	-	62,035,143	-	-	-
8/19/1996	W/H TAX DIV CCI	(5,589)	-	(5,589)	-	-	62,029,554	-	-	-
8/30/1996	TRANS TO 1FN07040 (1FN070)	(4,182,376)	-	-	-	(4,182,376)	57,847,178	-	-	-
9/3/1996	W/H TAX DIV COL	(352)	-	(352)	-	-	57,846,826	-	-	-
9/3/1996	W/H TAX DIV INTC	(1,098)	-	(1,098)	-	-	57,845,728	-	-	-
9/3/1996	W/H TAX DIV F	(11,677)	-	(11,677)	-	-	57,834,051	-	-	-
9/5/1996	CHECK WIRE	32,000,000	32,000,000	-	-	-	89,834,051	-	-	-
9/6/1996	W/H TAX DIV BA	(2,516)	-	(2,516)	-	-	89,831,534	-	-	-
9/10/1996	W/H TAX DIV MOB	(10,359)	-	(10,359)	-	-	89,821,175	-	-	-
9/10/1996	W/H TAX DIV AN	(8,517)	-	(8,517)	-	-	89,812,658	-	-	-
9/10/1996	W/H TAX DIV GM	(8,211)	-	(8,211)	-	-	89,804,448	-	-	-
9/10/1996	W/H TAX DIV INJ	(6,793)	-	(6,793)	-	-	89,797,654	-	-	-
9/10/1996	W/H TAX DIV IBM	(5,262)	-	(5,262)	-	-	89,792,392	-	-	-
9/10/1996	W/H TAX DIV XON	(25,588)	-	(25,588)	-	-	89,766,804	-	-	-
9/12/1996	CHECK WIRE	1,400,000	1,400,000	-	-	-	91,166,804	-	-	-
9/12/1996	W/H TAX DIV DD	(8,607)	-	(8,607)	-	-	91,158,197	-	-	-
9/12/1996	FIDELITY CASH RESERVES SBI W/H TAX DIV FCRXX	(2)	-	(2)	-	-	91,158,195	-	-	-
9/12/1996	W/H TAX DIV BAC	(5,223)	-	(5,223)	-	-	91,152,972	-	-	-
9/13/1996	W/H TAX DIV ARC	(522)	-	(522)	-	-	91,152,449	-	-	-
9/13/1996	W/H TAX DIV MCD	(1,348)	-	(1,348)	-	-	91,151,102	-	-	-
9/20/1996	W/H TAX DIV AIG	(1,180)	-	(1,180)	-	-	91,149,922	-	-	-
9/27/1996	W/H TAX DIV PEP	(4,751)	-	(4,751)	-	-	91,145,171	-	-	-
9/30/1996	TRANS TO 1FN07040 (1FN070)	(3,647,768)	-	-	-	(3,647,768)	87,497,403	-	-	-
10/1/1996	W/H TAX DIV MRK	(12,956)	-	(12,956)	-	-	87,484,447	-	-	-
10/1/1996	W/H TAX DIV KO	(10,225)	-	(10,225)	-	-	87,474,222	-	-	-
10/1/1996	W/H TAX DIV EK	(3,595)	-	(3,595)	-	-	87,470,628	-	-	-
10/2/1996	CHECK WIRE	50,000,000	50,000,000	-	-	-	137,470,628	-	-	-
10/7/1996	W/H TAX DIV WMT	(3,149)	-	(3,149)	-	-	137,467,479	-	-	-
10/15/1996	CHECK WIRE	6,000,000	6,000,000	-	-	-	143,467,479	-	-	-
10/15/1996	W/H TAX DIV C	(1,499)	-	(1,499)	-	-	143,465,980	-	-	-
10/15/1996	FIDELITY CASH RESERVES SBI W/H TAX DIV FCRXX	(12)	-	(12)	-	-	143,465,968	-	-	-
10/31/1996	TRANS TO 1FN07040 (1FN070)	(1,122,735)	-	-	-	(1,122,735)	142,343,233	-	-	-
11/1/1996	W/H TAX DIV T	(13,859)	-	(13,859)	-	-	142,329,374	-	-	-
11/8/1996	FIDELITY CASH RESERVES SBI W/H TAX DIV FCRXX	(27)	-	(27)	-	-	142,329,347	-	-	-
11/19/1996	W/H TAX DIV CCI	(4,314)	-	(4,314)	-	-	142,325,033	-	-	-
11/29/1996	TRANS TO 1FN07040 (1FN070)	(3,870,921)	-	-	-	(3,870,921)	138,454,112	-	-	-
12/2/1996	W/H TAX DIV INTC	(908)	-	(908)	-	-	138,453,204	-	-	-
12/2/1996	W/H TAX DIV F	(9,325)	-	(9,325)	-	-	138,443,879	-	-	-
12/6/1996	W/H TAX DIV BA	(3,962)	-	(3,962)	-	-	138,439,917	-	-	-
12/10/1996	W/H TAX DIV AN	(6,560)	-	(6,560)	-	-	138,433,357	-	-	-
12/10/1996	W/H TAX DIV MOB	(8,074)	-	(8,074)	-	-	138,425,283	-	-	-
12/10/1996	W/H TAX DIV IBM	(3,709)	-	(3,709)	-	-	138,421,575	-	-	-
12/10/1996	W/H TAX DIV XON	(39,923)	-	(39,923)	-	-	138,381,652	-	-	-
12/10/1996	W/H TAX DIV INJ	(10,274)	-	(10,274)	-	-	138,371,378	-	-	-

BLMIS ACCOUNT NO. 1FN045 - CITCO GLOBAL CUSTODY N V FBO FAIRFIELD SENTRY LTD

Column 1	Column 2	Column 3	Column 4	Column 5	Column 6	Column 7	Column 8	Column 9	Column 10	Column 11
Date	Transaction Description	Transaction Amount Reported in Customer Statement	Cash Deposits	Cash Withdrawals	Transfers of Principal In	Transfers of Principal Out	Balance of Principal	Preference Period Initial Transfers	Two Year Initial Transfers	Six Year Initial Transfers
12/10/1996	W/H TAX DIV GM	(12,128)	-	(12,128)	-	-	138,359,250	-	-	-
12/12/1996	W/H TAX DIV MTC	(3,562)	-	(3,562)	-	-	138,355,688	-	-	-
12/12/1996	W/H TAX DIV BAC	(7,913)	-	(7,913)	-	-	138,347,775	-	-	-
12/12/1996	W/H TAX DIV MMM	(8,419)	-	(8,419)	-	-	138,339,355	-	-	-
12/13/1996	W/H TAX DIV MCD	(2,122)	-	(2,122)	-	-	138,337,233	-	-	-
12/16/1996	W/H TAX DIV DD	(13,250)	-	(13,250)	-	-	138,323,983	-	-	-
12/16/1996	W/H TAX DIV KO	(12,508)	-	(12,508)	-	-	138,311,475	-	-	-
12/18/1996	FIDELITY CASH RESERVES SBI W/H TAX DIV FCRXX	(23)	-	(23)	-	-	138,311,452	-	-	-
12/20/1996	W/H TAX DIV AIG	(1,920)	-	(1,920)	-	-	138,309,532	-	-	-
12/31/1996	TRANS TO 1FN07040 (1FN070)	(680,538)	-	-	-	(680,538)	137,628,994	-	-	-
1/2/1997	W/H TAX DIV MRK	(20,012)	-	(20,012)	-	-	137,608,982	-	-	-
1/2/1997	W/H TAX DIV EK	(5,660)	-	(5,660)	-	-	137,603,322	-	-	-
1/2/1997	W/H TAX DIV PEP	(7,264)	-	(7,264)	-	-	137,596,058	-	-	-
1/10/1997	FIDELITY SPARTAN U S TREASURY MONEY MARKET	(3)	-	(3)	-	-	137,596,055	-	-	-
1/15/1997	CHECK WIRE	14,700,000	14,700,000	-	-	-	152,296,055	-	-	-
1/15/1997	W/H TAX DIV C	(11,325)	-	(11,325)	-	-	152,284,729	-	-	-
1/17/1997	W/H TAX DIV WMT	(4,882)	-	(4,882)	-	-	152,279,848	-	-	-
1/31/1997	TRANS TO 1FN07040 (1FN070)	(4,183,823)	-	-	-	(4,183,823)	148,096,025	-	-	-
2/18/1997	FIDELITY SPARTAN U S TREASURY MONEY MARKET	(1)	-	(1)	-	-	148,096,023	-	-	-
2/20/1997	W/H TAX DIV CCI	(10,255)	-	(10,255)	-	-	148,085,768	-	-	-
2/28/1997	TRANS TO 1FN07040 (1FN070)	(3,551,975)	-	-	-	(3,551,975)	144,533,793	-	-	-
3/3/1997	W/H TAX DIV INTC	(1,664)	-	(1,664)	-	-	144,532,129	-	-	-
3/3/1997	W/H TAX DIV COL	(542)	-	(542)	-	-	144,531,587	-	-	-
3/3/1997	W/H TAX DIV F	(18,603)	-	(18,603)	-	-	144,512,984	-	-	-
3/7/1997	W/H TAX DIV BA	(4,030)	-	(4,030)	-	-	144,508,954	-	-	-
3/10/1997	W/H TAX DIV IBM	(7,458)	-	(7,458)	-	-	144,501,495	-	-	-
3/10/1997	W/H TAX DIV MOB	(17,437)	-	(17,437)	-	-	144,484,059	-	-	-
3/10/1997	W/H TAX DIV GM	(15,094)	-	(15,094)	-	-	144,468,965	-	-	-
3/10/1997	W/H TAX DIV AN	(14,393)	-	(14,393)	-	-	144,454,571	-	-	-
3/10/1997	W/H TAX DIV XON	(40,093)	-	(40,093)	-	-	144,414,478	-	-	-
3/11/1997	FIDELITY SPARTAN U S TREASURY MONEY MARKET	(18)	-	(18)	-	-	144,414,460	-	-	-
3/11/1997	W/H TAX DIV JNJ	(10,303)	-	(10,303)	-	-	144,404,158	-	-	-
3/12/1997	W/H TAX DIV MMM	(8,919)	-	(8,919)	-	-	144,395,239	-	-	-
3/12/1997	W/H TAX DIV BAC	(9,010)	-	(9,010)	-	-	144,386,229	-	-	-
3/14/1997	W/H TAX DIV DD	(13,105)	-	(13,105)	-	-	144,373,123	-	-	-
3/20/1997	CHECK WIRE	403,925	403,925	-	-	-	144,777,048	-	-	-
3/20/1997	CHECK WIRE	115,425	115,425	-	-	-	144,892,473	-	-	-
3/31/1997	W/H TAX DIV PEP	(2,050)	-	(2,050)	-	-	144,890,424	-	-	-
3/31/1997	TRANS FROM 1FN07040 (1FN070)	2,325,993	-	-	2,325,993	-	147,216,417	-	-	-
4/1/1997	W/H TAX DIV KO	(3,968)	-	(3,968)	-	-	147,212,448	-	-	-
4/2/1997	CHECK WIRE	35,000,000	35,000,000	-	-	-	182,212,448	-	-	-
4/4/1997	W/H TAX DIV SLB	(3,857)	-	(3,857)	-	-	182,208,592	-	-	-
4/9/1997	CHECK WIRE	205,000	205,000	-	-	-	182,413,592	-	-	-
4/9/1997	W/H TAX DIV WMT	(1,775)	-	(1,775)	-	-	182,411,817	-	-	-
4/15/1997	W/H TAX DIV C	(3,390)	-	(3,390)	-	-	182,408,427	-	-	-
4/16/1997	W/H TAX DIV HWP	(3,082)	-	(3,082)	-	-	182,405,346	-	-	-
4/24/1997	FIDELITY SPARTAN U S TREASURY MONEY MARKET	(15)	-	(15)	-	-	182,405,331	-	-	-
4/30/1997	TRANS FROM 1FN07040 (1FN070)	9,453,364	-	-	9,453,364	-	191,858,695	-	-	-
5/1/1997	W/H TAX DIV BMY	(9,891)	-	(9,891)	-	-	191,848,804	-	-	-
5/1/1997	W/H TAX DIV T	(13,444)	-	(13,444)	-	-	191,835,360	-	-	-
5/1/1997	W/H TAX DIV BEL	(8,076)	-	(8,076)	-	-	191,827,284	-	-	-
5/1/1997	W/H TAX DIV AIT	(7,980)	-	(7,980)	-	-	191,819,303	-	-	-
5/6/1997	CHECK WIRE	30,000,000	30,000,000	-	-	-	221,819,303	-	-	-
5/7/1997	CHECK WIRE	110,025	110,025	-	-	-	221,929,328	-	-	-
5/7/1997	CHECK WIRE	18,025	18,025	-	-	-	221,947,353	-	-	-
5/9/1997	W/H TAX DIV AXP	(2,745)	-	(2,745)	-	-	221,944,609	-	-	-
5/12/1997	FIDELITY SPARTAN U S TREASURY MONEY MARKET	(22)	-	(22)	-	-	221,944,587	-	-	-
5/13/1997	CHECK WIRE	8,000,000	8,000,000	-	-	-	229,944,587	-	-	-
5/16/1997	W/H TAX DIV DIS	(2,297)	-	(2,297)	-	-	229,942,290	-	-	-
5/19/1997	W/H TAX DIV CCI	(2,702)	-	(2,702)	-	-	229,939,588	-	-	-
5/30/1997	TRANS TO 1FN07040 (1FN070)	(3,326,923)	-	-	-	(3,326,923)	226,612,665	-	-	-
6/2/1997	W/H TAX DIV COL	(154)	-	(154)	-	-	226,612,511	-	-	-
6/2/1997	W/H TAX DIV F	(5,644)	-	(5,644)	-	-	226,606,867	-	-	-
6/2/1997	W/H TAX DIV INTC	(472)	-	(472)	-	-	226,606,395	-	-	-
6/10/1997	W/H TAX DIV MOB	(4,546)	-	(4,546)	-	-	226,601,849	-	-	-
6/10/1997	W/H TAX DIV AN	(3,802)	-	(3,802)	-	-	226,598,047	-	-	-
6/10/1997	W/H TAX DIV IBM	(2,516)	-	(2,516)	-	-	226,595,531	-	-	-

BLMIS ACCOUNT NO. 1FN045 - CITCO GLOBAL CUSTODY N V FBO FAIRFIELD SENTRY LTD

Column 1	Column 2	Column 3	Column 4	Column 5	Column 6	Column 7	Column 8	Column 9	Column 10	Column 11
Date	Transaction Description	Transaction Amount Reported in Customer Statement	Cash Deposits	Cash Withdrawals	Transfers of Principal In	Transfers of Principal Out	Balance of Principal	Preference Period Initial Transfers	Two Year Initial Transfers	Six Year Initial Transfers
6/11/1997	FIDELITY SPARTAN U S TREASURY MONEY MARKET	(56)	-	(56)	-	-	226,595,475	-	-	-
6/30/1997	TRANS TO 1FN07040 (1FN070)	(4,080,019)	-	-	-	(4,080,019)	222,515,456	-	-	-
7/2/1997	CHECK WIRE	40,000,000	40,000,000	-	-	-	262,515,456	-	-	-
7/9/1997	W/H TAX DIV HWP	(6,747)	-	(6,747)	-	-	262,508,709	-	-	-
7/14/1997	W/H TAX DIV WMT	(7,465)	-	(7,465)	-	-	262,501,244	-	-	-
7/18/1997	FIDELITY SPARTAN U S TREASURY MONEY MARKET	(5)	-	(5)	-	-	262,501,238	-	-	-
7/22/1997	CHECK WIRE	14,000,000	14,000,000	-	-	-	276,501,238	-	-	-
7/25/1997	W/H TAX DIV GE	(40,804)	-	(40,804)	-	-	276,460,434	-	-	-
7/31/1997	TRANS TO 1FN07040 (1FN070)	(6,006,758)	-	-	-	(6,006,758)	270,453,676	-	-	-
8/1/1997	W/H TAX DIV T	(25,487)	-	(25,487)	-	-	270,428,190	-	-	-
8/1/1997	W/H TAX DIV AIT	(14,662)	-	(14,662)	-	-	270,413,528	-	-	-
8/1/1997	W/H TAX DIV BEL	(15,545)	-	(15,545)	-	-	270,397,983	-	-	-
8/1/1997	W/H TAX DIV BMY	(18,079)	-	(18,079)	-	-	270,379,904	-	-	-
8/8/1997	W/H TAX DIV AXP	(5,005)	-	(5,005)	-	-	270,374,899	-	-	-
8/13/1997	CHECK WIRE	13,000,000	13,000,000	-	-	-	283,374,899	-	-	-
8/13/1997	CHECK WIRE	872,840	872,840	-	-	-	284,247,739	-	-	-
8/20/1997	FIDELITY SPARTAN U S TREASURY MONEY MARKET	(108)	-	(108)	-	-	284,247,632	-	-	-
8/22/1997	W/H TAX DIV DIS	(4,257)	-	(4,257)	-	-	284,243,375	-	-	-
8/29/1997	TRANS FROM 1FN07040 (1FN070)	92,008	-	-	92,008	-	284,335,383	-	-	-
9/10/1997	CHECK WIRE	17,000,000	17,000,000	-	-	-	301,335,383	-	-	-
9/12/1997	W/H TAX DIV MMM	(7,723)	-	(7,723)	-	-	301,327,660	-	-	-
9/12/1997	W/H TAX DIV MCD	(3,048)	-	(3,048)	-	-	301,324,612	-	-	-
9/19/1997	W/H TAX DIV AIG	(2,771)	-	(2,771)	-	-	301,321,842	-	-	-
9/23/1997	FIDELITY SPARTAN U S TREASURY MONEY MARKET	(13)	-	(13)	-	-	301,321,829	-	-	-
9/26/1997	W/H TAX DIV NB	(12,665)	-	(12,665)	-	-	301,309,163	-	-	-
9/30/1997	TRANS TO 1FN07040 (1FN070)	(428,150)	-	-	-	(428,150)	300,881,013	-	-	-
10/1/1997	W/H TAX DIV MRK	(28,488)	-	(28,488)	-	-	300,852,525	-	-	-
10/1/1997	W/H TAX DIV S	(4,140)	-	(4,140)	-	-	300,848,385	-	-	-
10/1/1997	W/H TAX DIV KO	(17,726)	-	(17,726)	-	-	300,830,659	-	-	-
10/7/1997	W/H TAX DIV PEP	(10,009)	-	(10,009)	-	-	300,820,650	-	-	-
10/10/1997	W/H TAX DIV SLB	(4,856)	-	(4,856)	-	-	300,815,794	-	-	-
10/14/1997	W/H TAX DIV WMT	(7,964)	-	(7,964)	-	-	300,807,831	-	-	-
10/15/1997	W/H TAX DIV C	(14,388)	-	(14,388)	-	-	300,793,443	-	-	-
10/15/1997	W/H TAX DIV HWP	(7,252)	-	(7,252)	-	-	300,786,191	-	-	-
10/22/1997	FIDELITY SPARTAN U S TREASURY MONEY MARKET	(111)	-	(111)	-	-	300,786,080	-	-	-
10/27/1997	W/H TAX DIV GE	(45,648)	-	(45,648)	-	-	300,740,432	-	-	-
10/31/1997	TRANS FROM 1FN07040 (1FN070)	1,887,720	-	-	1,887,720	-	302,628,152	-	-	-
11/3/1997	W/H TAX DIV BEL	(32,635)	-	(32,635)	-	-	302,595,517	-	-	-
11/3/1997	W/H TAX DIV T	(29,054)	-	(29,054)	-	-	302,566,463	-	-	-
11/3/1997	W/H TAX DIV AIT	(17,048)	-	(17,048)	-	-	302,549,415	-	-	-
11/3/1997	W/H TAX DIV BMY	(20,692)	-	(20,692)	-	-	302,528,723	-	-	-
11/5/1997	CHECK WIRE	23,500,000	23,500,000	-	-	-	326,028,723	-	-	-
11/10/1997	W/H TAX DIV AXP	(5,787)	-	(5,787)	-	-	326,022,936	-	-	-
11/20/1997	FIDELITY SPARTAN U S TREASURY MONEY MARKET	(5)	-	(5)	-	-	326,022,931	-	-	-
11/21/1997	W/H TAX DIV DIS	(4,816)	-	(4,816)	-	-	326,018,115	-	-	-
11/28/1997	TRANS TO 1FN07040 (1FN070)	(6,228,887)	-	-	-	(6,228,887)	319,789,228	-	-	-
12/12/1997	W/H TAX DIV MCD	(2,538)	-	(2,538)	-	-	319,786,690	-	-	-
12/15/1997	W/H TAX DIV KO	(15,506)	-	(15,506)	-	-	319,771,184	-	-	-
12/17/1997	FIDELITY SPARTAN U S TREASURY MONEY MARKET	(14)	-	(14)	-	-	319,771,171	-	-	-
12/19/1997	W/H TAX DIV AIG	(2,307)	-	(2,307)	-	-	319,768,863	-	-	-
12/24/1997	W/H TAX DIV NB	(12,158)	-	(12,158)	-	-	319,756,705	-	-	-
12/31/1997	TRANS FROM 1FN07040 (1FN070)	4,341,967	-	-	4,341,967	-	324,098,672	-	-	-
1/2/1998	W/H TAX DIV MRK	(24,366)	-	(24,366)	-	-	324,074,306	-	-	-
1/2/1998	W/H TAX DIV PEP	(8,614)	-	(8,614)	-	-	324,065,692	-	-	-
1/15/1998	W/H TAX DIV C	(11,814)	-	(11,814)	-	-	324,053,878	-	-	-
1/20/1998	FIDELITY SPARTAN U S TREASURY MONEY MARKET	(4)	-	(4)	-	-	324,053,874	-	-	-
1/30/1998	TRANS FROM 1FN07040 (1FN070)	1,791,004	-	-	1,791,004	-	325,844,878	-	-	-
2/12/1998	CHECK WIRE	15,500,000	15,500,000	-	-	-	341,344,878	-	-	-
2/19/1998	W/H TAX DIV CCI	(10,304)	-	(10,304)	-	-	341,334,573	-	-	-
2/24/1998	FIDELITY SPARTAN U S TREASURY MONEY MARKET	(22)	-	(22)	-	-	341,334,551	-	-	-
2/25/1998	W/H TAX DIV MER	(2,688)	-	(2,688)	-	-	341,331,863	-	-	-
2/27/1998	TRANS TO 1FN07040 (1FN070)	(24,281,577)	-	-	-	(24,281,577)	317,050,286	-	-	-
3/2/1998	W/H TAX DIV INTC	(1,983)	-	(1,983)	-	-	317,048,304	-	-	-
3/2/1998	W/H TAX DIV F	(20,229)	-	(20,229)	-	-	317,028,074	-	-	-
3/6/1998	CHECK WIRE	35,000,000	35,000,000	-	-	-	352,028,074	-	-	-
3/6/1998	W/H TAX DIV BA	(8,189)	-	(8,189)	-	-	352,019,885	-	-	-
3/10/1998	W/H TAX DIV XON	(40,414)	-	(40,414)	-	-	351,979,472	-	-	-

BLMIS ACCOUNT NO. 1FN045 - CITCO GLOBAL CUSTODY N V FBO FAIRFIELD SENTRY LTD

Column 1	Column 2	Column 3	Column 4	Column 5	Column 6	Column 7	Column 8	Column 9	Column 10	Column 11
Date	Transaction Description	Transaction Amount Reported in Customer Statement	Cash Deposits	Cash Withdrawals	Transfers of Principal In	Transfers of Principal Out	Balance of Principal	Preference Period Initial Transfers	Two Year Initial Transfers	Six Year Initial Transfers
3/10/1998	W/H TAX DIV IBM	(7,616)	-	(7,616)	-	-	351,971,856	-	-	-
3/10/1998	W/H TAX DIV MOB	(17,876)	-	(17,876)	-	-	351,953,980	-	-	-
3/10/1998	W/H TAX DIV AN	(21,935)	-	(21,935)	-	-	351,932,045	-	-	-
3/10/1998	W/H TAX DIV JNJ	(17,158)	-	(17,158)	-	-	351,914,887	-	-	-
3/10/1998	W/H TAX DIV GM	(21,122)	-	(21,122)	-	-	351,893,764	-	-	-
3/11/1998	W/H TAX DIV BAC	(14,189)	-	(14,189)	-	-	351,879,576	-	-	-
3/12/1998	W/H TAX DIV MMM	(12,511)	-	(12,511)	-	-	351,867,065	-	-	-
3/13/1998	W/H TAX DIV ARC	(9,576)	-	(9,576)	-	-	351,857,488	-	-	-
3/16/1998	W/H TAX DIV DD	(20,472)	-	(20,472)	-	-	351,837,016	-	-	-
3/17/1998	FIDELITY SPARTAN U S TREASURY MONEY MARKET	(37)	-	(37)	-	-	351,836,979	-	-	-
3/31/1998	TRANS TO 1FN07040 (1FN070)	(4,492,195)	-	-	-	(4,492,195)	347,344,784	-	-	-
4/3/1998	W/H TAX DIV SLB	(5,484)	-	(5,484)	-	-	347,339,301	-	-	-
4/6/1998	W/H TAX DIV WMT	(5,246)	-	(5,246)	-	-	347,334,055	-	-	-
4/13/1998	CHECK WIRE	18,000,000	18,000,000	-	-	-	365,334,055	-	-	-
4/15/1998	W/H TAX DIV HWP	(8,532)	-	(8,532)	-	-	365,325,523	-	-	-
4/22/1998	FIDELITY SPARTAN U S TREASURY MONEY MARKET	(12)	-	(12)	-	-	365,325,511	-	-	-
4/30/1998	TRANS TO 1FN07040 (1FN070)	(16,869,760)	-	-	-	(16,869,760)	348,455,751	-	-	-
5/1/1998	W/H TAX DIV AIT	(20,259)	-	(20,259)	-	-	348,435,491	-	-	-
5/1/1998	W/H TAX DIV BMY	(23,124)	-	(23,124)	-	-	348,412,368	-	-	-
5/1/1998	W/H TAX DIV BEL	(35,509)	-	(35,509)	-	-	348,376,858	-	-	-
5/1/1998	W/H TAX DIV T	(32,068)	-	(32,068)	-	-	348,344,790	-	-	-
5/7/1998	CHECK WIRE	30,000,000	30,000,000	-	-	-	378,344,790	-	-	-
5/8/1998	W/H TAX DIV AXP	(6,301)	-	(6,301)	-	-	378,338,489	-	-	-
5/14/1998	CHECK WIRE	33,000,000	33,000,000	-	-	-	411,338,489	-	-	-
5/19/1998	FIDELITY SPARTAN U S TREASURY MONEY MARKET	(62)	-	(62)	-	-	411,338,427	-	-	-
5/22/1998	W/H TAX DIV DIS	(6,226)	-	(6,226)	-	-	411,332,201	-	-	-
5/27/1998	TRANS FROM 1FN07040 (1FN070)	2,204,588	-	-	2,204,588	-	413,536,789	-	-	-
5/29/1998	TRANS TO 1FN07040 (1FN070)	(32,916)	-	-	-	(32,916)	413,503,873	-	-	-
6/4/1998	CHECK WIRE	14,999,980	14,999,980	-	-	-	428,503,853	-	-	-
6/5/1998	W/H TAX DIV BA	(8,850)	-	(8,850)	-	-	428,495,003	-	-	-
6/9/1998	W/H TAX DIV JNJ	(21,070)	-	(21,070)	-	-	428,473,933	-	-	-
6/10/1998	W/H TAX DIV MOB	(8,812)	-	(8,812)	-	-	428,465,121	-	-	-
6/10/1998	W/H TAX DIV GM	(15,731)	-	(15,731)	-	-	428,449,390	-	-	-
6/10/1998	W/H TAX DIV IBM	(4,373)	-	(4,373)	-	-	428,445,017	-	-	-
6/10/1998	W/H TAX DIV AN	(31,685)	-	(31,685)	-	-	428,413,333	-	-	-
6/10/1998	W/H TAX DIV XON	(43,659)	-	(43,659)	-	-	428,369,674	-	-	-
6/11/1998	W/H TAX DIV BAC	(15,298)	-	(15,298)	-	-	428,354,376	-	-	-
6/11/1998	FIDELITY SPARTAN U S TREASURY MONEY MARKET	(5)	-	(5)	-	-	428,354,371	-	-	-
6/12/1998	CHECK WIRE	23,000,000	23,000,000	-	-	-	451,354,371	-	-	-
6/12/1998	W/H TAX DIV DD	(25,814)	-	(25,814)	-	-	451,328,557	-	-	-
6/12/1998	W/H TAX DIV MMM	(13,522)	-	(13,522)	-	-	451,315,036	-	-	-
6/12/1998	W/H TAX DIV MCD	(4,114)	-	(4,114)	-	-	451,310,922	-	-	-
6/19/1998	W/H TAX DIV AIG	(3,609)	-	(3,609)	-	-	451,307,313	-	-	-
6/26/1998	W/H TAX DIV NB	(23,915)	-	(23,915)	-	-	451,283,398	-	-	-
6/29/1998	TRANS FROM 1FN07040 (1FN070)	8,041,000	-	-	8,041,000	-	459,324,398	-	-	-
6/30/1998	W/H TAX DIV PEP	(13,019)	-	(13,019)	-	-	459,311,379	-	-	-
6/30/1998	W/H TAX DIV NT	(2,124)	-	(2,124)	-	-	459,309,255	-	-	-
7/1/1998	AMOCO CORP CANCEL W/H	31,685	-	31,685	-	-	459,340,940	-	-	-
7/1/1998	W/H TAX DIV KO	(24,823)	-	(24,823)	-	-	459,316,117	-	-	-
7/1/1998	W/H TAX DIV MRK	(35,661)	-	(35,661)	-	-	459,280,455	-	-	-
7/1/1998	AMOCO CORP W/H TAX DIV	(15,842)	-	(15,842)	-	-	459,264,613	-	-	-
7/7/1998	CHECK WIRE	30,000,000	30,000,000	-	-	-	489,264,613	-	-	-
7/10/1998	W/H TAX DIV SLB	(6,247)	-	(6,247)	-	-	489,258,366	-	-	-
7/13/1998	W/H TAX DIV WMT	(11,576)	-	(11,576)	-	-	489,246,790	-	-	-
7/15/1998	W/H TAX DIV C	(17,333)	-	(17,333)	-	-	489,229,457	-	-	-
7/15/1998	W/H TAX DIV HWP	(11,254)	-	(11,254)	-	-	489,218,203	-	-	-
7/20/1998	CHECK WIRE	7,000,000	7,000,000	-	-	-	496,218,203	-	-	-
7/22/1998	FIDELITY SPARTAN U S TREASURY MONEY MARKET	(5)	-	(5)	-	-	496,218,198	-	-	-
7/27/1998	W/H TAX DIV GE	(65,251)	-	(65,251)	-	-	496,152,947	-	-	-
7/29/1998	TRANS TO 1FN07040 (1FN070)	(51,013,560)	-	-	-	(51,013,560)	445,139,387	-	-	-
8/3/1998	W/H TAX DIV BMY	(25,988)	-	(25,988)	-	-	445,113,399	-	-	-
8/3/1998	W/H TAX DIV T	(35,491)	-	(35,491)	-	-	445,077,908	-	-	-
8/3/1998	W/H TAX DIV BEL	(39,908)	-	(39,908)	-	-	445,038,001	-	-	-
8/3/1998	W/H TAX DIV AIT	(21,884)	-	(21,884)	-	-	445,016,116	-	-	-
8/5/1998	FIDELITY SPARTAN U S TREASURY MONEY MARKET	(1)	-	(1)	-	-	445,016,115	-	-	-
8/6/1998	CHECK WIRE	40,000,000	40,000,000	-	-	-	485,016,115	-	-	-
8/10/1998	W/H TAX DIV AXP	(7,205)	-	(7,205)	-	-	485,008,910	-	-	-

BLMIS ACCOUNT NO. 1FN045 - CITCO GLOBAL CUSTODY N V FBO FAIRFIELD SENTRY LTD

Column 1	Column 2	Column 3	Column 4	Column 5	Column 6	Column 7	Column 8	Column 9	Column 10	Column 11
Date	<u>Transaction Description</u>	<u>Transaction Amount Reported in Customer Statement</u>	<u>Cash Deposits</u>	<u>Cash Withdrawals</u>	<u>Transfers of Principal In</u>	<u>Transfers of Principal Out</u>	<u>Balance of Principal</u>	<u>Preference Period Initial Transfers</u>	<u>Two Year Initial Transfers</u>	<u>Six Year Initial Transfers</u>
8/31/1998	TRANS TO 1FN07040 (1FN070)	(1,583,810)	-	-	-	(1,583,810)	483,425,100	-	-	-
9/4/1998	FIDELITY SPARTAN U S TREASURY MONEY MARKET	(3)	-	(3)	-	-	483,425,097	-	-	-
9/8/1998	CHECK WIRE	18,000,000	18,000,000	-	-	-	501,425,097	-	-	-
9/11/1998	W/H TAX DIV MCD	(3,610)	-	(3,610)	-	-	501,421,487	-	-	-
9/30/1998	W/H TAX DIV PEP	(4,085)	-	(4,085)	-	-	501,417,402	-	-	-
9/30/1998	TRANS FROM 1FN07040 (1FN070)	68,294,974	-	-	68,294,974	-	569,712,376	-	-	-
10/8/1998	CHECK WIRE	(36,000,000)	-	(36,000,000)	-	-	533,712,376	-	-	-
10/15/1998	FIDELITY SPARTAN U S TREASURY MONEY MARKET	(11)	-	(11)	-	-	533,712,365	-	-	-
11/23/1998	FIDELITY SPARTAN U S TREASURY MONEY MARKET	(4)	-	(4)	-	-	533,712,361	-	-	-
11/30/1998	TRANS TO 1FN07040 (1FN070)	(45,133,096)	-	-	-	(45,133,096)	488,579,266	-	-	-
12/8/1998	CHECK WIRE	20,000,000	20,000,000	-	-	-	508,579,266	-	-	-
12/11/1998	W/H TAX DIV MCD	(2,590)	-	(2,590)	-	-	508,576,676	-	-	-
12/15/1998	CHECK WIRE	7,000,000	7,000,000	-	-	-	515,576,676	-	-	-
12/15/1998	W/H TAX DIV KO	(15,273)	-	(15,273)	-	-	515,561,402	-	-	-
12/18/1998	W/H TAX DIV AIG	(2,417)	-	(2,417)	-	-	515,558,985	-	-	-
12/22/1998	FIDELITY SPARTAN U S TREASURY MONEY MARKET	(32)	-	(32)	-	-	515,558,953	-	-	-
12/23/1998	W/H TAX DIV BAC	(32,376)	-	(32,376)	-	-	515,526,577	-	-	-
12/31/1998	TRANS FROM 1FN07040 (1FN070)	6,598,356	-	-	6,598,356	-	522,124,933	-	-	-
1/4/1999	W/H TAX DIV MRK	(27,188)	-	(27,188)	-	-	522,097,745	-	-	-
1/4/1999	W/H TAX DIV PEP	(7,935)	-	(7,935)	-	-	522,089,810	-	-	-
1/4/1999	W/H TAX DIV ONE	(18,226)	-	(18,226)	-	-	522,071,584	-	-	-
1/6/1999	CHECK WIRE	30,000,000	30,000,000	-	-	-	552,071,584	-	-	-
1/11/1999	W/H TAX DIV WMT	(7,063)	-	(7,063)	-	-	552,064,521	-	-	-
1/22/1999	FIDELITY SPARTAN U S TREASURY MONEY MARKET	(7)	-	(7)	-	-	552,064,514	-	-	-
1/29/1999	TRANS TO 1FN07040 (1FN070)	(161,399)	-	-	-	(161,399)	551,903,115	-	-	-
1/29/1999	TRANS FROM 1FN01230 (1FN012)	20,000	-	-	20,000	-	551,923,115	-	-	-
2/11/1999	CHECK WIRE	13,000,000	13,000,000	-	-	-	564,923,115	-	-	-
2/16/1999	W/H TAX DIV TXN	(2,535)	-	(2,535)	-	-	564,920,580	-	-	-
2/16/1999	W/H TAX DIV PG	(20,727)	-	(20,727)	-	-	564,899,853	-	-	-
2/24/1999	FIDELITY SPARTAN U S TREASURY MONEY MARKET	(21)	-	(21)	-	-	564,899,832	-	-	-
2/24/1999	TRANS FROM 1FN07040 (1FN070)	10,852,082	-	-	10,852,082	-	575,751,914	-	-	-
2/26/1999	W/H TAX DIV C	(29,954)	-	(29,954)	-	-	575,721,960	-	-	-
3/1/1999	W/H TAX DIV INTC	(4,894)	-	(4,894)	-	-	575,717,066	-	-	-
3/1/1999	W/H TAX DIV F	(40,848)	-	(40,848)	-	-	575,676,218	-	-	-
3/1/1999	W/H TAX DIV WFC	(21,819)	-	(21,819)	-	-	575,654,399	-	-	-
3/3/1999	W/H TAX DIV BA	(9,870)	-	(9,870)	-	-	575,644,529	-	-	-
3/4/1999	FIDELITY SPARTAN U S TREASURY MONEY MARKET	(32)	-	(32)	-	-	575,644,498	-	-	-
3/8/1999	TRANS FROM 1FN07040 (1FN070)	377,252	-	-	377,252	-	576,021,750	-	-	-
3/9/1999	W/H TAX DIV JUN	(24,234)	-	(24,234)	-	-	575,997,516	-	-	-
3/10/1999	W/H TAX DIV GM	(24,234)	-	(24,234)	-	-	575,973,283	-	-	-
3/10/1999	W/H TAX DIV IBM	(15,654)	-	(15,654)	-	-	575,957,628	-	-	-
3/10/1999	W/H TAX DIV XON	(46,573)	-	(46,573)	-	-	575,911,055	-	-	-
3/10/1999	TRANS TO 1FN07040 (1FN070)	(2,236,948)	-	-	-	(2,236,948)	573,674,107	-	-	-
3/11/1999	CHECK WIRE	40,000,000	40,000,000	-	-	-	613,674,107	-	-	-
3/11/1999	TRANS FROM 1FN07040 (1FN070)	2,198,048	-	-	2,198,048	-	615,872,155	-	-	-
3/15/1999	W/H TAX DIV DD	(28,705)	-	(28,705)	-	-	615,843,450	-	-	-
3/18/1999	CHECK WIRE	5,000,000	5,000,000	-	-	-	620,843,450	-	-	-
3/26/1999	TRANS TO 1FN07040 (1FN070)	(27,692,044)	-	-	-	(27,692,044)	593,151,407	-	-	-
3/31/1999	W/H TAX DIV MCD	(4,570)	-	(4,570)	-	-	593,146,837	-	-	-
3/31/1999	W/H TAX DIV PEP	(13,634)	-	(13,634)	-	-	593,133,202	-	-	-
4/1/1999	W/H TAX DIV KO	(28,204)	-	(28,204)	-	-	593,104,998	-	-	-
4/1/1999	W/H TAX DIV ONE	(35,608)	-	(35,608)	-	-	593,069,390	-	-	-
4/9/1999	CHECK WIRE	(55,000,000)	-	(55,000,000)	-	-	538,069,390	-	-	-
4/14/1999	FIDELITY SPARTAN U S TREASURY MONEY MARKET	(24)	-	(24)	-	-	538,069,366	-	-	-
4/19/1999	W/H TAX DIV WMT	(16,289)	-	(16,289)	-	-	538,053,077	-	-	-
4/22/1999	TRANS TO 1FN07040 (1FN070)	(475,508)	-	-	-	(475,508)	537,577,569	-	-	-
4/26/1999	W/H TAX DIV GE	(14,185)	-	(14,185)	-	-	537,563,384	-	-	-
4/30/1999	TRANS TO 1FN07040 (1FN070)	(3,067,262)	-	-	-	(3,067,262)	534,496,122	-	-	-
5/5/1999	FIDELITY SPARTAN U S TREASURY MONEY MARKET	(5)	-	(5)	-	-	534,496,117	-	-	-
5/7/1999	TRANS FROM 1FN07040 (1FN070)	5,553,562	-	-	5,553,562	-	540,049,679	-	-	-
5/10/1999	CHECK WIRE	45,000,000	45,000,000	-	-	-	585,049,679	-	-	-
5/13/1999	TRANS TO 1FN07040 (1FN070)	(887,603)	-	-	-	(887,603)	584,162,076	-	-	-
5/14/1999	W/H TAX DIV PG	(4,227)	-	(4,227)	-	-	584,157,850	-	-	-
5/24/1999	W/H TAX DIV TXN	(360)	-	(360)	-	-	584,157,490	-	-	-
5/25/1999	CHECK WIRE	9,000,000	9,000,000	-	-	-	593,157,490	-	-	-
5/26/1999	TRANS FROM 1FN07040 (1FN070)	4,387,293	-	-	4,387,293	-	597,544,782	-	-	-
5/28/1999	W/H TAX DIV C	(5,339)	-	(5,339)	-	-	597,539,443	-	-	-

BLMIS ACCOUNT NO. 1FN045 - CITCO GLOBAL CUSTODY N V FBO FAIRFIELD SENTRY LTD

Column 1	Column 2	Column 3	Column 4	Column 5	Column 6	Column 7	Column 8	Column 9	Column 10	Column 11
Date	Transaction Description	Transaction Amount Reported in Customer Statement	Cash Deposits	Cash Withdrawals	Transfers of Principal In	Transfers of Principal Out	Balance of Principal	Preference Period Initial Transfers	Two Year Initial Transfers	Six Year Initial Transfers
6/1/1999	W/H TAX DIV WFC	(11,148)	-	(11,148)	-	-	597,528,296	-	-	-
6/1/1999	W/H TAX DIV LU	(1,130)	-	(1,130)	-	-	597,527,166	-	-	-
6/1/1999	W/H TAX DIV F	(6,172)	-	(6,172)	-	-	597,520,993	-	-	-
6/1/1999	W/H TAX DIV INTC	(3,474)	-	(3,474)	-	-	597,517,520	-	-	-
6/4/1999	W/H TAX DIV BA	(9,106)	-	(9,106)	-	-	597,508,413	-	-	-
6/8/1999	W/H TAX DIV JNJ	(24,934)	-	(24,934)	-	-	597,483,479	-	-	-
6/10/1999	W/H TAX DIV IBM	(7,548)	-	(7,548)	-	-	597,475,931	-	-	-
6/10/1999	W/H TAX DIV XON	(66,946)	-	(66,946)	-	-	597,408,985	-	-	-
6/10/1999	W/H TAX DIV GM	(21,921)	-	(21,921)	-	-	597,387,064	-	-	-
6/10/1999	W/H TAX DIV MOB	(30,227)	-	(30,227)	-	-	597,356,837	-	-	-
6/14/1999	W/H TAX DIV DD	(27,449)	-	(27,449)	-	-	597,329,388	-	-	-
6/15/1999	TRANS FROM 1FN07030 (1FN070)	10,000,000	-	-	10,000,000	-	607,329,388	-	-	-
6/16/1999	FIDELITY SPARTAN U S TREASURY MONEY MARKET	(44)	-	(44)	-	-	607,329,344	-	-	-
6/30/1999	TRANS TO 1FN07040 (1FN070)	(14,364,776)	-	-	-	(14,364,776)	592,964,568	-	-	-
7/12/1999	W/H TAX DIV WMT	(8,375)	-	(8,375)	-	-	592,956,193	-	-	-
7/13/1999	CHECK WIRE	12,500,000	12,500,000	-	-	-	605,456,193	-	-	-
7/14/1999	W/H TAX DIV HWP	(6,126)	-	(6,126)	-	-	605,450,067	-	-	-
7/21/1999	FIDELITY SPARTAN U S TREASURY MONEY MARKET	(39)	-	(39)	-	-	605,450,028	-	-	-
7/26/1999	W/H TAX DIV GE	(44,386)	-	(44,386)	-	-	605,405,642	-	-	-
7/28/1999	TRANS TO 1FN07040 (1FN070)	(34,926,904)	-	-	-	(34,926,904)	570,478,738	-	-	-
7/30/1999	TRANS TO 1FN07040 (1FN070)	(431,292)	-	-	-	(431,292)	570,047,446	-	-	-
8/2/1999	W/H TAX DIV AIT	(12,915)	-	(12,915)	-	-	570,034,531	-	-	-
8/2/1999	W/H TAX DIV BEL	(23,031)	-	(23,031)	-	-	570,011,500	-	-	-
8/2/1999	W/H TAX DIV BMY	(15,948)	-	(15,948)	-	-	569,995,552	-	-	-
8/2/1999	W/H TAX DIV T	(26,321)	-	(26,321)	-	-	569,969,231	-	-	-
8/9/1999	CHECK WIRE	13,000,000	13,000,000	-	-	-	582,969,231	-	-	-
8/10/1999	W/H TAX DIV AXP	(3,769)	-	(3,769)	-	-	582,965,463	-	-	-
8/16/1999	W/H TAX DIV TXN	(520)	-	(520)	-	-	582,964,943	-	-	-
8/24/1999	CHECK WIRE	9,000,000	9,000,000	-	-	-	591,964,943	-	-	-
8/24/1999	FIDELITY SPARTAN U S TREASURY MONEY MARKET	(177)	-	(177)	-	-	591,964,766	-	-	-
8/27/1999	W/H TAX DIV C	(7,417)	-	(7,417)	-	-	591,957,349	-	-	-
8/30/1999	TRANS TO 1FN07040 (1FN070)	(8,332,720)	-	-	-	(8,332,720)	583,624,629	-	-	-
9/1/1999	W/H TAX DIV WFC	(5,298)	-	(5,298)	-	-	583,619,332	-	-	-
9/1/1999	W/H TAX DIV F	(8,904)	-	(8,904)	-	-	583,610,427	-	-	-
9/1/1999	W/H TAX DIV INTC	(1,650)	-	(1,650)	-	-	583,608,777	-	-	-
9/1/1999	W/H TAX DIV LU	(978)	-	(978)	-	-	583,607,799	-	-	-
9/3/1999	W/H TAX DIV BA	(2,139)	-	(2,139)	-	-	583,605,659	-	-	-
9/7/1999	W/H TAX DIV JNJ	(12,203)	-	(12,203)	-	-	583,593,456	-	-	-
9/10/1999	W/H TAX DIV XON	(15,873)	-	(15,873)	-	-	583,577,583	-	-	-
9/10/1999	W/H TAX DIV MOB	(6,969)	-	(6,969)	-	-	583,570,615	-	-	-
9/10/1999	W/H TAX DIV IBM	(3,423)	-	(3,423)	-	-	583,567,191	-	-	-
9/10/1999	W/H TAX DIV GM	(5,094)	-	(5,094)	-	-	583,562,097	-	-	-
9/13/1999	W/H TAX DIV MMM	(6,973)	-	(6,973)	-	-	583,555,124	-	-	-
9/13/1999	W/H TAX DIV DD	(6,418)	-	(6,418)	-	-	583,548,706	-	-	-
9/15/1999	W/H TAX DIV MCD	(4,803)	-	(4,803)	-	-	583,543,902	-	-	-
9/16/1999	CHECK WIRE	9,000,000	9,000,000	-	-	-	592,543,902	-	-	-
9/17/1999	W/H TAX DIV AIG	(5,721)	-	(5,721)	-	-	592,538,181	-	-	-
9/24/1999	W/H TAX DIV BAC	(57,480)	-	(57,480)	-	-	592,480,702	-	-	-
9/30/1999	FIDELITY SPARTAN U S TREASURY MONEY MARKET	(27)	-	(27)	-	-	592,480,675	-	-	-
9/30/1999	W/H TAX DIV PEP	(14,568)	-	(14,568)	-	-	592,466,107	-	-	-
9/30/1999	TRANS FROM 1FN07040 (1FN070)	6,330,788	-	-	6,330,788	-	598,796,895	-	-	-
10/1/1999	W/H TAX DIV MRK	(51,110)	-	(51,110)	-	-	598,745,784	-	-	-
10/1/1999	W/H TAX DIV KO	(29,113)	-	(29,113)	-	-	598,716,671	-	-	-
10/1/1999	W/H TAX DIV ONE	(35,291)	-	(35,291)	-	-	598,681,380	-	-	-
10/12/1999	W/H TAX DIV WMT	(16,321)	-	(16,321)	-	-	598,665,059	-	-	-
10/13/1999	W/H TAX DIV HWP	(12,011)	-	(12,011)	-	-	598,653,048	-	-	-
10/18/1999	TRANS FROM 1FN07040 (1FN070)	75,458,175	-	-	75,458,175	-	674,111,223	-	-	-
10/20/1999	FIDELITY SPARTAN U S TREASURY MONEY MARKET	(7)	-	(7)	-	-	674,111,216	-	-	-
10/25/1999	W/H TAX DIV GE	(84,475)	-	(84,475)	-	-	674,026,742	-	-	-
11/1/1999	W/H TAX DIV BEL	(43,758)	-	(43,758)	-	-	673,982,984	-	-	-
11/1/1999	W/H TAX DIV T	(51,034)	-	(51,034)	-	-	673,931,950	-	-	-
11/1/1999	W/H TAX DIV AIT	(25,323)	-	(25,323)	-	-	673,906,626	-	-	-
11/1/1999	W/H TAX DIV BMY	(31,490)	-	(31,490)	-	-	673,875,136	-	-	-
11/2/1999	CHECK WIRE	13,000,000	13,000,000	-	-	-	686,875,136	-	-	-
11/10/1999	W/H TAX DIV AXP	(7,389)	-	(7,389)	-	-	686,867,747	-	-	-
11/10/1999	TRANS TO 1FN07040 (1FN070)	(175,338)	-	-	-	(175,338)	686,692,409	-	-	-
11/12/1999	CHECK WIRE	11,500,000	11,500,000	-	-	-	698,192,409	-	-	-

BLMIS ACCOUNT NO. 1FN045 - CITCO GLOBAL CUSTODY N V FBO FAIRFIELD SENTRY LTD

Column 1	Column 2	Column 3	Column 4	Column 5	Column 6	Column 7	Column 8	Column 9	Column 10	Column 11
Date	Transaction Description	Transaction Amount Reported in Customer Statement	Cash Deposits	Cash Withdrawals	Transfers of Principal In	Transfers of Principal Out	Balance of Principal	Preference Period Initial Transfers	Two Year Initial Transfers	Six Year Initial Transfers
11/17/1999	FIDELITY SPARTAN U S TREASURY MONEY MARKET	(30)	-	(30)	-	-	698,192,378	-	-	-
11/18/1999	TRANS FROM 1FN07040 (1FN070)	827,544	-	-	827,544	-	699,019,922	-	-	-
11/22/1999	TRANS FROM 1FN07040 (1FN070)	1,018,419	-	-	1,018,419	-	700,038,341	-	-	-
11/29/1999	TRANS TO 1FN07040 (1FN070)	(30,027,250)	-	-	-	(30,027,250)	670,011,091	-	-	-
12/3/1999	W/H TAX DIV BA	(3,818)	-	(3,818)	-	-	670,007,273	-	-	-
12/7/1999	W/H TAX DIV JNJ	(10,910)	-	(10,910)	-	-	669,996,363	-	-	-
12/9/1999	CHECK WIRE	20,000,000	20,000,000	-	-	-	689,996,363	-	-	-
12/10/1999	W/H TAX DIV GM	(9,741)	-	(9,741)	-	-	689,986,622	-	-	-
12/10/1999	W/H TAX DIV XON	(31,717)	-	(31,717)	-	-	689,954,905	-	-	-
12/10/1999	W/H TAX DIV IBM	(6,546)	-	(6,546)	-	-	689,948,359	-	-	-
12/10/1999	W/H TAX DIV MOB	(13,326)	-	(13,326)	-	-	689,935,033	-	-	-
12/13/1999	W/H TAX DIV MMM	(16,506)	-	(16,506)	-	-	689,918,527	-	-	-
12/14/1999	W/H TAX DIV DD	(10,228)	-	(10,228)	-	-	689,908,299	-	-	-
12/17/1999	W/H TAX DIV DIS	(12,274)	-	(12,274)	-	-	689,896,026	-	-	-
12/31/1999	FIDELITY SPARTAN U S TREASURY MONEY MARKET	(31)	-	(31)	-	-	689,895,995	-	-	-
1/4/2000	CHECK WIRE	6,000,000	6,000,000	-	-	-	695,895,995	-	-	-
1/11/2000	FIDELITY SPARTAN U S TREASURY MONEY MARKET	(6)	-	(6)	-	-	695,895,989	-	-	-
1/25/2000	TRANS TO 1FN07040 (1FN070)	(14,403,016)	-	-	-	(14,403,016)	681,492,973	-	-	-
1/25/2000	TRANS FROM 1FN01230 (1FN012)	1,564,379	-	-	1,564,379	-	683,057,353	-	-	-
2/1/2000	W/H TAX DIV BEL	(17,087)	-	(17,087)	-	-	683,040,266	-	-	-
2/4/2000	CHECK WIRE	11,000,000	11,000,000	-	-	-	694,040,266	-	-	-
2/14/2000	W/H TAX DIV TXN	(2,460)	-	(2,460)	-	-	694,037,806	-	-	-
2/15/2000	CHECK WIRE	13,000,000	13,000,000	-	-	-	707,037,806	-	-	-
2/15/2000	W/H TAX DIV PG	(30,866)	-	(30,866)	-	-	707,006,940	-	-	-
2/24/2000	FIDELITY SPARTAN U S TREASURY MONEY MARKET	(9)	-	(9)	-	-	707,006,931	-	-	-
2/25/2000	W/H TAX DIV C	(39,201)	-	(39,201)	-	-	706,967,729	-	-	-
2/25/2000	TRANS FROM 1FN07040 (1FN070)	82,774,692	-	-	82,774,692	-	789,742,421	-	-	-
3/1/2000	W/H TAX DIV F	(44,369)	-	(44,369)	-	-	789,698,052	-	-	-
3/1/2000	W/H TAX DIV WFC	(25,890)	-	(25,890)	-	-	789,672,163	-	-	-
3/1/2000	W/H TAX DIV LU	(4,343)	-	(4,343)	-	-	789,667,820	-	-	-
3/1/2000	W/H TAX DIV INTC	(7,266)	-	(7,266)	-	-	789,660,554	-	-	-
3/3/2000	W/H TAX DIV BA	(9,454)	-	(9,454)	-	-	789,651,100	-	-	-
3/7/2000	W/H TAX DIV JNJ	(28,363)	-	(28,363)	-	-	789,622,736	-	-	-
3/8/2000	CHECK WIRE	(20,000,000)	-	(20,000,000)	-	-	769,622,736	-	-	-
3/10/2000	W/H TAX DIV IBM	(15,284)	-	(15,284)	-	-	769,607,453	-	-	-
3/10/2000	W/H TAX DIV XOM	(110,351)	-	(110,351)	-	-	769,497,102	-	-	-
3/10/2000	W/H TAX DIV GM	(23,154)	-	(23,154)	-	-	769,473,948	-	-	-
3/10/2000	FIDELITY SPARTAN U S TREASURY MONEY MARKET	(21)	-	(21)	-	-	769,473,927	-	-	-
3/14/2000	W/H TAX DIV DD	(26,669)	-	(26,669)	-	-	769,447,258	-	-	-
3/14/2000	TRANS FROM 1FN07040 (1FN070)	9,473,827	-	-	9,473,827	-	778,921,085	-	-	-
3/23/2000	W/H TAX DIV HD	(2,284)	-	(2,284)	-	-	778,918,801	-	-	-
3/28/2000	TRANS TO 1FN07040 (1FN070)	(41,062,072)	-	-	-	(41,062,072)	737,856,729	-	-	-
3/31/2000	W/H TAX DIV PEP	(10,043)	-	(10,043)	-	-	737,846,686	-	-	-
4/3/2000	W/H TAX DIV KO	(30,946)	-	(30,946)	-	-	737,815,740	-	-	-
4/10/2000	CHECK WIRE	(20,000,000)	-	(20,000,000)	-	-	717,815,740	-	-	-
4/10/2000	W/H TAX DIV WMT	(19,987)	-	(19,987)	-	-	717,795,752	-	-	-
4/20/2000	TRANS FROM 1FN07040 (1FN070)	23,687,730	-	-	23,687,730	-	741,483,482	-	-	-
4/25/2000	W/H TAX DIV GE	(34,048)	-	(34,048)	-	-	741,449,434	-	-	-
4/28/2000	FIDELITY SPARTAN U S TREASURY MONEY MARKET	(59)	-	(59)	-	-	741,449,375	-	-	-
4/28/2000	W/H TAX DIV MWD	(4,090)	-	(4,090)	-	-	741,445,285	-	-	-
5/11/2000	TRANS FROM 1FN07040 (1FN070)	19,885,524	-	-	19,885,524	-	761,330,809	-	-	-
5/12/2000	FIDELITY SPARTAN U S TREASURY MONEY MARKET	(16)	-	(16)	-	-	761,330,793	-	-	-
5/24/2000	TRANS FROM 1FN07040 (1FN070)	1,858,970	-	-	1,858,970	-	763,189,763	-	-	-
6/1/2000	W/H TAX DIV WFC	(11,417)	-	(11,417)	-	-	763,178,346	-	-	-
6/1/2000	W/H TAX DIV INTC	(3,114)	-	(3,114)	-	-	763,175,232	-	-	-
6/6/2000	CHECK WIRE	30,000,000	30,000,000	-	-	-	793,175,232	-	-	-
6/12/2000	W/H TAX DIV DD	(26,275)	-	(26,275)	-	-	793,148,957	-	-	-
6/12/2000	W/H TAX DIV XOM	(111,429)	-	(111,429)	-	-	793,037,528	-	-	-
6/12/2000	W/H TAX DIV GM	(10,153)	-	(10,153)	-	-	793,027,375	-	-	-
6/12/2000	W/H TAX DIV IBM	(7,333)	-	(7,333)	-	-	793,020,042	-	-	-
6/13/2000	W/H TAX DIV JNJ	(17,625)	-	(17,625)	-	-	793,002,417	-	-	-
6/19/2000	TRANS TO 1FN07040 (1FN070)	(2,174,646)	-	-	-	(2,174,646)	790,827,771	-	-	-
6/21/2000	FIDELITY SPARTAN U S TREASURY MONEY MARKET	(24)	-	(24)	-	-	790,827,747	-	-	-
7/7/2000	CHECK WIRE	15,000,000	15,000,000	-	-	-	805,827,747	-	-	-
7/7/2000	CXL CHECK	(15,000,000)	(15,000,000)	-	-	-	790,827,747	-	-	-
7/10/2000	W/H TAX DIV WMT	(5,789)	-	(5,789)	-	-	790,821,957	-	-	-
7/18/2000	FIDELITY SPARTAN U S TREASURY MONEY MARKET	(18)	-	(18)	-	-	790,821,940	-	-	-

BLMIS ACCOUNT NO. 1FN045 - CITCO GLOBAL CUSTODY N V FBO FAIRFIELD SENTRY LTD

Column 1	Column 2	Column 3	Column 4	Column 5	Column 6	Column 7	Column 8	Column 9	Column 10	Column 11
Date	Transaction Description	Transaction Amount Reported in Customer Statement	Cash Deposits	Cash Withdrawals	Transfers of Principal In	Transfers of Principal Out	Balance of Principal	Preference Period Initial Transfers	Two Year Initial Transfers	Six Year Initial Transfers
7/31/2000	TRANS FROM 1FN07040 (1FN070)	6,258,353	-	-	6,258,353	-	797,080,293	-	-	-
8/8/2000	CHECK WIRE	20,000,000	20,000,000	-	-	-	817,080,293	-	-	-
8/15/2000	W/H TAX DIV PG	(15,893)	-	(15,893)	-	-	817,064,400	-	-	-
8/15/2000	FIDELITY SPARTAN U S TREASURY MONEY MARKET	(37)	-	(37)	-	-	817,064,362	-	-	-
8/15/2000	TRANS FROM 1FN07040 (1FN070)	322,414	-	-	322,414	-	817,386,776	-	-	-
8/21/2000	W/H TAX DIV TXN	(2,279)	-	(2,279)	-	-	817,384,496	-	-	-
8/24/2000	W/H TAX DIV MER	(8,178)	-	(8,178)	-	-	817,376,319	-	-	-
8/25/2000	W/H TAX DIV C	(41,992)	-	(41,992)	-	-	817,334,326	-	-	-
8/28/2000	CHECK WIRE	14,000,000	14,000,000	-	-	-	831,334,326	-	-	-
9/1/2000	W/H TAX DIV WFC	(24,183)	-	(24,183)	-	-	831,310,144	-	-	-
9/1/2000	W/H TAX DIV INTC	(9,096)	-	(9,096)	-	-	831,301,047	-	-	-
9/1/2000	W/H TAX DIV LU	(4,649)	-	(4,649)	-	-	831,296,398	-	-	-
9/11/2000	W/H TAX DIV IBM	(15,947)	-	(15,947)	-	-	831,280,452	-	-	-
9/11/2000	W/H TAX DIV XOM	(58,150)	-	(58,150)	-	-	831,222,302	-	-	-
9/13/2000	CHECK WIRE	26,000,000	26,000,000	-	-	-	857,222,302	-	-	-
9/14/2000	TRANS TO 1FN07040 (1FN070)	(96,815)	-	-	-	(96,815)	857,125,487	-	-	-
9/15/2000	FIDELITY SPARTAN U S TREASURY MONEY MARKET	(92)	-	(92)	-	-	857,125,395	-	-	-
9/18/2000	TRANS FROM 1FN07040 (1FN070)	22,063,234	-	-	22,063,234	-	879,188,629	-	-	-
9/29/2000	TRANS TO 1FN07040 (1FN070)	(10)	-	-	-	(10)	879,188,619	-	-	-
10/2/2000	W/H TAX DIV KO	(17,061)	-	(17,061)	-	-	879,171,558	-	-	-
10/10/2000	CHECK WIRE	26,000,000	26,000,000	-	-	-	905,171,558	-	-	-
10/10/2000	W/H TAX DIV WMT	(10,926)	-	(10,926)	-	-	905,160,632	-	-	-
10/11/2000	W/H TAX DIV HWP	(11,678)	-	(11,678)	-	-	905,148,954	-	-	-
10/16/2000	TRANS FROM 1FN07040 (1FN070)	126,650,554 ^[1]	-	-	6,586,335	-	911,735,289	-	-	-
10/18/2000	FIDELITY SPARTAN U S TREASURY MONEY MARKET	(15)	-	(15)	-	-	911,735,274	-	-	-
10/25/2000	W/H TAX DIV GE	(99,010)	-	(99,010)	-	-	911,636,264	-	-	-
10/27/2000	W/H TAX DIV MWD	(16,747)	-	(16,747)	-	-	911,619,517	-	-	-
10/31/2000	TRANS TO 1FN07040 (1FN070)	(9,919,992)	-	-	-	(9,919,992)	901,699,525	-	-	-
11/1/2000	W/H TAX DIV VZ	(76,826)	-	(76,826)	-	-	901,622,700	-	-	-
11/1/2000	W/H TAX DIV PHA	(11,230)	-	(11,230)	-	-	901,611,470	-	-	-
11/1/2000	W/H TAX DIV T	(61,273)	-	(61,273)	-	-	901,550,196	-	-	-
11/1/2000	W/H TAX DIV BMY	(35,544)	-	(35,544)	-	-	901,514,652	-	-	-
11/10/2000	W/H TAX DIV AXP	(7,796)	-	(7,796)	-	-	901,506,856	-	-	-
11/30/2000	TRANS FROM 1FN07040 (1FN070)	444,510	-	-	444,510	-	901,951,366	-	-	-
12/12/2000	W/H TAX DIV JNJ	(7,371)	-	(7,371)	-	-	901,943,995	-	-	-
12/18/2000	FIDELITY SPARTAN U S TREASURY MONEY MARKET	(38)	-	(38)	-	-	901,943,957	-	-	-
12/29/2000	TRANS FROM 1FN07040 (1FN070)	8,653,884	-	-	8,653,884	-	910,597,841	-	-	-
1/18/2001	FIDELITY SPARTAN U S TREASURY MONEY MARKET	(1)	-	(1)	-	-	910,597,840	-	-	-
1/30/2001	W/H TAX DIV MWD	(9,071)	-	(9,071)	-	-	910,588,769	-	-	-
1/30/2001	TRANS FROM 1FN07040 (1FN070)	2,375,234 ^[1]	-	-	821,598	-	911,410,366	-	-	-
2/1/2001	CHECK WIRE	11,000,000	11,000,000	-	-	-	922,410,366	-	-	-
2/1/2001	W/H TAX DIV PHA	(5,747)	-	(5,747)	-	-	922,404,620	-	-	-
2/1/2001	W/H TAX DIV VZ	(37,959)	-	(37,959)	-	-	922,366,661	-	-	-
2/12/2001	W/H TAX DIV TXN	(3,195)	-	(3,195)	-	-	922,363,466	-	-	-
2/15/2001	W/H TAX DIV PG	(23,575)	-	(23,575)	-	-	922,339,891	-	-	-
2/22/2001	FIDELITY SPARTAN U S TREASURY MONEY MARKET	(12)	-	(12)	-	-	922,339,879	-	-	-
2/23/2001	W/H TAX DIV C	(59,452)	-	(59,452)	-	-	922,280,428	-	-	-
2/23/2001	TRANS FROM 1FN07040 (1FN070)	44,625,508 ^[2]	-	-	-	-	922,280,428	-	-	-
3/1/2001	W/H TAX DIV LU	(3,264)	-	(3,264)	-	-	922,277,164	-	-	-
3/1/2001	W/H TAX DIV WFC	(34,106)	-	(34,106)	-	-	922,243,058	-	-	-
3/1/2001	W/H TAX DIV INTC	(11,839)	-	(11,839)	-	-	922,231,218	-	-	-
3/8/2001	W/H TAX DIV PFE	(61,241)	-	(61,241)	-	-	922,169,978	-	-	-
3/9/2001	W/H TAX DIV XOM	(127,446)	-	(127,446)	-	-	922,042,532	-	-	-
3/12/2001	W/H TAX DIV IBM	(20,201)	-	(20,201)	-	-	922,022,331	-	-	-
3/13/2001	W/H TAX DIV JNJ	(16,293)	-	(16,293)	-	-	922,006,037	-	-	-
3/19/2001	FIDELITY SPARTAN U S TREASURY MONEY MARKET	(10)	-	(10)	-	-	922,006,027	-	-	-
3/22/2001	W/H TAX DIV HD	(1,704)	-	(1,704)	-	-	922,004,323	-	-	-
3/30/2001	W/H TAX DIV PEP	(3,908)	-	(3,908)	-	-	922,000,415	-	-	-
3/30/2001	TRANS FROM 1FN07030 (1FN070)	34,941,619 ^[2]	-	-	-	-	922,000,415	-	-	-
4/2/2001	W/H TAX DIV KO	(8,198)	-	(8,198)	-	-	921,992,218	-	-	-
4/2/2001	W/H TAX DIV MRK	(13,986)	-	(13,986)	-	-	921,978,232	-	-	-
4/9/2001	W/H TAX DIV WMT	(22,301)	-	(22,301)	-	-	921,955,931	-	-	-
4/11/2001	W/H TAX DIV HWP	(11,690)	-	(11,690)	-	-	921,944,241	-	-	-
4/24/2001	FIDELITY SPARTAN U S TREASURY MONEY MARKET	(33)	-	(33)	-	-	921,944,209	-	-	-
4/25/2001	TRANS TO 40 ACCT (1FN070)	(79,636,436)	-	-	-	(79,636,436)	842,307,773	-	-	-
4/27/2001	W/H TAX DIV MWD	(18,252)	-	(18,252)	-	-	842,289,520	-	-	-

BLMIS ACCOUNT NO. 1FN045 - CITCO GLOBAL CUSTODY N V FBO FAIRFIELD SENTRY LTD

Column 1	Column 2	Column 3	Column 4	Column 5	Column 6	Column 7	Column 8	Column 9	Column 10	Column 11
Date	Transaction Description	Transaction Amount Reported in Customer Statement	Cash Deposits	Cash Withdrawals	Transfers of Principal In	Transfers of Principal Out	Balance of Principal	Preference Period Initial Transfers	Two Year Initial Transfers	Six Year Initial Transfers
4/30/2001	W/H TAX DIV JPM	(45,898)	-	(45,898)	-	-	842,243,623	-	-	-
5/1/2001	W/H TAX DIV PHA	(11,173)	-	(11,173)	-	-	842,232,449	-	-	-
5/1/2001	W/H TAX DIV T	(10,124)	-	(10,124)	-	-	842,222,325	-	-	-
5/1/2001	W/H TAX DIV BMY	(38,249)	-	(38,249)	-	-	842,184,076	-	-	-
5/1/2001	W/H TAX DIV VZ	(74,968)	-	(74,968)	-	-	842,109,108	-	-	-
5/2/2001	W/H TAX DIV TYC	(1,600)	-	(1,600)	-	-	842,107,508	-	-	-
5/10/2001	W/H TAX DIV AXP	(7,566)	-	(7,566)	-	-	842,099,942	-	-	-
5/15/2001	W/H TAX DIV PG	(32,589)	-	(32,589)	-	-	842,067,353	-	-	-
6/20/2001	FIDELITY SPARTAN U S TREASURY MONEY MARKET	(26)	-	(26)	-	-	842,067,327	-	-	-
6/29/2001	TRANS FROM 1FN07040 (1FN070)	3,343,654	-	-	3,343,654	-	845,410,981	-	-	-
7/9/2001	W/H TAX DIV WMT	(18,551)	-	(18,551)	-	-	845,392,430	-	-	-
7/11/2001	W/H TAX DIV HWP	(4,025)	-	(4,025)	-	-	845,388,405	-	-	-
7/11/2001	W/H TAX DIV XOM	(1,803)	-	(1,803)	-	-	845,386,602	-	-	-
7/23/2001	W/H TAX DIV MWD	(25,074)	-	(25,074)	-	-	845,361,528	-	-	-
7/25/2001	W/H TAX DIV GE	(152,124)	-	(152,124)	-	-	845,209,404	-	-	-
7/25/2001	FIDELITY SPARTAN U S TREASURY MONEY MARKET	(1)	-	(1)	-	-	845,209,403	-	-	-
7/25/2001	TRANS FROM 1FN07040 (1FN070)	15,298,179	-	-	15,298,179	-	860,507,582	-	-	-
7/31/2001	W/H TAX DIV JPM	(65,172)	-	(65,172)	-	-	860,442,410	-	-	-
8/1/2001	W/H TAX DIV BMY	(50,050)	-	(50,050)	-	-	860,392,360	-	-	-
8/1/2001	W/H TAX DIV TYC	(2,242)	-	(2,242)	-	-	860,390,118	-	-	-
8/1/2001	W/H TAX DIV PHA	(17,019)	-	(17,019)	-	-	860,373,099	-	-	-
8/1/2001	W/H TAX DIV VZ	(99,267)	-	(99,267)	-	-	860,273,832	-	-	-
8/10/2001	W/H TAX DIV AXP	(10,313)	-	(10,313)	-	-	860,263,519	-	-	-
8/15/2001	W/H TAX DIV PG	(21,606)	-	(21,606)	-	-	860,241,913	-	-	-
8/24/2001	FIDELITY SPARTAN U S TREASURY MONEY MARKET	(15)	-	(15)	-	-	860,241,898	-	-	-
8/31/2001	TRANS TO 1FN07040 (1FN070)	(13,323,140)	-	-	-	(13,323,140)	846,918,758	-	-	-
9/13/2001	W/H TAX DIV HD	(9,762)	-	(9,762)	-	-	846,908,996	-	-	-
9/28/2001	W/H TAX DIV BAC	(93,139)	-	(93,139)	-	-	846,815,857	-	-	-
9/28/2001	W/H TAX DIV PEP	(26,940)	-	(26,940)	-	-	846,788,917	-	-	-
9/28/2001	TRANS FROM 1FN07040 (1FN070)	238,964,272 ⁽¹⁾	-	-	74,317,743	-	921,106,660	-	-	-
10/1/2001	W/H TAX DIV KO	(46,403)	-	(46,403)	-	-	921,060,257	-	-	-
10/1/2001	W/H TAX DIV MRK	(84,407)	-	(84,407)	-	-	920,975,850	-	-	-
10/9/2001	W/H TAX DIV WMT	(32,800)	-	(32,800)	-	-	920,943,050	-	-	-
10/10/2001	W/H TAX DIV HWP	(16,424)	-	(16,424)	-	-	920,926,626	-	-	-
10/15/2001	FIDELITY SPARTAN U S TREASURY MONEY MARKET	(14)	-	(14)	-	-	920,926,612	-	-	-
10/25/2001	W/H TAX DIV GE	(167,694)	-	(167,694)	-	-	920,758,918	-	-	-
10/26/2001	W/H TAX DIV MWD	(27,439)	-	(27,439)	-	-	920,731,479	-	-	-
10/31/2001	W/H TAX DIV JPM	(70,686)	-	(70,686)	-	-	920,660,793	-	-	-
10/31/2001	TRANS TO 1FN07040 (1FN070)	(99,528,972)	-	-	-	(99,528,972)	821,131,821	-	-	-
11/1/2001	W/H TAX DIV VZ	(108,856)	-	(108,856)	-	-	821,022,965	-	-	-
11/1/2001	W/H TAX DIV TYC	(2,566)	-	(2,566)	-	-	821,020,398	-	-	-
11/1/2001	W/H TAX DIV T	(13,624)	-	(13,624)	-	-	821,006,775	-	-	-
11/1/2001	W/H TAX DIV BMY	(56,382)	-	(56,382)	-	-	820,950,392	-	-	-
11/1/2001	W/H TAX DIV PHA	(17,963)	-	(17,963)	-	-	820,932,430	-	-	-
11/9/2001	W/H TAX DIV AXP	(11,102)	-	(11,102)	-	-	820,921,328	-	-	-
11/15/2001	W/H TAX DIV PG	(50,561)	-	(50,561)	-	-	820,870,767	-	-	-
11/19/2001	W/H TAX DIV TXN	(3,949)	-	(3,949)	-	-	820,866,818	-	-	-
11/19/2001	FIDELITY SPARTAN U S TREASURY MONEY MARKET	(4)	-	(4)	-	-	820,866,815	-	-	-
11/21/2001	W/H TAX DIV C	(84,740)	-	(84,740)	-	-	820,782,075	-	-	-
11/26/2001	TRANS TO 1FN07040 (1FN070)	(81,219,230)	-	-	-	(81,219,230)	739,562,845	-	-	-
12/3/2001	W/H TAX DIV INTC	(14,366)	-	(14,366)	-	-	739,548,479	-	-	-
12/3/2001	W/H TAX DIV WFC	(46,891)	-	(46,891)	-	-	739,501,588	-	-	-
12/3/2001	W/H TAX DIV MCD	(29,313)	-	(29,313)	-	-	739,472,275	-	-	-
12/6/2001	W/H TAX DIV PFE	(47,904)	-	(47,904)	-	-	739,424,371	-	-	-
12/10/2001	W/H TAX DIV XOM	(167,772)	-	(167,772)	-	-	739,256,599	-	-	-
12/10/2001	W/H TAX DIV IBM	(25,613)	-	(25,613)	-	-	739,230,985	-	-	-
12/14/2001	W/H TAX DIV DD	(37,049)	-	(37,049)	-	-	739,193,936	-	-	-
12/28/2001	TRANS FROM 1FN07040 (1FN070)	2,651,946	-	-	2,651,946	-	741,845,882	-	-	-
12/31/2001	FIDELITY SPARTAN U S TREASURY MONEY MARKET	(17)	-	(17)	-	-	741,845,865	-	-	-
1/7/2002	W/H TAX DIV WMT	(6,053)	-	(6,053)	-	-	741,839,812	-	-	-
1/10/2002	FIDELITY SPARTAN U S TREASURY MONEY MARKET	(3)	-	(3)	-	-	741,839,809	-	-	-
1/25/2002	W/H TAX DIV MWD	(19,491)	-	(19,491)	-	-	741,820,319	-	-	-
1/31/2002	TRANS FROM 1FN07040 (1FN070)	40,708,836	-	-	40,708,836	-	782,529,155	-	-	-
2/1/2002	W/H TAX DIV SBC	(65,651)	-	(65,651)	-	-	782,463,503	-	-	-
2/1/2002	W/H TAX DIV VZ	(79,309)	-	(79,309)	-	-	782,384,194	-	-	-
2/1/2002	W/H TAX DIV PHA	(13,200)	-	(13,200)	-	-	782,370,993	-	-	-

BLMIS ACCOUNT NO. 1FN045 - CITCO GLOBAL CUSTODY N V FBO FAIRFIELD SENTRY LTD

Column 1	Column 2	Column 3	Column 4	Column 5	Column 6	Column 7	Column 8	Column 9	Column 10	Column 11
Date	Transaction Description	Transaction Amount Reported in Customer Statement	Cash Deposits	Cash Withdrawals	Transfers of Principal In	Transfers of Principal Out	Balance of Principal	Preference Period Initial Transfers	Two Year Initial Transfers	Six Year Initial Transfers
2/11/2002	W/H TAX DIV TXN	(3,747)	-	(3,747)	-	-	782,367,247	-	-	-
2/15/2002	W/H TAX DIV PG	(49,689)	-	(49,689)	-	-	782,317,557	-	-	-
2/21/2002	FIDELITY SPARTAN U S TREASURY MONEY MARKET	(6)	-	(6)	-	-	782,317,551	-	-	-
2/21/2002	TRANS FROM 1FN07040 (1FN070)	33,292,967	-	-	33,292,967	-	815,610,518	-	-	-
2/22/2002	W/H TAX DIV C	(82,855)	-	(82,855)	-	-	815,527,663	-	-	-
2/28/2002	TRANS TO 1FN07040 (1FN070)	(3,425,696)	-	-	-	(3,425,696)	812,101,967	-	-	-
3/1/2002	W/H TAX DIV WFC	(45,330)	-	(45,330)	-	-	812,056,636	-	-	-
3/1/2002	W/H TAX DIV INTC	(13,980)	-	(13,980)	-	-	812,042,657	-	-	-
3/6/2002	FIDELITY SPARTAN U S TREASURY MONEY MARKET	(1)	-	(1)	-	-	812,042,656	-	-	-
3/7/2002	W/H TAX DIV PFE	(83,096)	-	(83,096)	-	-	811,959,560	-	-	-
3/11/2002	W/H TAX DIV XOM	(160,005)	-	(160,005)	-	-	811,799,556	-	-	-
3/11/2002	W/H TAX DIV IBM	(24,409)	-	(24,409)	-	-	811,775,147	-	-	-
3/11/2002	W/H TAX DIV BUD	(17,868)	-	(17,868)	-	-	811,757,279	-	-	-
3/12/2002	W/H TAX DIV INJ	(34,803)	-	(34,803)	-	-	811,722,476	-	-	-
3/14/2002	W/H TAX DIV DD	(36,613)	-	(36,613)	-	-	811,685,863	-	-	-
3/15/2002	W/H TAX DIV AIG	(5,074)	-	(5,074)	-	-	811,680,789	-	-	-
3/22/2002	W/H TAX DIV BAC	(44,297)	-	(44,297)	-	-	811,636,492	-	-	-
3/25/2002	TRANS TO 1FN07040 (1FN070)	(65,122,070)	-	-	-	(65,122,070)	746,514,422	-	-	-
3/28/2002	W/H TAX DIV HD	(12,413)	-	(12,413)	-	-	746,502,010	-	-	-
4/1/2002	W/H TAX DIV PEP	(26,948)	-	(26,948)	-	-	746,475,061	-	-	-
4/1/2002	W/H TAX DIV MRK	(86,405)	-	(86,405)	-	-	746,388,657	-	-	-
4/1/2002	W/H TAX DIV KO	(53,897)	-	(53,897)	-	-	746,334,760	-	-	-
4/1/2002	W/H TAX DIV ONE	(14,532)	-	(14,532)	-	-	746,320,229	-	-	-
4/10/2002	W/H TAX DIV MO	(134,741)	-	(134,741)	-	-	746,185,487	-	-	-
4/12/2002	TRANS FROM 1FN07040 (1FN070)	49,242,954	-	-	49,242,954	-	795,428,441	-	-	-
4/18/2002	W/H TAX DIV WMT	(36,043)	-	(36,043)	-	-	795,392,399	-	-	-
4/23/2002	FIDELITY SPARTAN U S TREASURY MONEY MARKET	(7)	-	(7)	-	-	795,392,391	-	-	-
4/23/2002	TRANS FROM 1FN07040 (1FN070)	56,064,462	-	-	56,064,462	-	851,456,853	-	-	-
4/25/2002	W/H TAX DIV GE	(84,324)	-	(84,324)	-	-	851,372,529	-	-	-
4/26/2002	W/H TAX DIV MWD	(27,168)	-	(27,168)	-	-	851,345,362	-	-	-
4/26/2002	W/H TAX DIV MDT	(7,480)	-	(7,480)	-	-	851,337,881	-	-	-
4/30/2002	W/H TAX DIV JPM	(72,667)	-	(72,667)	-	-	851,265,214	-	-	-
5/1/2002	W/H TAX DIV TYC	(2,721)	-	(2,721)	-	-	851,262,493	-	-	-
5/1/2002	W/H TAX DIV PHA	(18,817)	-	(18,817)	-	-	851,243,676	-	-	-
5/1/2002	W/H TAX DIV VZ	(113,467)	-	(113,467)	-	-	851,130,208	-	-	-
5/1/2002	W/H TAX DIV BMY	(58,728)	-	(58,728)	-	-	851,071,480	-	-	-
5/1/2002	W/H TAX DIV T	(14,287)	-	(14,287)	-	-	851,057,193	-	-	-
5/1/2002	W/H TAX DIV SBC	(98,213)	-	(98,213)	-	-	850,958,980	-	-	-
5/10/2002	FIDELITY SPARTAN U S TREASURY MONEY MARKET	(8)	-	(8)	-	-	850,958,972	-	-	-
5/15/2002	W/H TAX DIV PG	(27,968)	-	(27,968)	-	-	850,931,004	-	-	-
5/24/2002	W/H TAX DIV C	(55,329)	-	(55,329)	-	-	850,875,675	-	-	-
5/29/2002	TRANS TO 1FN07040 (1FN070)	(46,500,011)	-	-	-	(46,500,011)	804,375,664	-	-	-
6/3/2002	W/H TAX DIV INTC	(7,848)	-	(7,848)	-	-	804,367,816	-	-	-
6/3/2002	W/H TAX DIV WFC	(57,170)	-	(57,170)	-	-	804,310,646	-	-	-
6/6/2002	W/H TAX DIV PFE	(99,553)	-	(99,553)	-	-	804,211,093	-	-	-
6/10/2002	W/H TAX DIV BUD	(14,036)	-	(14,036)	-	-	804,197,057	-	-	-
6/10/2002	W/H TAX DIV IBM	(31,808)	-	(31,808)	-	-	804,165,250	-	-	-
6/10/2002	W/H TAX DIV XOM	(190,194)	-	(190,194)	-	-	803,975,056	-	-	-
6/11/2002	W/H TAX DIV INJ	(27,308)	-	(27,308)	-	-	803,947,747	-	-	-
6/12/2002	W/H TAX DIV DD	(31,697)	-	(31,697)	-	-	803,916,051	-	-	-
6/25/2002	FIDELITY SPARTAN U S TREASURY MONEY MARKET	(3)	-	(3)	-	-	803,916,048	-	-	-
6/28/2002	TRANS TO 1FN07040 (1FN070)	(2,494,588)	-	-	-	(2,494,588)	801,421,460	-	-	-
7/10/2002	W/H TAX DIV MO	(23,047)	-	(23,047)	-	-	801,398,412	-	-	-
7/15/2002	W/H TAX DIV USB	(7,426)	-	(7,426)	-	-	801,390,987	-	-	-
7/17/2002	TRANS FROM 1FN07040 (1FN070)	22,672,052	-	-	22,672,052	-	824,063,039	-	-	-
7/19/2002	FIDELITY SPARTAN U S TREASURY MONEY MARKET	(4)	-	(4)	-	-	824,063,034	-	-	-
7/25/2002	W/H TAX DIV GE	(35,465)	-	(35,465)	-	-	824,027,569	-	-	-
7/26/2002	FIDELITY SPARTAN U S TREASURY MONEY MARKET	(0)	-	(0)	-	-	824,027,569	-	-	-
7/26/2002	W/H TAX DIV MDT	(1,449)	-	(1,449)	-	-	824,026,120	-	-	-
7/26/2002	W/H TAX DIV MWD	(4,951)	-	(4,951)	-	-	824,021,170	-	-	-
7/31/2002	W/H TAX DIV JPM	(13,511)	-	(13,511)	-	-	824,007,659	-	-	-
7/31/2002	TRANS TO 1FN07040 (1FN070)	(11,434,184)	-	-	-	(11,434,184)	812,573,475	-	-	-
8/1/2002	W/H TAX DIV BMY	(10,663)	-	(10,663)	-	-	812,562,812	-	-	-
8/1/2002	W/H TAX DIV SBC	(17,435)	-	(17,435)	-	-	812,545,378	-	-	-
8/1/2002	W/H TAX DIV PHA	(3,353)	-	(3,353)	-	-	812,542,025	-	-	-
8/1/2002	W/H TAX DIV T	(2,794)	-	(2,794)	-	-	812,539,231	-	-	-
8/1/2002	W/H TAX DIV VZ	(20,398)	-	(20,398)	-	-	812,518,833	-	-	-

BLMIS ACCOUNT NO. 1FN045 - CITCO GLOBAL CUSTODY N V FBO FAIRFIELD SENTRY LTD

Column 1	Column 2	Column 3	Column 4	Column 5	Column 6	Column 7	Column 8	Column 9	Column 10	Column 11
Date	Transaction Description	Transaction Amount Reported in Customer Statement	Cash Deposits	Cash Withdrawals	Transfers of Principal In	Transfers of Principal Out	Balance of Principal	Preference Period Initial Transfers	Two Year Initial Transfers	Six Year Initial Transfers
8/9/2002	W/H TAX DIV AXP	(1,987)	-	(1,987)	-	-	812,516,846	-	-	-
8/19/2002	W/H TAX DIV MON	(2)	-	(2)	-	-	812,516,844	-	-	-
8/19/2002	W/H TAX DIV TXN	(5,646)	-	(5,646)	-	-	812,511,198	-	-	-
8/21/2002	TRANS TO 1FN07040 (1FN070)	(217,941,363)	-	-	-	(217,941,363)	594,569,835	-	-	-
8/23/2002	W/H TAX DIV C	(147,150)	-	(147,150)	-	-	594,422,684	-	-	-
8/26/2002	FIDELITY SPARTAN U S TREASURY MONEY MARKET	(2)	-	(2)	-	-	594,422,683	-	-	-
9/3/2002	W/H TAX DIV INTC	(20,695)	-	(20,695)	-	-	594,401,988	-	-	-
9/3/2002	W/H TAX DIV WFC	(74,394)	-	(74,394)	-	-	594,327,594	-	-	-
9/5/2002	W/H TAX DIV G	(25,905)	-	(25,905)	-	-	594,301,689	-	-	-
9/5/2002	W/H TAX DIV PFE	(126,715)	-	(126,715)	-	-	594,174,974	-	-	-
9/6/2002	W/H TAX DIV BA	(21,764)	-	(21,764)	-	-	594,153,210	-	-	-
9/9/2002	W/H TAX DIV BUD	(25,905)	-	(25,905)	-	-	594,127,305	-	-	-
9/10/2002	W/H TAX DIV IBM	(39,130)	-	(39,130)	-	-	594,088,175	-	-	-
9/10/2002	W/H TAX DIV XOM	(239,435)	-	(239,435)	-	-	593,848,740	-	-	-
9/10/2002	FIDELITY SPARTAN U S TREASURY MONEY MARKET	(7)	-	(7)	-	-	593,848,732	-	-	-
9/10/2002	W/H TAX DIV JNJ	(30,929)	-	(30,929)	-	-	593,817,803	-	-	-
9/12/2002	W/H TAX DIV DD	(52,881)	-	(52,881)	-	-	593,764,923	-	-	-
10/17/2002	FIDELITY SPARTAN U S TREASURY MONEY MARKET	(29)	-	(29)	-	-	593,764,894	-	-	-
10/29/2002	TRANS TO 1FN07040 (1FN070)	(38,357,496)	-	-	-	(38,357,496)	555,407,398	-	-	-
11/15/2002	W/H TAX DIV PG	(30,578)	-	(30,578)	-	-	555,376,820	-	-	-
11/15/2002	W/H TAX DIV CL	(8,814)	-	(8,814)	-	-	555,368,007	-	-	-
11/18/2002	W/H TAX DIV TXN	(3,128)	-	(3,128)	-	-	555,364,878	-	-	-
11/18/2002	TRANS TO 1FN07040 (1FN070)	(11,130,830)	-	-	-	(11,130,830)	544,234,048	-	-	-
11/22/2002	W/H TAX DIV C	(77,975)	-	(77,975)	-	-	544,156,073	-	-	-
11/25/2002	W/H TAX DIV GS	(4,897)	-	(4,897)	-	-	544,151,177	-	-	-
11/27/2002	W/H TAX DIV MER	(12,205)	-	(12,205)	-	-	544,138,972	-	-	-
1/6/2003	W/H TAX DIV JNJ	(14,300)	-	(14,300)	-	-	544,124,672	-	-	(14,300)
1/6/2003	W/H TAX DIV DD	(21,684)	-	(21,684)	-	-	544,102,987	-	-	(21,684)
1/6/2003	W/H TAX DIV IBM	(22,083)	-	(22,083)	-	-	544,080,904	-	-	(22,083)
1/6/2003	W/H TAX DIV WFC	(41,833)	-	(41,833)	-	-	544,039,071	-	-	(41,833)
1/6/2003	W/H TAX DIV UTX	(7,098)	-	(7,098)	-	-	544,031,973	-	-	(7,098)
1/6/2003	W/H TAX DIV INTC	(11,652)	-	(11,652)	-	-	544,020,321	-	-	(11,652)
1/6/2003	W/H TAX DIV HCA	(979)	-	(979)	-	-	544,019,342	-	-	(979)
1/6/2003	W/H TAX DIV G	(14,995)	-	(14,995)	-	-	544,004,346	-	-	(14,995)
1/6/2003	W/H TAX DIV BA	(8,865)	-	(8,865)	-	-	543,995,481	-	-	(8,865)
1/6/2003	FIDELITY SPARTAN U S TREASURY MONEY MARKET	(46)	-	(46)	-	-	543,995,435	-	-	(46)
1/6/2003	W/H TAX DIV PFE	(49,716)	-	(49,716)	-	-	543,945,719	-	-	(49,716)
1/6/2003	W/H TAX DIV BUD	(14,812)	-	(14,812)	-	-	543,930,908	-	-	(14,812)
1/6/2003	W/H TAX DIV XOM	(135,070)	-	(135,070)	-	-	543,795,838	-	-	(135,070)
1/10/2003	FIDELITY SPARTAN U S TREASURY MONEY MARKET	(3)	-	(3)	-	-	543,795,835	-	-	(3)
1/22/2003	TRANS FROM 1FN07040 (1FN070)	16,339,217	-	-	16,339,217	-	560,135,052	-	-	-
1/31/2003	W/H TAX DIV MWD	(18,977)	-	(18,977)	-	-	560,116,075	-	-	(18,977)
2/3/2003	W/H TAX DIV PHA	(23,786)	-	(23,786)	-	-	560,092,289	-	-	(23,786)
2/3/2003	W/H TAX DIV SBC	(68,695)	-	(68,695)	-	-	560,023,594	-	-	(68,695)
2/3/2003	W/H TAX DIV VZ	(80,743)	-	(80,743)	-	-	559,942,851	-	-	(80,743)
2/10/2003	W/H TAX DIV TXN	(4,994)	-	(4,994)	-	-	559,937,856	-	-	(4,994)
2/14/2003	W/H TAX DIV PFE	(126,361)	-	(126,361)	-	-	559,811,496	-	-	(126,361)
2/14/2003	W/H TAX DIV CL	(13,554)	-	(13,554)	-	-	559,797,942	-	-	(13,554)
2/14/2003	W/H TAX DIV PG	(72,239)	-	(72,239)	-	-	559,725,702	-	-	(72,239)
2/24/2003	TRANS FROM 1FN07040 (1FN070)	110,293,149	-	-	110,293,149	-	670,018,851	-	-	-
2/27/2003	W/H TAX DIV GS	(7,530)	-	(7,530)	-	-	670,011,321	-	-	(7,530)
2/28/2003	W/H TAX DIV MER	(18,624)	-	(18,624)	-	-	669,992,697	-	-	(18,624)
2/28/2003	W/H TAX DIV C	(141,645)	-	(141,645)	-	-	669,851,052	-	-	(141,645)
3/3/2003	W/H TAX DIV WFC	(69,794)	-	(69,794)	-	-	669,781,259	-	-	(69,794)
3/3/2003	W/H TAX DIV INTC	(18,237)	-	(18,237)	-	-	669,763,021	-	-	(18,237)
3/5/2003	W/H 1/31/03G	(23,422)	-	(23,422)	-	-	669,739,599	-	-	(23,422)
3/7/2003	W/H TAX DIV BA	(19,201)	-	(19,201)	-	-	669,720,398	-	-	(19,201)
3/7/2003	W/H TAX DIV MSFT	(91,857)	-	(91,857)	-	-	669,628,540	-	-	(91,857)
3/10/2003	W/H TAX DIV XOM	(211,925)	-	(211,925)	-	-	669,416,616	-	-	(211,925)
3/10/2003	W/H TAX DIV UTX	(15,374)	-	(15,374)	-	-	669,401,242	-	-	(15,374)
3/10/2003	W/H TAX DIV BUD	(22,089)	-	(22,089)	-	-	669,379,153	-	-	(22,089)
3/10/2003	W/H TAX DIV IBM	(34,497)	-	(34,497)	-	-	669,344,655	-	-	(34,497)
3/11/2003	W/H TAX DIV JNJ	(83,105)	-	(83,105)	-	-	669,261,550	-	-	(83,105)
3/12/2003	W/H TAX DIV MMM	(25,928)	-	(25,928)	-	-	669,235,623	-	-	(25,928)
3/14/2003	W/H TAX DIV DD	(48,456)	-	(48,456)	-	-	669,187,167	-	-	(48,456)
3/17/2003	FIDELITY SPARTAN U S TREASURY MONEY MARKET	(19)	-	(19)	-	-	669,187,148	-	-	(19)
3/18/2003	TRANS FROM 1FN07040 (1FN070)	1,804,150	-	-	1,804,150	-	670,991,298	-	-	-

BLMIS ACCOUNT NO. 1FN045 - CITCO GLOBAL CUSTODY N V FBO FAIRFIELD SENTRY LTD

Column 1	Column 2	Column 3	Column 4	Column 5	Column 6	Column 7	Column 8	Column 9	Column 10	Column 11
Date	<u>Transaction Description</u>	<u>Transaction Amount Reported in Customer Statement</u>	<u>Cash Deposits</u>	<u>Cash Withdrawals</u>	<u>Transfers of Principal In</u>	<u>Transfers of Principal Out</u>	<u>Balance of Principal</u>	<u>Preference Period Initial Transfers</u>	<u>Two Year Initial Transfers</u>	<u>Six Year Initial Transfers</u>
3/24/2003	TRANS TO 1FN07040 (1FN070)	(146,512,229)	-	-	-	(146,512,229)	524,479,069	-	-	-
4/7/2003	W/H TAX DIV WMT	(60,863)	-	(60,863)	-	-	524,418,206	-	-	(60,863)
4/9/2003	W/H TAX DIV HPQ	(38,379)	-	(38,379)	-	-	524,379,827	-	-	(38,379)
4/15/2003	FIDELITY SPARTAN U S TREASURY MONEY MARKET	(19)	-	(19)	-	-	524,379,809	-	-	(19)
5/9/2003	FIDELITY SPARTAN U S TREASURY MONEY MARKET	(17)	-	(17)	-	-	524,379,791	-	-	(17)
5/9/2003	TRANS TO 1FN07040 (1FN070)	(2,963,200)	-	-	-	(2,963,200)	521,416,591	-	-	-
5/19/2003	FIDELITY SPARTAN U S TREASURY MONEY MARKET	(7)	-	(7)	-	-	521,416,584	-	-	(7)
5/21/2003	TRANS TO 1FN07040 (1FN070)	(12,173,621)	-	-	-	(12,173,621)	509,242,963	-	-	-
5/28/2003	W/H TAX DIV MER	(14,993)	-	(14,993)	-	-	509,227,970	-	-	(14,993)
5/30/2003	FIDELITY SPARTAN U S TREASURY MONEY MARKET	(1)	-	(1)	-	-	509,227,969	-	-	(1)
5/30/2003	TRANS TO 1FN07040 (1FN070)	(3,055,702)	-	-	-	(3,055,702)	506,172,267	-	-	-
6/2/2003	W/H TAX DIV WFC	(56,222)	-	(56,222)	-	-	506,116,045	-	-	(56,222)
6/2/2003	W/H TAX DIV INTC	(8,113)	-	(8,113)	-	-	506,107,932	-	-	(8,113)
6/5/2003	W/H TAX DIV PFE	(134,610)	-	(134,610)	-	-	505,973,322	-	-	(134,610)
6/9/2003	W/H TAX DIV BUD	(18,272)	-	(18,272)	-	-	505,955,050	-	-	(18,272)
6/10/2003	W/H TAX DIV IBM	(29,985)	-	(29,985)	-	-	505,925,064	-	-	(29,985)
6/10/2003	W/H TAX DIV XOM	(188,601)	-	(188,601)	-	-	505,736,463	-	-	(188,601)
6/10/2003	W/H TAX DIV JNJ	(79,960)	-	(79,960)	-	-	505,656,503	-	-	(79,960)
6/10/2003	W/H TAX DIV UTX	(14,056)	-	(14,056)	-	-	505,642,447	-	-	(14,056)
6/12/2003	W/H TAX DIV DD	(40,084)	-	(40,084)	-	-	505,602,363	-	-	(40,084)
6/12/2003	W/H TAX DIV MMM	(27,486)	-	(27,486)	-	-	505,574,877	-	-	(27,486)
6/19/2003	TRANS TO 1FN07040 (1FN070)	(53,945,624)	-	-	-	(53,945,624)	451,629,253	-	-	-
6/20/2003	W/H TAX DIV AIG	(16,867)	-	(16,867)	-	-	451,612,386	-	-	(16,867)
6/20/2003	TRANS TO 1FN07040 (1FN070)	(15,725,146)	-	-	-	(15,725,146)	435,887,240	-	-	-
6/24/2003	TRANS TO 1FN07040 (1FN070)	(19,679,159)	-	-	-	(19,679,159)	416,208,081	-	-	-
6/25/2003	FIDELITY SPARTAN U S TREASURY MONEY MARKET	(14)	-	(14)	-	-	416,208,067	-	-	(14)
6/26/2003	W/H TAX DIV HD	(19,267)	-	(19,267)	-	-	416,188,800	-	-	(19,267)
6/27/2003	W/H TAX DIV BAC	(131,639)	-	(131,639)	-	-	416,057,162	-	-	(131,639)
6/30/2003	W/H TAX DIV PEP	(38,072)	-	(38,072)	-	-	416,019,090	-	-	(38,072)
7/1/2003	W/H TAX DIV ONE	(34,114)	-	(34,114)	-	-	415,984,976	-	-	(34,114)
7/1/2003	W/H TAX DIV KO	(75,704)	-	(75,704)	-	-	415,909,273	-	-	(75,704)
7/1/2003	W/H TAX DIV MRK	(110,288)	-	(110,288)	-	-	415,798,985	-	-	(110,288)
7/1/2003	W/H TAX DIV ALL	(19,157)	-	(19,157)	-	-	415,779,827	-	-	(19,157)
7/3/2003	W/H TAX DIV SLB	(11,713)	-	(11,713)	-	-	415,768,114	-	-	(11,713)
7/7/2003	W/H TAX DIV WMT	(25,526)	-	(25,526)	-	-	415,742,588	-	-	(25,526)
7/8/2003	W/H TAX DIV MO	(182,639)	-	(182,639)	-	-	415,559,949	-	-	(182,639)
7/9/2003	W/H TAX DIV HPQ	(33,743)	-	(33,743)	-	-	415,526,207	-	-	(33,743)
7/10/2003	FIDELITY SPARTAN U S TREASURY MONEY MARKET	(0)	-	(0)	-	-	415,526,206	-	-	(0)
7/10/2003	TRANS FROM 1FN07040 (1FN070)	1,026,368	-	-	1,026,368	-	416,552,574	-	-	-
7/15/2003	TRANS FROM 1FN07040 (1FN070)	13,037,548	-	-	13,037,548	-	429,590,122	-	-	-
7/21/2003	FIDELITY SPARTAN U S TREASURY MONEY MARKET	(2)	-	(2)	-	-	429,590,121	-	-	(2)
7/21/2003	TRANS TO 1FN07040 (1FN070)	(15,458,963)	-	-	-	(15,458,963)	414,131,158	-	-	-
7/31/2003	W/H TAX DIV MWD	(32,487)	-	(32,487)	-	-	414,098,670	-	-	(32,487)
8/1/2003	W/H TAX DIV SBC	(162,084)	-	(162,084)	-	-	413,936,587	-	-	(162,084)
8/1/2003	W/H TAX DIV VZ	(135,953)	-	(135,953)	-	-	413,800,634	-	-	(135,953)
8/15/2003	W/H TAX DIV PG	(74,980)	-	(74,980)	-	-	413,725,654	-	-	(74,980)
8/15/2003	W/H TAX DIV CL	(16,950)	-	(16,950)	-	-	413,708,704	-	-	(16,950)
8/15/2003	TRANS FROM 1FN07040 (1FN070)	24,602,658	-	-	24,602,658	-	438,311,362	-	-	-
8/18/2003	W/H TAX DIV TXN	(4,679)	-	(4,679)	-	-	438,306,683	-	-	(4,679)
8/22/2003	W/H TAX DIV C	(232,063)	-	(232,063)	-	-	438,074,620	-	-	(232,063)
8/27/2003	W/H TAX DIV MER	(18,833)	-	(18,833)	-	-	438,055,787	-	-	(18,833)
8/28/2003	W/H TAX DIV GS	(14,714)	-	(14,714)	-	-	438,041,073	-	-	(14,714)
9/2/2003	W/H TAX DIV WFC	(95,343)	-	(95,343)	-	-	437,945,730	-	-	(95,343)
9/2/2003	W/H TAX DIV INTC	(16,780)	-	(16,780)	-	-	437,928,950	-	-	(16,780)
9/4/2003	W/H TAX DIV PFE	(93,556)	-	(93,556)	-	-	437,835,393	-	-	(93,556)
9/5/2003	W/H TAX DIV BA	(11,166)	-	(11,166)	-	-	437,824,228	-	-	(11,166)
9/5/2003	FIDELITY SPARTAN U S TREASURY MONEY MARKET	(12)	-	(12)	-	-	437,824,216	-	-	(12)
9/5/2003	W/H TAX DIV G	(21,040)	-	(21,040)	-	-	437,803,176	-	-	(21,040)
9/5/2003	TRANS TO 1FN07040 (1FN070)	(6,521,444)	-	-	-	(6,521,444)	431,281,732	-	-	-
9/9/2003	W/H TAX DIV BUD	(23,306)	-	(23,306)	-	-	431,258,425	-	-	(23,306)
9/10/2003	W/H TAX DIV IBM	(35,783)	-	(35,783)	-	-	431,222,642	-	-	(35,783)
9/10/2003	FIDELITY SPARTAN U S TREASURY MONEY MARKET	(1)	-	(1)	-	-	431,222,642	-	-	(1)
9/10/2003	W/H TAX DIV XOM	(214,103)	-	(214,103)	-	-	431,008,538	-	-	(214,103)
9/10/2003	TRANS TO 1FN07040 (1FN070)	(656,568)	-	-	-	(656,568)	430,351,970	-	-	-
9/12/2003	W/H TAX DIV DD	(28,097)	-	(28,097)	-	-	430,323,873	-	-	(28,097)
9/19/2003	W/H TAX DIV AIG	(7,335)	-	(7,335)	-	-	430,316,539	-	-	(7,335)
9/22/2003	TRANS TO 1FN07040 (1FN070)	(4,418,719)	-	-	-	(4,418,719)	425,897,820	-	-	-

BLMIS ACCOUNT NO. 1FN045 - CITCO GLOBAL CUSTODY N V FBO FAIRFIELD SENTRY LTD

Column 1	Column 2	Column 3	Column 4	Column 5	Column 6	Column 7	Column 8	Column 9	Column 10	Column 11
Date	Transaction Description	Transaction Amount Reported in Customer Statement	Cash Deposits	Cash Withdrawals	Transfers of Principal In	Transfers of Principal Out	Balance of Principal	Preference Period Initial Transfers	Two Year Initial Transfers	Six Year Initial Transfers
9/23/2003	FIDELITY SPARTAN U S TREASURY MONEY MARKET	(34)	-	(34)	-	-	425,897,785	-	-	(34)
9/26/2003	W/H TAX DIV BAC	(52,918)	-	(52,918)	-	-	425,844,868	-	-	(52,918)
9/30/2003	W/H TAX DIV PEP	(28,647)	-	(28,647)	-	-	425,816,221	-	-	(28,647)
10/1/2003	W/H TAX DIV KO	(56,830)	-	(56,830)	-	-	425,759,390	-	-	(56,830)
10/1/2003	W/H TAX DIV ONE	(30,626)	-	(30,626)	-	-	425,728,765	-	-	(30,626)
10/1/2003	W/H TAX DIV MRK	(35,992)	-	(35,992)	-	-	425,692,773	-	-	(35,992)
10/1/2003	W/H TAX DIV VIA.B	(8,320)	-	(8,320)	-	-	425,684,453	-	-	(8,320)
10/6/2003	TRANS TO 1FN07040 (1FN070)	(2,165,848)	-	-	-	(2,165,848)	423,518,605	-	-	-
10/8/2003	W/H TAX DIV HPQ	(25,631)	-	(25,631)	-	-	423,492,974	-	-	(25,631)
10/9/2003	W/H TAX DIV MO	(147,380)	-	(147,380)	-	-	423,345,594	-	-	(147,380)
10/10/2003	TRANS TO 1FN07040 (1FN070)	(3,315,060)	-	-	-	(3,315,060)	420,030,534	-	-	-
10/14/2003	FIDELITY SPARTAN U S TREASURY MONEY MARKET	(8)	-	(8)	-	-	420,030,525	-	-	(8)
10/14/2003	TRANS TO 1FN07040 (1FN070)	(689,468)	-	-	-	(689,468)	419,341,057	-	-	-
10/17/2003	TRANS FROM 1FN07040 (1FN070)	320,558	-	-	320,558	-	419,661,615	-	-	-
10/23/2003	CHECK WIRE	20,000,000	20,000,000	-	-	-	439,661,615	-	-	-
10/31/2003	W/H TAX DIV MWD	(22,691)	-	(22,691)	-	-	439,638,925	-	-	(22,691)
11/3/2003	W/H TAX DIV SBC	(85,932)	-	(85,932)	-	-	439,552,993	-	-	(85,932)
11/3/2003	W/H TAX DIV SBC	(30,418)	-	(30,418)	-	-	439,522,574	-	-	(30,418)
11/3/2003	W/H TAX DIV VZ	(98,120)	-	(98,120)	-	-	439,424,454	-	-	(98,120)
11/7/2003	W/H TAX DIV MSFT	(236,223)	-	(236,223)	-	-	439,188,231	-	-	(236,223)
11/14/2003	CHECK WIRE	50,000,000	50,000,000	-	-	-	489,188,231	-	-	-
11/14/2003	W/H TAX DIV PG	(79,503)	-	(79,503)	-	-	489,108,728	-	-	(79,503)
11/17/2003	W/H TAX DIV TXN	(5,100)	-	(5,100)	-	-	489,103,628	-	-	(5,100)
11/18/2003	TRANS FROM 1FN07040 (1FN070)	7,743,456	-	-	7,743,456	-	496,847,084	-	-	-
11/19/2003	TRANS FROM 1FN07040 (1FN070)	5,415,948	-	-	5,415,948	-	502,263,032	-	-	-
11/20/2003	TRANS FROM 1FN07040 (1FN070)	4,951,866	-	-	4,951,866	-	507,214,898	-	-	-
11/21/2003	TRANS FROM 1FN07040 (1FN070)	4,640,754	-	-	4,640,754	-	511,855,652	-	-	-
11/24/2003	W/H TAX DIV GS	(15,249)	-	(15,249)	-	-	511,840,404	-	-	(15,249)
11/25/2003	FIDELITY SPARTAN U S TREASURY MONEY MARKET	(22)	-	(22)	-	-	511,840,382	-	-	(22)
11/26/2003	W/H TAX DIV C	(246,142)	-	(246,142)	-	-	511,594,240	-	-	(246,142)
11/26/2003	W/H TAX DIV MER	(20,834)	-	(20,834)	-	-	511,573,407	-	-	(20,834)
12/1/2003	W/H TAX DIV MCD	(68,314)	-	(68,314)	-	-	511,505,093	-	-	(68,314)
12/1/2003	W/H TAX DIV WFC	(104,301)	-	(104,301)	-	-	511,400,792	-	-	(104,301)
12/1/2003	W/H TAX DIV INTC	(18,152)	-	(18,152)	-	-	511,382,640	-	-	(18,152)
12/4/2003	W/H TAX DIV PFE	(158,554)	-	(158,554)	-	-	511,224,086	-	-	(158,554)
12/5/2003	W/H TAX DIV G	(21,806)	-	(21,806)	-	-	511,202,280	-	-	(21,806)
12/9/2003	W/H TAX DIV JNJ	(96,615)	-	(96,615)	-	-	511,105,665	-	-	(96,615)
12/9/2003	W/H TAX DIV BUD	(24,154)	-	(24,154)	-	-	511,081,511	-	-	(24,154)
12/10/2003	W/H TAX DIV UTX	(21,348)	-	(21,348)	-	-	511,060,163	-	-	(21,348)
12/10/2003	W/H TAX DIV XOM	(226,666)	-	(226,666)	-	-	510,833,497	-	-	(226,666)
12/10/2003	W/H TAX DIV IBM	(37,085)	-	(37,085)	-	-	510,796,412	-	-	(37,085)
12/12/2003	W/H TAX DIV MMM	(19,249)	-	(19,249)	-	-	510,777,163	-	-	(19,249)
12/12/2003	TRANS FROM 1FN07040 (1FN070)	345,382	-	-	345,382	-	511,122,545	-	-	-
12/15/2003	W/H TAX DIV DD	(46,966)	-	(46,966)	-	-	511,075,579	-	-	(46,966)
12/16/2003	FIDELITY SPARTAN U S TREASURY MONEY MARKET	(6)	-	(6)	-	-	511,075,573	-	-	(6)
12/22/2003	TRANS TO 1FN07040 (1FN070)	(8,462,329)	-	-	-	(8,462,329)	502,613,244	-	-	-
12/31/2003	FIDELITY SPARTAN U S TREASURY MONEY MARKET	(2)	-	(2)	-	-	502,613,242	-	-	(2)
1/2/2004	W/H TAX DIV PEP	(8,289)	-	(8,289)	-	-	502,604,953	-	-	(8,289)
1/2/2004	W/H TAX DIV ONE	(8,180)	-	(8,180)	-	-	502,596,773	-	-	(8,180)
1/5/2004	W/H TAX DIV WMT	(11,779)	-	(11,779)	-	-	502,584,994	-	-	(11,779)
1/6/2004	W/H TAX DIV DIS	(13,170)	-	(13,170)	-	-	502,571,824	-	-	(13,170)
1/7/2004	W/H TAX DIV HPQ	(7,417)	-	(7,417)	-	-	502,564,407	-	-	(7,417)
1/8/2004	FIDELITY SPARTAN U S TREASURY MONEY MARKET	(1)	-	(1)	-	-	502,564,406	-	-	(1)
1/8/2004	TRANS TO 1FN07040 (1FN070)	(931,922)	-	-	-	(931,922)	501,632,484	-	-	-
1/9/2004	W/H TAX DIV MO	(42,646)	-	(42,646)	-	-	501,589,838	-	-	(42,646)
1/9/2004	TRANS TO 1FN07040 (1FN070)	(2,256,254)	-	-	-	(2,256,254)	499,333,584	-	-	-
1/15/2004	FIDELITY SPARTAN U S TREASURY MONEY MARKET	(1)	-	(1)	-	-	499,333,583	-	-	(1)
1/15/2004	TRANS TO 1FN07040 (1FN070)	(645,372)	-	-	-	(645,372)	498,688,211	-	-	-
1/22/2004	TRANS TO 1FN07040 (1FN070)	(11,243,827)	-	-	-	(11,243,827)	487,444,384	-	-	-
1/30/2004	W/H TAX DIV MWD	(13,528)	-	(13,528)	-	-	487,430,856	-	-	(13,528)
2/2/2004	W/H TAX DIV VZ	(53,819)	-	(53,819)	-	-	487,377,038	-	-	(53,819)
2/2/2004	W/H TAX DIV SBC	(52,139)	-	(52,139)	-	-	487,324,899	-	-	(52,139)
2/17/2004	W/H TAX DIV PG	(81,570)	-	(81,570)	-	-	487,243,329	-	-	(81,570)
2/24/2004	TRANS TO 1FN07040 (1FN070)	(6,650,303)	-	-	-	(6,650,303)	480,593,026	-	-	-
2/26/2004	W/H TAX DIV GS	(14,940)	-	(14,940)	-	-	480,578,086	-	-	(14,940)
2/27/2004	W/H TAX DIV MER	(21,035)	-	(21,035)	-	-	480,557,051	-	-	(21,035)
2/27/2004	W/H TAX DIV C	(277,279)	-	(277,279)	-	-	480,279,772	-	-	(277,279)

BLMIS ACCOUNT NO. 1FN045 - CITCO GLOBAL CUSTODY N V FBO FAIRFIELD SENTRY LTD

Column 1	Column 2	Column 3	Column 4	Column 5	Column 6	Column 7	Column 8	Column 9	Column 10	Column 11
Date	Transaction Description	Transaction Amount Reported in Customer Statement	Cash Deposits	Cash Withdrawals	Transfers of Principal In	Transfers of Principal Out	Balance of Principal	Preference Period Initial Transfers	Two Year Initial Transfers	Six Year Initial Transfers
3/1/2004	W/H TAX DIV INTC	(34,750)	-	(34,750)	-	-	480,245.021	-	-	(34,750)
3/1/2004	W/H TAX DIV WFC	(102,187)	-	(102,187)	-	-	480,142.834	-	-	(102,187)
3/5/2004	W/H TAX DIV BA	(18,286)	-	(18,286)	-	-	480,124.548	-	-	(18,286)
3/5/2004	W/H TAX DIV PFE	(173,334)	-	(173,334)	-	-	479,951.214	-	-	(173,334)
3/5/2004	W/H TAX DIV G	(21,364)	-	(21,364)	-	-	479,929.850	-	-	(21,364)
3/9/2004	W/H TAX DIV JNJ	(95,551)	-	(95,551)	-	-	479,834.299	-	-	(95,551)
3/9/2004	W/H TAX DIV BUD	(23,664)	-	(23,664)	-	-	479,810.635	-	-	(23,664)
3/10/2004	W/H TAX DIV IBM	(36,333)	-	(36,333)	-	-	479,774.302	-	-	(36,333)
3/10/2004	W/H TAX DIV XOM	(222,036)	-	(222,036)	-	-	479,552.265	-	-	(222,036)
3/10/2004	W/H TAX DIV UTX	(13,177)	-	(13,177)	-	-	479,539.089	-	-	(13,177)
3/12/2004	W/H TAX DIV MMM	(24,396)	-	(24,396)	-	-	479,514.693	-	-	(24,396)
3/15/2004	W/H TAX DIV DD	(46,014)	-	(46,014)	-	-	479,468.679	-	-	(46,014)
4/6/2004	FIDELITY SPARTAN U S TREASURY MONEY MARKET	(34)	-	(34)	-	-	479,468.645	-	-	(34)
4/8/2004	TRANS TO 1FN07040 (1FN070)	(3,438,623)	-	-	-	(3,438,623)	476,030.022	-	-	-
4/19/2004	TRANS FROM 1FN07040 (1FN070)	3,853,373	-	-	3,853,373	-	479,883.395	-	-	-
4/26/2004	TRANS FROM 1FN07040 (1FN070)	9,620,912	-	-	9,620,912	-	489,504.307	-	-	-
4/30/2004	W/H TAX DIV MWD	(28,829)	-	(28,829)	-	-	489,475.478	-	-	(28,829)
4/30/2004	W/H TAX DIV JPM	(22,139)	-	(22,139)	-	-	489,453.339	-	-	(22,139)
5/3/2004	W/H TAX DIV SBC	(109,203)	-	(109,203)	-	-	489,344.136	-	-	(109,203)
5/3/2004	W/H TAX DIV VZ	(110,991)	-	(110,991)	-	-	489,233.145	-	-	(110,991)
5/14/2004	W/H TAX DIV PG	(84,890)	-	(84,890)	-	-	489,148.254	-	-	(84,890)
5/17/2004	W/H TAX DIV TXN	(4,950)	-	(4,950)	-	-	489,143.305	-	-	(4,950)
5/18/2004	TRANS FROM 1FN07040 (1FN070)	99,564,312	-	-	99,564,312	-	588,707.617	-	-	-
5/24/2004	TRANS TO 1FN07040 (1FN070)	(2,535,408)	-	-	-	(2,535,408)	586,172.209	-	-	-
5/26/2004	W/H TAX DIV MER	(21,344)	-	(21,344)	-	-	586,150.865	-	-	(21,344)
5/27/2004	W/H TAX DIV GS	(15,159)	-	(15,159)	-	-	586,135.706	-	-	(15,159)
5/28/2004	W/H TAX DIV C	(276,500)	-	(276,500)	-	-	585,859.206	-	-	(276,500)
6/1/2004	W/H TAX DIV WFC	(103,688)	-	(103,688)	-	-	585,755.518	-	-	(103,688)
6/1/2004	W/H TAX DIV INTC	(34,542)	-	(34,542)	-	-	585,720.976	-	-	(34,542)
6/4/2004	W/H TAX DIV G	(21,677)	-	(21,677)	-	-	585,699.299	-	-	(21,677)
6/4/2004	W/H TAX DIV PFE	(172,695)	-	(172,695)	-	-	585,526.604	-	-	(172,695)
6/7/2004	FIDELITY SPARTAN U S TREASURY MONEY MARKET	(8)	-	(8)	-	-	585,526.596	-	-	(8)
6/7/2004	W/H TAX DIV WMT	(50,918)	-	(50,918)	-	-	585,475.678	-	-	(50,918)
6/8/2004	W/H TAX DIV JNJ	(113,249)	-	(113,249)	-	-	585,362.428	-	-	(113,249)
6/8/2004	TRANS TO 1FN07040 (1FN070)	(11,283,738)	-	-	-	(11,283,738)	574,078.690	-	-	-
6/9/2004	W/H TAX DIV BUD	(24,012)	-	(24,012)	-	-	574,054.678	-	-	(24,012)
6/10/2004	W/H TAX DIV XOM	(235,753)	-	(235,753)	-	-	573,818.925	-	-	(235,753)
6/10/2004	W/H TAX DIV UTX	(17,318)	-	(17,318)	-	-	573,801.608	-	-	(17,318)
6/10/2004	W/H TAX DIV IBM	(41,475)	-	(41,475)	-	-	573,760.133	-	-	(41,475)
6/11/2004	W/H TAX DIV BA	(14,844)	-	(14,844)	-	-	573,745.289	-	-	(14,844)
6/14/2004	W/H TAX DIV MMM	(26,719)	-	(26,719)	-	-	573,718.570	-	-	(26,719)
6/14/2004	W/H TAX DIV DD	(46,690)	-	(46,690)	-	-	573,671.881	-	-	(46,690)
6/16/2004	TRANS FROM 1FN07040 (1FN070)	23,622,552	-	-	23,622,552	-	597,294.433	-	-	-
6/18/2004	FIDELITY SPARTAN U S TREASURY MONEY MARKET	(0)	-	(0)	-	-	597,294.432	-	-	(0)
6/18/2004	TRANS TO 1FN07040 (1FN070)	(9,523,881)	-	-	-	(9,523,881)	587,770.551	-	-	-
6/24/2004	W/H TAX DIV HD	(26,513)	-	(26,513)	-	-	587,744.038	-	-	(26,513)
6/24/2004	TRANS FROM 1FN07040 (1FN070)	893,170	-	-	893,170	-	588,637.208	-	-	-
6/25/2004	TRANS TO 1FN07040 (1FN070)	(1,668,458)	-	-	-	(1,668,458)	586,968.750	-	-	-
6/30/2004	W/H TAX DIV PEP	(54,523)	-	(54,523)	-	-	586,914.227	-	-	(54,523)
7/1/2004	W/H TAX DIV KO	(84,218)	-	(84,218)	-	-	586,830.010	-	-	(84,218)
7/7/2004	W/H TAX DIV HPQ	(33,937)	-	(33,937)	-	-	586,796.073	-	-	(33,937)
7/9/2004	W/H TAX DIV MO	(192,167)	-	(192,167)	-	-	586,603.906	-	-	(192,167)
7/26/2004	W/H TAX DIV GE	(31,151)	-	(31,151)	-	-	586,572.755	-	-	(31,151)
8/18/2004	FIDELITY SPARTAN U S TREASURY MONEY MARKET	(105)	-	(105)	-	-	586,572.649	-	-	(105)
8/18/2004	TRANS TO 1FN07040 (1FN070)	(2,743,784)	-	-	-	(2,743,784)	583,828.865	-	-	-
8/19/2004	TRANS FROM 1FN07040 (1FN070)	1,293,192	-	-	1,293,192	-	585,122.057	-	-	-
8/23/2004	FIDELITY SPARTAN U S TREASURY MONEY MARKET	(0)	-	(0)	-	-	585,122.057	-	-	(0)
8/23/2004	TRANS TO 1FN07040 (1FN070)	(23,694,810)	-	-	-	(23,694,810)	561,427.247	-	-	-
9/7/2004	W/H TAX DIV WMT	(60,657)	-	(60,657)	-	-	561,366.591	-	-	(60,657)
9/10/2004	W/H TAX DIV UTX	(20,413)	-	(20,413)	-	-	561,346.177	-	-	(20,413)
9/13/2004	W/H TAX DIV MMM	(31,495)	-	(31,495)	-	-	561,314.683	-	-	(31,495)
9/14/2004	W/H TAX DIV MSFT	(127,216)	-	(127,216)	-	-	561,187.466	-	-	(127,216)
9/16/2004	W/H TAX DIV HD	(28,290)	-	(28,290)	-	-	561,159.177	-	-	(28,290)
9/17/2004	W/H TAX DIV AIG	(28,955)	-	(28,955)	-	-	561,130.221	-	-	(28,955)
9/20/2004	TRANS TO 1FN07040 (1FN070)	(21,183,971)	-	-	-	(21,183,971)	539,946.250	-	-	-
9/24/2004	W/H TAX DIV BAC	(275,575)	-	(275,575)	-	-	539,670.675	-	-	(275,575)
9/30/2004	W/H TAX DIV PEP	(58,177)	-	(58,177)	-	-	539,612.498	-	-	(58,177)

BLMIS ACCOUNT NO. 1FN045 - CITCO GLOBAL CUSTODY N V FBO FAIRFIELD SENTRY LTD

Column 1	Column 2	Column 3	Column 4	Column 5	Column 6	Column 7	Column 8	Column 9	Column 10	Column 11
Date	Transaction Description	Transaction Amount Reported in Customer Statement	Cash Deposits	Cash Withdrawals	Transfers of Principal In	Transfers of Principal Out	Balance of Principal	Preference Period Initial Transfers	Two Year Initial Transfers	Six Year Initial Transfers
10/1/2004	W/H TAX DIV KO	(89,861)	-	(89,861)	-	-	539,522,637	-	-	(89,861)
10/1/2004	W/H TAX DIV MRK	(126,472)	-	(126,472)	-	-	539,396,165	-	-	(126,472)
10/1/2004	W/H TAX DIV VIA.B	(15,616)	-	(15,616)	-	-	539,380,549	-	-	(15,616)
10/6/2004	W/H TAX DIV HPQ	(36,211)	-	(36,211)	-	-	539,344,338	-	-	(36,211)
10/12/2004	W/H TAX DIV MO	(223,522)	-	(223,522)	-	-	539,120,816	-	-	(223,522)
11/3/2004	FIDELITY SPARTAN U S TREASURY MONEY MARKET	(98)	-	(98)	-	-	539,120,718	-	-	(98)
11/4/2004	FIDELITY SPARTAN U S TREASURY MONEY MARKET	(0)	-	(0)	-	-	539,120,718	-	-	(0)
11/4/2004	TRANS TO 1FN07040 (1FN070)	(2,843,704)	-	-	-	(2,843,704)	536,277,014	-	-	-
11/5/2004	TRANS FROM 1FN07040 (1FN070)	108,192	-	-	108,192	-	536,385,206	-	-	-
11/9/2004	FIDELITY SPARTAN U S TREASURY MONEY MARKET	(1)	-	(1)	-	-	536,385,205	-	-	(1)
11/15/2004	TRANS TO 1FN07040 (1FN070)	(40,346,532)	-	-	-	(40,346,532)	496,038,673	-	-	-
11/24/2004	W/H TAX DIV MER	(11,390)	-	(11,390)	-	-	496,027,283	-	-	(11,390)
12/1/2004	W/H TAX DIV INTC	(18,749)	-	(18,749)	-	-	496,008,534	-	-	(18,749)
12/1/2004	W/H TAX DIV WFC	(59,021)	-	(59,021)	-	-	495,949,513	-	-	(59,021)
12/3/2004	W/H TAX DIV BA	(18,952)	-	(18,952)	-	-	495,930,561	-	-	(18,952)
12/3/2004	W/H TAX DIV PFE	(151,172)	-	(151,172)	-	-	495,779,389	-	-	(151,172)
12/7/2004	W/H TAX DIV JNJ	(38,128)	-	(38,128)	-	-	495,741,261	-	-	(38,128)
12/10/2004	W/H TAX DIV IBM	(36,009)	-	(36,009)	-	-	495,705,252	-	-	(36,009)
12/10/2004	W/H TAX DIV XOM	(207,523)	-	(207,523)	-	-	495,497,730	-	-	(207,523)
12/13/2004	FIDELITY SPARTAN U S TREASURY MONEY MARKET	(73)	-	(73)	-	-	495,497,657	-	-	(73)
12/14/2004	W/H TAX DIV DD	(40,536)	-	(40,536)	-	-	495,457,121	-	-	(40,536)
12/14/2004	TRANS FROM 1FN07040 (1FN070)	87,000	-	-	87,000	-	495,544,121	-	-	-
12/16/2004	FIDELITY SPARTAN U S TREASURY MONEY MARKET	(3)	-	(3)	-	-	495,544,118	-	-	(3)
12/20/2004	TRANS TO 1FN07040 (1FN070)	(4,252,125)	-	-	-	(4,252,125)	491,291,993	-	-	-
12/28/2004	CHECK WIRE	100,000,000	100,000,000	-	-	-	591,291,993	-	-	-
12/28/2004	CHECK WIRE	100,000	100,000	-	-	-	591,391,993	-	-	-
12/28/2004	CXL CHECK WIRE	(100,000)	(100,000)	-	-	-	591,291,993	-	-	-
12/31/2004	FIDELITY SPARTAN U S TREASURY MONEY MARKET	(16)	-	(16)	-	-	591,291,977	-	-	(16)
1/3/2005	W/H TAX DIV WMT	(20,358)	-	(20,358)	-	-	591,271,619	-	-	(20,358)
1/28/2005	TRANS TO 1FN07040 (1FN070)	(4,585,124)	-	-	-	(4,585,124)	586,686,495	-	-	-
1/28/2005	TRANS FROM 1FN07040 (1FN070)	90,920	-	-	90,920	-	586,777,415	-	-	-
2/14/2005	W/H TAX DIV TXN	(6,451)	-	(6,451)	-	-	586,770,964	-	-	(6,451)
2/16/2005	TRANS TO 1FN07040 (1FN070)	(58,914,536)	-	-	-	(58,914,536)	527,856,428	-	-	-
2/24/2005	W/H TAX DIV GS	(2,689)	-	(2,689)	-	-	527,853,739	-	-	(2,689)
2/25/2005	W/H TAX DIV C	(340,627)	-	(340,627)	-	-	527,513,113	-	-	(340,627)
2/28/2005	W/H TAX DIV MER	(21,731)	-	(21,731)	-	-	527,491,382	-	-	(21,731)
3/1/2005	W/H TAX DIV WFC	(123,864)	-	(123,864)	-	-	527,367,518	-	-	(123,864)
3/1/2005	W/H TAX DIV INTC	(75,784)	-	(75,784)	-	-	527,291,734	-	-	(75,784)
3/4/2005	W/H TAX DIV G	(24,277)	-	(24,277)	-	-	527,267,457	-	-	(24,277)
3/4/2005	W/H TAX DIV BA	(30,559)	-	(30,559)	-	-	527,236,898	-	-	(30,559)
3/8/2005	W/H TAX DIV JNJ	(126,763)	-	(126,763)	-	-	527,110,135	-	-	(126,763)
3/8/2005	W/H TAX DIV PFE	(214,182)	-	(214,182)	-	-	526,895,953	-	-	(214,182)
3/8/2005	TRANS FROM 1FN07040 (1FN070)	9,869,296	-	-	9,869,296	-	536,765,249	-	-	-
3/9/2005	W/H TAX DIV BUD	(29,947)	-	(29,947)	-	-	536,735,302	-	-	(29,947)
3/10/2005	W/H TAX DIV XOM	(260,359)	-	(260,359)	-	-	536,474,942	-	-	(260,359)
3/10/2005	W/H TAX DIV UTX	(35,855)	-	(35,855)	-	-	536,439,087	-	-	(35,855)
3/10/2005	W/H TAX DIV MSFT	(129,838)	-	(129,838)	-	-	536,309,248	-	-	(129,838)
3/10/2005	W/H TAX DIV IBM	(44,004)	-	(44,004)	-	-	536,265,244	-	-	(44,004)
3/14/2005	W/H TAX DIV MMM	(51,338)	-	(51,338)	-	-	536,213,906	-	-	(51,338)
3/14/2005	W/H TAX DIV DD	(52,289)	-	(52,289)	-	-	536,161,616	-	-	(52,289)
3/14/2005	TRANS FROM 1FN07040 (1FN070)	6,268,538	-	-	6,268,538	-	542,430,154	-	-	-
3/15/2005	TRANS FROM 1FN07040 (1FN070)	4,244,280	-	-	4,244,280	-	546,674,434	-	-	-
3/17/2005	TRANS FROM 1FN07040 (1FN070)	3,327,088	-	-	3,327,088	-	550,001,522	-	-	-
3/18/2005	W/H TAX DIV AIG	(49,233)	-	(49,233)	-	-	549,952,289	-	-	(49,233)
3/24/2005	W/H TAX DIV HD	(32,596)	-	(32,596)	-	-	549,919,693	-	-	(32,596)
3/28/2005	W/H TAX DIV BAC	(271,962)	-	(271,962)	-	-	549,647,731	-	-	(271,962)
3/31/2005	W/H TAX DIV PEP	(59,352)	-	(59,352)	-	-	549,588,380	-	-	(59,352)
4/1/2005	W/H TAX DIV MRK	(123,864)	-	(123,864)	-	-	549,464,515	-	-	(123,864)
4/1/2005	W/H TAX DIV KO	(80,088)	-	(80,088)	-	-	549,384,427	-	-	(80,088)
4/1/2005	W/H TAX DIV VIA.B	(18,064)	-	(18,064)	-	-	549,366,364	-	-	(18,064)
4/7/2005	W/H TAX DIV HPQ	(17,899)	-	(17,899)	-	-	549,348,465	-	-	(17,899)
4/11/2005	W/H TAX DIV MO	(177,867)	-	(177,867)	-	-	549,170,597	-	-	(177,867)
4/13/2005	FIDELITY SPARTAN U S TREASURY MONEY MARKET	(245)	-	(245)	-	-	549,170,352	-	-	(245)
4/25/2005	W/H TAX DIV GE	(347,342)	-	(347,342)	-	-	548,823,010	-	-	(347,342)
5/11/2005	CHECK WIRE	50,000,000	50,000,000	-	-	-	598,823,010	-	-	-
5/20/2005	TRANS TO 1FN07040 (1FN070)	(2,046,868)	-	-	-	(2,046,868)	596,776,142	-	-	-
5/23/2005	FIDELITY SPARTAN U S TREASURY MONEY MARKET	(50)	-	(50)	-	-	596,776,093	-	-	(50)

BLMIS ACCOUNT NO. 1FN045 - CITCO GLOBAL CUSTODY N V FBO FAIRFIELD SENTRY LTD

Column 1	Column 2	Column 3	Column 4	Column 5	Column 6	Column 7	Column 8	Column 9	Column 10	Column 11
Date	Transaction Description	Transaction Amount Reported in Customer Statement	Cash Deposits	Cash Withdrawals	Transfers of Principal In	Transfers of Principal Out	Balance of Principal	Preference Period Initial Transfers	Two Year Initial Transfers	Six Year Initial Transfers
5/23/2005	TRANS TO 1FN07040 (1FN070)	(7,922,073)	-	-	-	(7,922,073)	588,854,020	-	-	-
6/6/2005	W/H TAX DIV WMT	(22,860)	-	(22,860)	-	-	588,831,159	-	-	(22,860)
6/10/2005	W/H TAX DIV UTX	(10,874)	-	(10,874)	-	-	588,820,285	-	-	(10,874)
6/13/2005	W/H TAX DIV MMM	(15,570)	-	(15,570)	-	-	588,804,715	-	-	(15,570)
6/17/2005	W/H TAX DIV AIG	(37,953)	-	(37,953)	-	-	588,766,763	-	-	(37,953)
6/20/2005	FIDELITY SPARTAN U S TREASURY MONEY MARKET	(28)	-	(28)	-	-	588,766,735	-	-	(28)
6/23/2005	W/H TAX DIV HD	(25,424)	-	(25,424)	-	-	588,741,312	-	-	(25,424)
6/24/2005	W/H TAX DIV BAC	(212,011)	-	(212,011)	-	-	588,529,300	-	-	(212,011)
6/24/2005	TRANS FROM 1FN07040 (1FN070)	253,938	-	-	253,938	-	588,783,238	-	-	-
6/27/2005	TRANS FROM 1FN07040 (1FN070)	10,962,018	-	-	10,962,018	-	599,745,256	-	-	-
6/28/2005	TRANS FROM 1FN07040 (1FN070)	9,542,580	-	-	9,542,580	-	609,287,836	-	-	-
6/30/2005	W/H TAX DIV PEP	(51,720)	-	(51,720)	-	-	609,236,116	-	-	(51,720)
7/1/2005	W/H TAX DIV ALL	(25,718)	-	(25,718)	-	-	609,210,398	-	-	(25,718)
7/1/2005	W/H TAX DIV MRK	(95,484)	-	(95,484)	-	-	609,114,914	-	-	(95,484)
7/1/2005	W/H TAX DIV VIA.B	(13,925)	-	(13,925)	-	-	609,100,989	-	-	(13,925)
7/1/2005	W/H TAX DIV KO	(73,288)	-	(73,288)	-	-	609,027,701	-	-	(73,288)
7/6/2005	W/H TAX DIV HPQ	(27,369)	-	(27,369)	-	-	609,000,332	-	-	(27,369)
7/6/2005	CHECK WIRE	(85,000,000)	-	(85,000,000)	-	-	524,000,332	-	-	(85,000,000)
7/8/2005	W/H TAX DIV SLB	(15,390)	-	(15,390)	-	-	523,984,942	-	-	(15,390)
7/11/2005	W/H TAX DIV MO	(175,786)	-	(175,786)	-	-	523,809,156	-	-	(175,786)
7/13/2005	FIDELITY SPARTAN U S TREASURY MONEY MARKET	(29)	-	(29)	-	-	523,809,127	-	-	(29)
7/25/2005	W/H TAX DIV GE	(271,048)	-	(271,048)	-	-	523,538,079	-	-	(271,048)
9/8/2005	FIDELITY SPARTAN U S TREASURY MONEY MARKET	(122)	-	(122)	-	-	523,537,957	-	-	(122)
9/8/2005	TRANS FROM 1FN07040 (1FN070)	498,048	-	-	498,048	-	524,036,005	-	-	-
9/9/2005	FIDELITY SPARTAN U S TREASURY MONEY MARKET	(1)	-	(1)	-	-	524,036,005	-	-	(1)
9/9/2005	TRANS TO 1FN07040 (1FN070)	(1,776,492)	-	-	-	(1,776,492)	522,259,513	-	-	-
9/12/2005	FIDELITY SPARTAN U S TREASURY MONEY MARKET	(5)	-	(5)	-	-	522,259,508	-	-	(5)
9/13/2005	TRANS TO 1FN07040 (1FN070)	(1,506,780)	-	-	-	(1,506,780)	520,752,728	-	-	-
9/19/2005	TRANS FROM 1FN07040 (1FN070)	2,145,759	-	-	2,145,759	-	522,898,487	-	-	-
9/22/2005	TRANS FROM 1FN07040 (1FN070)	11,483,966	-	-	11,483,966	-	534,382,453	-	-	-
9/23/2005	TRANS FROM 1FN07040 (1FN070)	17,971,611	-	-	17,971,611	-	552,354,064	-	-	-
9/27/2005	TRANS FROM 1FN07040 (1FN070)	12,210,114	-	-	12,210,114	-	564,564,178	-	-	-
9/30/2005	W/H TAX DIV S	(5,866)	-	(5,866)	-	-	564,558,312	-	-	(5,866)
9/30/2005	W/H TAX DIV PEP	(35,125)	-	(35,125)	-	-	564,523,187	-	-	(35,125)
10/3/2005	W/H TAX DIV KO	(98,652)	-	(98,652)	-	-	564,424,535	-	-	(98,652)
10/3/2005	CHECK WIRE	(90,000,000)	-	(90,000,000)	-	-	474,424,535	-	-	(90,000,000)
10/3/2005	CHECK WIRE	(90,000,000)	-	(90,000,000)	-	-	384,424,535	-	-	(90,000,000)
10/3/2005	CHECK WIRE	(70,000,000)	-	(70,000,000)	-	-	314,424,535	-	-	(70,000,000)
10/5/2005	W/H TAX DIV HPQ	(35,759)	-	(35,759)	-	-	314,388,775	-	-	(35,759)
10/7/2005	FIDELITY SPARTAN U S TREASURY MONEY MARKET	(131)	-	(131)	-	-	314,388,645	-	-	(131)
10/7/2005	TRANS FROM 1FN07040 (1FN070)	2,943,328	-	-	2,943,328	-	317,331,973	-	-	-
10/11/2005	W/H TAX DIV MO	(254,373)	-	(254,373)	-	-	317,077,600	-	-	(254,373)
10/11/2005	TRANS FROM 1FN07040 (1FN070)	899,768	-	-	899,768	-	317,977,368	-	-	-
10/12/2005	FIDELITY SPARTAN U S TREASURY MONEY MARKET	(3)	-	(3)	-	-	317,977,365	-	-	(3)
10/13/2005	FIDELITY SPARTAN U S TREASURY MONEY MARKET	(1)	-	(1)	-	-	317,977,364	-	-	(1)
10/14/2005	FIDELITY SPARTAN U S TREASURY MONEY MARKET	(0)	-	(0)	-	-	317,977,364	-	-	(0)
10/14/2005	TRANS TO 1FN07040 (1FN070)	(103,908)	-	-	-	(103,908)	317,873,456	-	-	-
10/17/2005	TRANS FROM 1FN07040 (1FN070)	2,580,822	-	-	2,580,822	-	320,454,278	-	-	-
10/19/2005	FIDELITY SPARTAN U S TREASURY MONEY MARKET	(2)	-	(2)	-	-	320,454,275	-	-	(2)
10/21/2005	FIDELITY SPARTAN U S TREASURY MONEY MARKET	(2)	-	(2)	-	-	320,454,274	-	-	(2)
10/21/2005	TRANS FROM 1FN07040 (1FN070)	11,032,060	-	-	11,032,060	-	331,486,334	-	-	-
10/25/2005	W/H TAX DIV GE	(264,546)	-	(264,546)	-	-	331,221,787	-	-	(264,546)
10/31/2005	W/H TAX DIV MWD	(28,286)	-	(28,286)	-	-	331,193,501	-	-	(28,286)
11/15/2005	W/H TAX DIV ABT	(43,215)	-	(43,215)	-	-	331,150,286	-	-	(43,215)
11/15/2005	W/H TAX DIV PG	(142,834)	-	(142,834)	-	-	331,007,452	-	-	(142,834)
11/17/2005	FIDELITY SPARTAN U S TREASURY MONEY MARKET	(23)	-	(23)	-	-	331,007,429	-	-	(23)
11/17/2005	TRANS TO 1FN07040 (1FN070)	(32,002,400)	-	-	-	(32,002,400)	299,005,029	-	-	-
11/21/2005	W/H TAX DIV GS	(16,350)	-	(16,350)	-	-	298,988,679	-	-	(16,350)
11/21/2005	W/H TAX DIV TXN	(7,335)	-	(7,335)	-	-	298,981,345	-	-	(7,335)
11/23/2005	W/H TAX DIV C	(333,802)	-	(333,802)	-	-	298,647,543	-	-	(333,802)
11/23/2005	W/H TAX DIV MER	(26,160)	-	(26,160)	-	-	298,621,383	-	-	(26,160)
11/30/2005	FIDELITY SPARTAN U S TREASURY MONEY MARKET	(1)	-	(1)	-	-	298,621,382	-	-	(1)
12/1/2005	W/H TAX DIV INTC	(71,531)	-	(71,531)	-	-	298,549,851	-	-	(71,531)
12/1/2005	W/H TAX DIV WFC	(129,230)	-	(129,230)	-	-	298,420,620	-	-	(129,230)
12/2/2005	W/H TAX DIV BA	(29,430)	-	(29,430)	-	-	298,391,190	-	-	(29,430)
12/6/2005	W/H TAX DIV PFE	(207,930)	-	(207,930)	-	-	298,183,260	-	-	(207,930)
12/8/2005	W/H TAX DIV MSFT	(108,478)	-	(108,478)	-	-	298,074,782	-	-	(108,478)

BLMIS ACCOUNT NO. 1FN045 - CITCO GLOBAL CUSTODY N V FBO FAIRFIELD SENTRY LTD

Column 1	Column 2	Column 3	Column 4	Column 5	Column 6	Column 7	Column 8	Column 9	Column 10	Column 11
Date	Transaction Description	Transaction Amount Reported in Customer Statement	Cash Deposits	Cash Withdrawals	Transfers of Principal In	Transfers of Principal Out	Balance of Principal	Preference Period Initial Transfers	Two Year Initial Transfers	Six Year Initial Transfers
12/9/2005	W/H TAX DIV XOM	(270,263)	-	(270,263)	-	-	297,804,520	-	-	(270,263)
12/12/2005	W/H TAX DIV MMM	(49,442)	-	(49,442)	-	-	297,755,077	-	-	(49,442)
12/12/2005	W/H TAX DIV UTX	(33,574)	-	(33,574)	-	-	297,721,503	-	-	(33,574)
12/12/2005	W/H TAX DIV CVX	(151,221)	-	(151,221)	-	-	297,570,282	-	-	(151,221)
12/12/2005	W/H TAX DIV IBM	(47,088)	-	(47,088)	-	-	297,523,194	-	-	(47,088)
12/13/2005	W/H TAX DIV JNJ	(146,284)	-	(146,284)	-	-	297,376,910	-	-	(146,284)
12/15/2005	W/H TAX DIV HD	(31,392)	-	(31,392)	-	-	297,345,518	-	-	(31,392)
12/15/2005	W/H TAX DIV KO	(84,637)	-	(84,637)	-	-	297,260,881	-	-	(84,637)
12/15/2005	W/H TAX DIV TWX	(34,445)	-	(34,445)	-	-	297,226,436	-	-	(34,445)
12/16/2005	FIDELITY SPARTAN U S TREASURY MONEY MARKET	(1)	-	(1)	-	-	297,226,436	-	-	(1)
12/16/2005	W/H TAX DIV AIG	(56,898)	-	(56,898)	-	-	297,169,538	-	-	(56,898)
12/16/2005	TRANS TO 1FN07040 (1FN070)	(33,478,098)	-	-	-	(33,478,098)	263,691,440	-	-	-
12/19/2005	TRANS TO 1FN07040 (1FN070)	(8,687,817)	-	-	-	(8,687,817)	255,003,623	-	-	-
12/22/2005	FIDELITY SPARTAN U S TREASURY MONEY MARKET	(17)	-	(17)	-	-	255,003,606	-	-	(17)
12/23/2005	W/H TAX DIV BAC	(294,300)	-	(294,300)	-	-	254,709,306	-	-	(294,300)
12/30/2005	W/H TAX DIV S	(10,791)	-	(10,791)	-	-	254,698,515	-	-	(10,791)
12/30/2005	FIDELITY SPARTAN U S TREASURY MONEY MARKET	(7)	-	(7)	-	-	254,698,508	-	-	(7)
1/3/2006	W/H TAX DIV PEP	(64,615)	-	(64,615)	-	-	254,633,893	-	-	(64,615)
1/3/2006	W/H TAX DIV VIA.B	(16,481)	-	(16,481)	-	-	254,617,412	-	-	(16,481)
1/3/2006	W/H TAX DIV WMT	(36,258)	-	(36,258)	-	-	254,581,155	-	-	(36,258)
1/3/2006	W/H TAX DIV MRK	(124,260)	-	(124,260)	-	-	254,456,895	-	-	(124,260)
1/4/2006	W/H TAX DIV HPQ	(33,861)	-	(33,861)	-	-	254,423,034	-	-	(33,861)
1/6/2006	W/H TAX DIV DIS	(81,227)	-	(81,227)	-	-	254,341,807	-	-	(81,227)
1/10/2006	CHECK WIRE	(60,000,000)	-	(60,000,000)	-	-	194,341,807	-	-	(60,000,000)
1/10/2006	CHECK WIRE	(55,000,000)	-	(55,000,000)	-	-	139,341,807	-	-	(55,000,000)
1/10/2006	TRANS FROM 1FN07040 (1FN070)	3,889,552	-	-	3,889,552	-	143,231,359	-	-	-
1/11/2006	TRANS TO 1FN07040 (1FN070)	(1,030,077)	-	-	-	(1,030,077)	142,201,282	-	-	-
1/13/2006	FIDELITY SPARTAN U S TREASURY MONEY MARKET	(11)	-	(11)	-	-	142,201,271	-	-	(11)
1/13/2006	TRANS TO 1FN07040 (1FN070)	(2,826)	-	-	-	(2,826)	142,198,445	-	-	-
1/23/2006	TRANS FROM 1FN07040 (1FN070)	13,593,644	-	-	13,593,644	-	155,792,089	-	-	-
1/31/2006	FIDELITY SPARTAN U S TREASURY MONEY MARKET	(3)	-	(3)	-	-	155,792,087	-	-	(3)
1/31/2006	W/H TAX DIV MS	(39,827)	-	(39,827)	-	-	155,752,259	-	-	(39,827)
1/31/2006	TRANS FROM 1FN07040 (1FN070)	6,678,599	-	-	6,678,599	-	162,430,858	-	-	-
2/1/2006	W/H TAX DIV T	(43,391)	-	(43,391)	-	-	162,387,468	-	-	(43,391)
2/1/2006	W/H TAX DIV VZ	(37,751)	-	(37,751)	-	-	162,349,717	-	-	(37,751)
2/13/2006	W/H TAX DIV TXN	(6,494)	-	(6,494)	-	-	162,343,222	-	-	(6,494)
2/15/2006	W/H TAX DIV PG	(127,352)	-	(127,352)	-	-	162,215,871	-	-	(127,352)
2/15/2006	W/H TAX DIV ABT	(57,468)	-	(57,468)	-	-	162,158,403	-	-	(57,468)
2/16/2006	TRANS FROM 1FN07040 (1FN070)	15,200,983	-	-	15,200,983	-	177,359,386	-	-	-
2/23/2006	W/H TAX DIV GS	(15,358)	-	(15,358)	-	-	177,344,028	-	-	(15,358)
2/24/2006	W/H TAX DIV C	(333,492)	-	(333,492)	-	-	177,010,536	-	-	(333,492)
2/28/2006	W/H TAX DIV MER	(30,731)	-	(30,731)	-	-	176,979,805	-	-	(30,731)
2/28/2006	FIDELITY SPARTAN U S TREASURY MONEY MARKET	(32)	-	(32)	-	-	176,979,773	-	-	(32)
3/1/2006	W/H TAX DIV INTC	(80,802)	-	(80,802)	-	-	176,898,971	-	-	(80,802)
3/1/2006	W/H TAX DIV WFC	(115,061)	-	(115,061)	-	-	176,783,910	-	-	(115,061)
3/3/2006	W/H TAX DIV BA	(33,174)	-	(33,174)	-	-	176,750,737	-	-	(33,174)
3/7/2006	W/H TAX DIV UPS	(56,055)	-	(56,055)	-	-	176,694,682	-	-	(56,055)
3/7/2006	W/H TAX DIV PFE	(238,179)	-	(238,179)	-	-	176,456,503	-	-	(238,179)
3/8/2006	TRANS FROM 1FN07040 (1FN070)	4,343,138	-	-	4,343,138	-	180,799,641	-	-	-
3/9/2006	W/H TAX DIV MSFT	(111,460)	-	(111,460)	-	-	180,688,181	-	-	(111,460)
3/10/2006	FIDELITY SPARTAN U S TREASURY MONEY MARKET	(9)	-	(9)	-	-	180,688,172	-	-	(9)
3/10/2006	W/H TAX DIV XOM	(266,799)	-	(266,799)	-	-	180,421,373	-	-	(266,799)
3/10/2006	W/H TAX DIV CVX	(136,184)	-	(136,184)	-	-	180,285,189	-	-	(136,184)
3/10/2006	W/H TAX DIV UTX	(29,733)	-	(29,733)	-	-	180,255,455	-	-	(29,733)
3/10/2006	W/H TAX DIV IBM	(42,302)	-	(42,302)	-	-	180,213,154	-	-	(42,302)
3/10/2006	W/H TAX DIV TGT	(12,287)	-	(12,287)	-	-	180,200,867	-	-	(12,287)
3/10/2006	TRANS FROM 1FN07040 (1FN070)	34,944	-	-	34,944	-	180,235,811	-	-	-
3/13/2006	W/H TAX DIV MMM	(45,214)	-	(45,214)	-	-	180,190,597	-	-	(45,214)
3/14/2006	W/H TAX DIV JNJ	(133,866)	-	(133,866)	-	-	180,056,731	-	-	(133,866)
3/15/2006	W/H TAX DIV TWX	(31,473)	-	(31,473)	-	-	180,025,258	-	-	(31,473)
3/16/2006	CHECK WIRE	(50,000,000)	-	(50,000,000)	-	-	130,025,258	-	-	(50,000,000)
3/16/2006	FIDELITY SPARTAN U S TREASURY MONEY MARKET	(1)	-	(1)	-	-	130,025,257	-	-	(1)
3/16/2006	TRANS TO 1FN07040 (1FN070)	(917,422)	-	-	-	(917,422)	129,107,835	-	-	-
3/17/2006	W/H TAX DIV AIG	(52,009)	-	(52,009)	-	-	129,055,826	-	-	(52,009)
3/23/2006	W/H TAX DIV HD	(42,409)	-	(42,409)	-	-	129,013,417	-	-	(42,409)
3/24/2006	W/H TAX DIV BAC	(313,462)	-	(313,462)	-	-	128,699,954	-	-	(313,462)
3/27/2006	CHECK WIRE	(50,000,000)	-	(50,000,000)	-	-	78,699,954	-	-	(50,000,000)

BLMIS ACCOUNT NO. 1FN045 - CITCO GLOBAL CUSTODY N V FBO FAIRFIELD SENTRY LTD

Column 1	Column 2	Column 3	Column 4	Column 5	Column 6	Column 7	Column 8	Column 9	Column 10	Column 11
Date	Transaction Description	Transaction Amount Reported in Customer Statement	Cash Deposits	Cash Withdrawals	Transfers of Principal In	Transfers of Principal Out	Balance of Principal	Preference Period Initial Transfers	Two Year Initial Transfers	Six Year Initial Transfers
3/27/2006	CHECK WIRE	(50,000,000)	-	(50,000,000)	-	-	28,699,954	-	-	(50,000,000)
3/27/2006	TRANS TO 1FN07040 (1FN070)	(7,264,974)	-	-	-	(7,264,974)	21,434,980	-	-	-
3/28/2006	TRANS TO 1FN07040 (1FN070)	(7,652,722)	-	-	-	(7,652,722)	13,782,258	-	-	-
3/29/2006	TRANS TO 1FN07040 (1FN070)	(7,169,712)	-	-	-	(7,169,712)	6,612,546	-	-	-
3/30/2006	FIDELITY SPARTAN U S TREASURY MONEY MARKET	(16)	-	(16)	-	-	6,612,530	-	-	(16)
3/30/2006	TRANS TO 1FN07040 (1FN070)	(3,058,404)	-	-	-	(3,058,404)	3,554,126	-	-	-
3/31/2006	FIDELITY SPARTAN U S TREASURY MONEY MARKET	(1)	-	(1)	-	-	3,554,125	-	-	(1)
3/31/2006	W/H TAX DIV S	(10,213)	-	(10,213)	-	-	3,543,913	-	-	(10,213)
3/31/2006	W/H TAX DIV PEP	(58,638)	-	(58,638)	-	-	3,485,275	-	-	(58,638)
4/3/2006	W/H TAX DIV KO	(87,820)	-	(87,820)	-	-	3,397,455	-	-	(87,820)
4/3/2006	W/H TAX DIV MRK	(114,225)	-	(114,225)	-	-	3,283,231	-	-	(114,225)
4/3/2006	W/H TAX DIV WMT	(58,392)	-	(58,392)	-	-	3,224,838	-	-	(58,392)
4/5/2006	FIDELITY SPARTAN U S TREASURY MONEY MARKET	(4)	-	(4)	-	-	3,224,835	-	-	(4)
4/5/2006	W/H TAX DIV HPQ	(31,436)	-	(31,436)	-	-	3,193,399	-	-	(31,436)
4/5/2006	TRANS TO 1FN07040 (1FN070)	(3,309,516) ^[3]	-	-	-	(3,193,399)	-	-	-	-
4/6/2006	TRANS TO 1FN07040 (1FN070)	(3,494,848) ^[4]	-	-	-	-	-	-	-	-
4/7/2006	FIDELITY SPARTAN U S TREASURY MONEY MARKET	(1)	-	(1)	-	-	(1)	-	-	(1)
4/7/2006	W/H TAX DIV SLB	(19,072)	-	(19,072)	-	-	(19,073)	-	-	-
4/7/2006	TRANS TO 1FN07040 (1FN070)	(3,028,624) ^[4]	-	-	-	-	(19,073)	-	-	-
4/10/2006	W/H TAX DIV MO	(230,465)	-	(230,465)	-	-	(249,538)	-	-	(230,465)
4/21/2006	FIDELITY SPARTAN U S TREASURY MONEY MARKET	(3)	-	(3)	-	-	(249,541)	-	-	(3)
4/21/2006	TRANS FROM 1FN07040 (1FN070)	28,425,353	-	-	28,425,353	-	28,175,812	-	-	-
4/25/2006	W/H TAX DIV GE	(355,947)	-	(355,947)	-	-	27,819,865	-	-	(355,947)
4/28/2006	CXL W/H TAX DIV SLB	19,072	-	19,072	-	-	27,838,937	-	-	-
4/28/2006	W/H TAX DIV MDT	(14,777)	-	(14,777)	-	-	27,824,159	-	-	(14,777)
4/28/2006	FIDELITY SPARTAN U S TREASURY MONEY MARKET	(439)	-	(439)	-	-	27,823,721	-	-	(439)
4/28/2006	W/H TAX DIV MS	(37,489)	-	(37,489)	-	-	27,786,232	-	-	(37,489)
5/1/2006	W/H TAX DIV JPM	(112,168)	-	(112,168)	-	-	27,674,064	-	-	(112,168)
5/1/2006	W/H TAX DIV T	(165,432)	-	(165,432)	-	-	27,508,632	-	-	(165,432)
5/1/2006	W/H TAX DIV VZ	(153,047)	-	(153,047)	-	-	27,355,585	-	-	(153,047)
5/4/2006	TRANS TO 1FN07040 (1FN070)	(74,408)	-	-	-	(74,408)	27,281,177	-	-	-
5/5/2006	FIDELITY SPARTAN U S TREASURY MONEY MARKET	(5)	-	(5)	-	-	27,281,172	-	-	(5)
5/10/2006	W/H TAX DIV AXP	(19,439)	-	(19,439)	-	-	27,261,734	-	-	(19,439)
5/10/2006	FIDELITY SPARTAN U S TREASURY MONEY MARKET	(6)	-	(6)	-	-	27,261,727	-	-	(6)
5/10/2006	TRANS TO 1FN07040 (1FN070)	(10,567,906)	-	-	-	(10,567,906)	16,693,821	-	-	-
5/15/2006	W/H TAX DIV ABT	(58,027)	-	(58,027)	-	-	16,635,794	-	-	(58,027)
5/15/2006	W/H TAX DIV PG	(132,716)	-	(132,716)	-	-	16,503,078	-	-	(132,716)
5/19/2006	TRANS TO 1FN07040 (1FN070)	(899,139)	-	-	-	(899,139)	15,603,939	-	-	-
5/22/2006	W/H TAX DIV CAT	(22,156)	-	(22,156)	-	-	15,581,783	-	-	(22,156)
5/22/2006	W/H TAX DIV TXN	(6,248)	-	(6,248)	-	-	15,575,535	-	-	(6,248)
5/22/2006	TRANS FROM 1FN07040 (1FN070)	35,144,607	-	-	35,144,607	-	50,720,142	-	-	-
5/24/2006	W/H TAX DIV MER	(29,320)	-	(29,320)	-	-	50,690,822	-	-	(29,320)
5/25/2006	W/H TAX DIV GS	(20,249)	-	(20,249)	-	-	50,670,573	-	-	(20,249)
5/26/2006	W/H TAX DIV C	(317,500)	-	(317,500)	-	-	50,353,073	-	-	(317,500)
5/31/2006	FIDELITY SPARTAN U S TREASURY MONEY MARKET	(33)	-	(33)	-	-	50,353,040	-	-	(33)
5/31/2006	W/H TAX DIV UPS	(53,479)	-	(53,479)	-	-	50,299,561	-	-	(53,479)
6/1/2006	W/H TAX DIV WFC	(115,872)	-	(115,872)	-	-	50,183,689	-	-	(115,872)
6/1/2006	W/H TAX DIV INTC	(76,231)	-	(76,231)	-	-	50,107,458	-	-	(76,231)
6/2/2006	W/H TAX DIV BA	(31,665)	-	(31,665)	-	-	50,075,792	-	-	(31,665)
6/5/2006	W/H TAX DIV WMT	(55,004)	-	(55,004)	-	-	50,020,788	-	-	(55,004)
6/6/2006	W/H TAX DIV BMY	(71,276)	-	(71,276)	-	-	49,949,513	-	-	(71,276)
6/6/2006	W/H TAX DIV PFE	(230,805)	-	(230,805)	-	-	49,718,708	-	-	(230,805)
6/8/2006	W/H TAX DIV MSFT	(104,496)	-	(104,496)	-	-	49,614,212	-	-	(104,496)
6/9/2006	W/H TAX DIV XOM	(256,195)	-	(256,195)	-	-	49,358,017	-	-	(256,195)
6/12/2006	W/H TAX DIV MMM	(43,159)	-	(43,159)	-	-	49,314,859	-	-	(43,159)
6/12/2006	W/H TAX DIV IBM	(61,215)	-	(61,215)	-	-	49,253,644	-	-	(61,215)
6/12/2006	W/H TAX DIV UTX	(17,093)	-	(17,093)	-	-	49,236,550	-	-	(17,093)
6/13/2006	W/H TAX DIV JNJ	(145,133)	-	(145,133)	-	-	49,091,417	-	-	(145,133)
6/15/2006	W/H TAX DIV TWX	(29,328)	-	(29,328)	-	-	49,062,090	-	-	(29,328)
6/15/2006	FIDELITY SPARTAN U S TREASURY MONEY MARKET	(13)	-	(13)	-	-	49,062,077	-	-	(13)
6/15/2006	TRANS FROM 1FN07040 (1FN070)	22,515,244	-	-	22,515,244	-	71,577,321	-	-	-
6/16/2006	TRANS FROM 1FN07040 (1FN070)	33,763,988	-	-	33,763,988	-	105,341,309	-	-	-
6/19/2006	TRANS FROM 1FN07040 (1FN070)	34,161,977	-	-	34,161,977	-	139,503,286	-	-	-
6/22/2006	W/H TAX DIV HD	(42,220)	-	(42,220)	-	-	139,461,065	-	-	(42,220)
6/23/2006	W/H TAX DIV BAC	(304,925)	-	(304,925)	-	-	139,156,140	-	-	(304,925)
6/30/2006	W/H TAX DIV PEP	(63,378)	-	(63,378)	-	-	139,092,762	-	-	(63,378)

BLMIS ACCOUNT NO. 1FN045 - CITCO GLOBAL CUSTODY N V FBO FAIRFIELD SENTRY LTD

Column 1	Column 2	Column 3	Column 4	Column 5	Column 6	Column 7	Column 8	Column 9	Column 10	Column 11
Date	Transaction Description	Transaction Amount Reported in Customer Statement	Cash Deposits	Cash Withdrawals	Transfers of Principal In	Transfers of Principal Out	Balance of Principal	Preference Period Initial Transfers	Two Year Initial Transfers	Six Year Initial Transfers
6/30/2006	W/H TAX DIV S	(9,676)	-	(9,676)	-	-	139,083.087	-	-	(9,676)
6/30/2006	FIDELITY SPARTAN U S TREASURY MONEY MARKET	(163)	-	(163)	-	-	139,082.923	-	-	(163)
7/3/2006	W/H TAX DIV MRK	(106,958)	-	(106,958)	-	-	138,975.965	-	-	(106,958)
7/3/2006	W/H TAX DIV AIG	(51,016)	-	(51,016)	-	-	138,924.949	-	-	(51,016)
7/3/2006	W/H TAX DIV CVX	(152,463)	-	(152,463)	-	-	138,772.486	-	-	(152,463)
7/3/2006	W/H TAX DIV KO	(57,698)	-	(57,698)	-	-	138,714.788	-	-	(57,698)
7/5/2006	W/H TAX DIV HPQ	(29,775)	-	(29,775)	-	-	138,685.014	-	-	(29,775)
7/7/2006	W/H TAX DIV SLB	(20,504)	-	(20,504)	-	-	138,664.510	-	-	-
7/10/2006	W/H TAX DIV MO	(148,897)	-	(148,897)	-	-	138,515.612	-	-	(148,897)
7/14/2006	FIDELITY SPARTAN U S TREASURY MONEY MARKET	(14)	-	(14)	-	-	138,515.598	-	-	(14)
7/14/2006	TRANS TO 1FN07040 (1FN070)	(2,795,688)	-	-	-	(2,795,688)	135,719.910	-	-	-
7/21/2006	FIDELITY SPARTAN U S TREASURY MONEY MARKET	(2)	-	(2)	-	-	135,719.908	-	-	(2)
7/21/2006	TRANS FROM 1FN07040 (1FN070)	20,286,770	-	-	20,286,770	-	156,006.678	-	-	-
7/31/2006	W/H TAX DIV MS	(15,799)	-	(15,799)	-	-	155,990.879	-	-	(15,799)
7/31/2006	FIDELITY SPARTAN U S TREASURY MONEY MARKET	(12)	-	(12)	-	-	155,990.868	-	-	(12)
8/7/2006	CXL W/H TAX DIV SLB	20,504	-	20,504	-	-	156,011.372	-	-	-
8/15/2006	W/H TAX DIV ABT	(24,454)	-	(24,454)	-	-	155,986.918	-	-	(24,454)
8/15/2006	W/H TAX DIV PG	(98,973)	-	(98,973)	-	-	155,887.944	-	-	(98,973)
8/17/2006	FIDELITY SPARTAN U S TREASURY MONEY MARKET	(28)	-	(28)	-	-	155,887.916	-	-	(28)
8/17/2006	TRANS TO 1FN07040 (1FN070)	(39,376,547)	-	-	-	(39,376,547)	116,511.369	-	-	-
8/21/2006	W/H TAX DIV TXN	(4,513)	-	(4,513)	-	-	116,506.856	-	-	(4,513)
8/21/2006	W/H TAX DIV CAT	(10,240)	-	(10,240)	-	-	116,496.616	-	-	(10,240)
8/23/2006	W/H TAX DIV MER	(21,572)	-	(21,572)	-	-	116,475.044	-	-	(21,572)
8/24/2006	W/H TAX DIV GS	(15,101)	-	(15,101)	-	-	116,459.943	-	-	(15,101)
8/25/2006	W/H TAX DIV C	(234,938)	-	(234,938)	-	-	116,225.005	-	-	(234,938)
9/1/2006	W/H TAX DIV WFC	(91,812)	-	(91,812)	-	-	116,133.193	-	-	(91,812)
9/1/2006	FIDELITY SPARTAN U S TREASURY MONEY MARKET	(8)	-	(8)	-	-	116,133.185	-	-	(8)
9/1/2006	W/H TAX DIV INTC	(56,463)	-	(56,463)	-	-	116,076.722	-	-	(56,463)
9/1/2006	W/H TAX DIV BA	(23,298)	-	(23,298)	-	-	116,053.424	-	-	(23,298)
9/5/2006	W/H TAX DIV PFE	(170,086)	-	(170,086)	-	-	115,883.338	-	-	(170,086)
9/5/2006	W/H TAX DIV WMT	(40,470)	-	(40,470)	-	-	115,842.868	-	-	(40,470)
9/6/2006	CHECK WIRE	150,000,000	150,000,000	-	-	-	265,842.868	-	-	-
9/6/2006	W/H TAX DIV UPS	(39,348)	-	(39,348)	-	-	265,803.520	-	-	(39,348)
9/11/2006	W/H TAX DIV UTX	(25,153)	-	(25,153)	-	-	265,778.367	-	-	(25,153)
9/11/2006	W/H TAX DIV IBM	(44,007)	-	(44,007)	-	-	265,734.360	-	-	(44,007)
9/11/2006	W/H TAX DIV XOM	(186,204)	-	(186,204)	-	-	265,548.155	-	-	(186,204)
9/11/2006	W/H TAX DIV CVX	(112,176)	-	(112,176)	-	-	265,435.980	-	-	(112,176)
9/12/2006	W/H TAX DIV JNJ	(106,783)	-	(106,783)	-	-	265,329.197	-	-	(106,783)
9/12/2006	W/H TAX DIV MMM	(31,754)	-	(31,754)	-	-	265,297.443	-	-	(31,754)
9/14/2006	W/H TAX DIV MSFT	(76,546)	-	(76,546)	-	-	265,220.897	-	-	(76,546)
9/15/2006	W/H TAX DIV TWX	(23,048)	-	(23,048)	-	-	265,197.848	-	-	(23,048)
9/15/2006	W/H TAX DIV AIG	(41,289)	-	(41,289)	-	-	265,156.559	-	-	(41,289)
9/15/2006	FIDELITY SPARTAN U S TREASURY MONEY MARKET	(13)	-	(13)	-	-	265,156.546	-	-	(13)
9/15/2006	TRANS TO 1FN07040 (1FN070)	(25,138,862)	-	-	-	(25,138,862)	240,017.684	-	-	-
9/21/2006	W/H TAX DIV HD	(29,770)	-	(29,770)	-	-	239,987.914	-	-	(29,770)
9/22/2006	W/H TAX DIV BAC	(246,441)	-	(246,441)	-	-	239,741.473	-	-	(246,441)
9/26/2006	TRANS TO 1FN07040 (1FN070)	(9,807,842)	-	-	-	(9,807,842)	229,933.631	-	-	-
9/27/2006	FIDELITY SPARTAN U S TREASURY MONEY MARKET	(10)	-	(10)	-	-	229,933.621	-	-	(10)
9/27/2006	TRANS TO 1FN07040 (1FN070)	(5,062,464)	-	-	-	(5,062,464)	224,871.157	-	-	-
9/29/2006	W/H TAX DIV PEP	(47,722)	-	(47,722)	-	-	224,823.435	-	-	(47,722)
9/29/2006	W/H TAX DIV S	(7,241)	-	(7,241)	-	-	224,816.195	-	-	(7,241)
10/2/2006	W/H TAX DIV KO	(61,524)	-	(61,524)	-	-	224,754.670	-	-	(61,524)
10/2/2006	W/H TAX DIV MRK	(78,696)	-	(78,696)	-	-	224,675.975	-	-	(78,696)
10/4/2006	W/H TAX DIV HPQ	(21,400)	-	(21,400)	-	-	224,654.575	-	-	(21,400)
10/10/2006	W/H TAX DIV MO	(173,907)	-	(173,907)	-	-	224,480.668	-	-	(173,907)
10/17/2006	FIDELITY SPARTAN U S TREASURY MONEY MARKET	(6)	-	(6)	-	-	224,480.662	-	-	(6)
10/25/2006	W/H TAX DIV GE	(251,457)	-	(251,457)	-	-	224,229.205	-	-	(251,457)
10/26/2006	FIDELITY SPARTAN U S TREASURY MONEY MARKET	(4)	-	(4)	-	-	224,229.201	-	-	(4)
10/26/2006	TRANS TO 1FN07040 (1FN070)	(3,537,972)	-	-	-	(3,537,972)	220,691.229	-	-	-
10/27/2006	FIDELITY SPARTAN U S TREASURY MONEY MARKET	(2)	-	(2)	-	-	220,691.228	-	-	(2)
10/27/2006	TRANS TO 1FN07040 (1FN070)	(761,852)	-	-	-	(761,852)	219,929.376	-	-	-
10/30/2006	FIDELITY SPARTAN U S TREASURY MONEY MARKET	(3)	-	(3)	-	-	219,929.373	-	-	(3)
10/30/2006	TRANS FROM 1FN07040 (1FN070)	913,104	-	-	913,104	-	220,842.477	-	-	-
10/31/2006	FIDELITY SPARTAN U S TREASURY MONEY MARKET	(1)	-	(1)	-	-	220,842.476	-	-	(1)
11/20/2006	FIDELITY SPARTAN U S TREASURY MONEY MARKET	(3)	-	(3)	-	-	220,842.474	-	-	(3)
11/20/2006	W/H TAX DIV TXN	(8,288)	-	(8,288)	-	-	220,834.186	-	-	(8,288)
11/20/2006	TRANS TO 1FN07040 (1FN070)	(14,990,625)	-	-	-	(14,990,625)	205,843.561	-	-	-

BLMIS ACCOUNT NO. 1FN045 - CITCO GLOBAL CUSTODY N V FBO FAIRFIELD SENTRY LTD

Column 1	Column 2	Column 3	Column 4	Column 5	Column 6	Column 7	Column 8	Column 9	Column 10	Column 11
Date	Transaction Description	Transaction Amount Reported in Customer Statement	Cash Deposits	Cash Withdrawals	Transfers of Principal In	Transfers of Principal Out	Balance of Principal	Preference Period Initial Transfers	Two Year Initial Transfers	Six Year Initial Transfers
11/22/2006	W/H TAX DIV MER	(30,469)	-	(30,469)	-	-	205,813,092	-	-	(30,469)
11/22/2006	W/H TAX DIV C	(316,509)	-	(316,509)	-	-	205,496,583	-	-	(316,509)
11/27/2006	FIDELITY SPARTAN U S TREASURY MONEY MARKET	(1)	-	(1)	-	-	205,496,582	-	-	(1)
11/30/2006	FIDELITY SPARTAN U S TREASURY MONEY MARKET	(1)	-	(1)	-	-	205,496,581	-	-	(1)
11/30/2006	TRANS FROM 1FN07040 (1FN070)	4,000	-	-	4,000	-	205,500,581	-	-	-
12/26/2006	TRANS TO 1FN07040 (1FN070)	(16,961,204)	-	-	-	(16,961,204)	188,539,377	-	-	-
12/27/2006	TRANS TO 1FN07040 (1FN070)	(8,748,264)	-	-	-	(8,748,264)	179,791,113	-	-	-
12/28/2006	TRANS TO 1FN07040 (1FN070)	(4,843,152)	-	-	-	(4,843,152)	174,947,961	-	-	-
1/2/2007	W/H TAX DIV PEP	(66,623)	-	(66,623)	-	-	174,881,338	-	(66,623)	(66,623)
1/2/2007	W/H TAX DIV MRK	(109,260)	-	(109,260)	-	-	174,772,078	-	(109,260)	(109,260)
1/2/2007	W/H TAX DIV WMT	(55,060)	-	(55,060)	-	-	174,717,018	-	(55,060)	(55,060)
1/3/2007	W/H TAX DIV TGT	(13,163)	-	(13,163)	-	-	174,703,856	-	(13,163)	(13,163)
1/3/2007	W/H TAX DIV HPQ	(29,276)	-	(29,276)	-	-	174,674,580	-	(29,276)	(29,276)
1/3/2007	W/H TAX DIV HD	(61,071)	-	(61,071)	-	-	174,613,509	-	(61,071)	(61,071)
1/3/2007	W/H TAX DIV PFE	(232,130)	-	(232,130)	-	-	174,381,379	-	(232,130)	(232,130)
1/3/2007	W/H TAX DIV MSFT	(113,720)	-	(113,720)	-	-	174,267,659	-	(113,720)	(113,720)
1/3/2007	W/H TAX DIV KO	(84,142)	-	(84,142)	-	-	174,183,517	-	(84,142)	(84,142)
1/3/2007	W/H TAX DIV INTC	(75,939)	-	(75,939)	-	-	174,107,579	-	(75,939)	(75,939)
1/3/2007	FIDELITY SPARTAN U S TREASURY MONEY MARKET	(0)	-	(0)	-	-	174,107,578	-	(0)	(0)
1/3/2007	W/H TAX DIV EXC	(34,125)	-	(34,125)	-	-	174,073,453	-	(34,125)	(34,125)
1/3/2007	W/H TAX DIV TWX	(29,857)	-	(29,857)	-	-	174,043,597	-	(29,857)	(29,857)
1/3/2007	W/H TAX DIV JNJ	(146,250)	-	(146,250)	-	-	173,897,347	-	(146,250)	(146,250)
1/3/2007	W/H TAX DIV UTX	(35,527)	-	(35,527)	-	-	173,861,820	-	(35,527)	(35,527)
1/3/2007	W/H TAX DIV S	(9,870)	-	(9,870)	-	-	173,851,950	-	(9,870)	(9,870)
1/3/2007	W/H TAX DIV MMM	(44,850)	-	(44,850)	-	-	173,807,100	-	(44,850)	(44,850)
1/3/2007	W/H TAX DIV WFC	(123,904)	-	(123,904)	-	-	173,683,196	-	(123,904)	(123,904)
1/3/2007	W/H TAX DIV MCD	(158,438)	-	(158,438)	-	-	173,524,759	-	(158,438)	(158,438)
1/3/2007	W/H TAX DIV AIG	(56,999)	-	(56,999)	-	-	173,467,759	-	(56,999)	(56,999)
1/3/2007	FIDELITY SPARTAN U S TREASURY MONEY MARKET	(58)	-	(58)	-	-	173,467,701	-	(58)	(58)
1/3/2007	W/H TAX DIV WB	(145,005)	-	(145,005)	-	-	173,322,696	-	(145,005)	(145,005)
1/3/2007	W/H TAX DIV BAC	(338,457)	-	(338,457)	-	-	172,984,239	-	(338,457)	(338,457)
1/3/2007	W/H TAX DIV IBM	(59,629)	-	(59,629)	-	-	172,924,610	-	(59,629)	(59,629)
1/3/2007	W/H TAX DIV BA	(32,906)	-	(32,906)	-	-	172,891,704	-	(32,906)	(32,906)
1/3/2007	W/H TAX DIV CVX	(152,100)	-	(152,100)	-	-	172,739,604	-	(152,100)	(152,100)
1/3/2007	W/H TAX DIV XOM	(250,804)	-	(250,804)	-	-	172,488,799	-	(250,804)	(250,804)
1/4/2007	CHECK WIRE	500,000,000	500,000,000	-	-	-	672,488,799	-	-	-
1/4/2007	W/H TAX DIV UPS	(55,575)	-	(55,575)	-	-	672,433,224	-	(55,575)	(55,575)
1/10/2007	W/H TAX DIV MO	(65,607)	-	(65,607)	-	-	672,367,617	-	(65,607)	(65,607)
1/12/2007	W/H TAX DIV DIS	(86,671)	-	(86,671)	-	-	672,280,946	-	(86,671)	(86,671)
1/25/2007	W/H TAX DIV GE	(223,012)	-	(223,012)	-	-	672,057,934	-	(223,012)	(223,012)
1/29/2007	FIDELITY SPARTAN U S TREASURY MONEY MARKET	(31)	-	(31)	-	-	672,057,903	-	(31)	(31)
1/31/2007	FIDELITY SPARTAN U S TREASURY MONEY MARKET	(1)	-	(1)	-	-	672,057,902	-	(1)	(1)
2/6/2007	FIDELITY SPARTAN U S TREASURY MONEY MARKET	(3)	-	(3)	-	-	672,057,899	-	(3)	(3)
2/13/2007	FIDELITY SPARTAN U S TREASURY MONEY MARKET	(19)	-	(19)	-	-	672,057,880	-	(19)	(19)
2/16/2007	FIDELITY SPARTAN U S TREASURY MONEY MARKET	(8)	-	(8)	-	-	672,057,872	-	(8)	(8)
2/16/2007	TRANS TO 1FN07040 (1FN070)	(2,094,120)	-	-	-	(2,094,120)	669,963,752	-	-	-
2/20/2007	FIDELITY SPARTAN U S TREASURY MONEY MARKET	(5)	-	(5)	-	-	669,963,747	-	(5)	(5)
2/20/2007	TRANS TO 1FN07040 (1FN070)	(1,523,780)	-	-	-	(1,523,780)	668,439,967	-	-	-
2/22/2007	FIDELITY SPARTAN U S TREASURY MONEY MARKET	(0)	-	(0)	-	-	668,439,967	-	(0)	(0)
2/22/2007	TRANS TO 1FN07040 (1FN070)	(2,492,082)	-	-	-	(2,492,082)	665,947,885	-	-	-
2/23/2007	FIDELITY SPARTAN U S TREASURY MONEY MARKET	(0)	-	(0)	-	-	665,947,884	-	(0)	(0)
2/23/2007	TRANS TO 1FN07040 (1FN070)	(1,101,916)	-	-	-	(1,101,916)	664,845,968	-	-	-
2/28/2007	FIDELITY SPARTAN U S TREASURY MONEY MARKET	(6)	-	(6)	-	-	664,845,962	-	(6)	(6)
3/1/2007	W/H TAX DIV COP	(57,394)	-	(57,394)	-	-	664,788,568	-	(57,394)	(57,394)
3/6/2007	W/H TAX DIV UPS	(38,043)	-	(38,043)	-	-	664,750,526	-	(38,043)	(38,043)
3/9/2007	FIDELITY SPARTAN U S TREASURY MONEY MARKET	(11)	-	(11)	-	-	664,750,514	-	(11)	(11)
3/9/2007	TRANS FROM 1FN07040 (1FN070)	101,271,736	-	-	101,271,736	-	766,022,250	-	-	-
3/12/2007	W/H TAX DIV CVX	(53,669)	-	(53,669)	-	-	765,968,581	-	(53,669)	(53,669)
3/12/2007	W/H TAX DIV UTX	(13,081)	-	(13,081)	-	-	765,955,500	-	(13,081)	(13,081)
3/12/2007	W/H TAX DIV TGT	(8,893)	-	(8,893)	-	-	765,946,607	-	(8,893)	(8,893)
3/12/2007	W/H TAX DIV MMM	(47,101)	-	(47,101)	-	-	765,899,506	-	(47,101)	(47,101)
3/12/2007	TRANS FROM 1FN07040 (1FN070)	24,286,284	-	-	24,286,284	-	790,185,790	-	-	-
3/13/2007	W/H TAX DIV JNJ	(142,590)	-	(142,590)	-	-	790,043,200	-	(142,590)	(142,590)
3/15/2007	W/H TAX DIV WB	(137,377)	-	(137,377)	-	-	789,905,823	-	(137,377)	(137,377)
3/15/2007	W/H TAX DIV TWX	(28,334)	-	(28,334)	-	-	789,877,489	-	(28,334)	(28,334)
3/16/2007	W/H TAX DIV AIG	(54,644)	-	(54,644)	-	-	789,822,845	-	(54,644)	(54,644)
3/19/2007	TRANS FROM 1FN07040 (1FN070)	19,202,832	-	-	19,202,832	-	809,025,677	-	-	-

BLMIS ACCOUNT NO. 1FN045 - CITCO GLOBAL CUSTODY N V FBO FAIRFIELD SENTRY LTD

Column 1	Column 2	Column 3	Column 4	Column 5	Column 6	Column 7	Column 8	Column 9	Column 10	Column 11
Date	Transaction Description	Transaction Amount Reported in Customer Statement	Cash Deposits	Cash Withdrawals	Transfers of Principal In	Transfers of Principal Out	Balance of Principal	Preference Period Initial Transfers	Two Year Initial Transfers	Six Year Initial Transfers
3/20/2007	FIDELITY SPARTAN U S TREASURY MONEY MARKET	(13)	-	(13)	-	-	809,025,664	-	(13)	(13)
3/20/2007	TRANS TO 1FN07040 (1FN070)	(13,286,808)	-	-	-	(13,286,808)	795,738,856	-	-	-
3/22/2007	W/H TAX DIV HD	(60,716)	-	(60,716)	-	-	795,678,140	-	(60,716)	(60,716)
3/23/2007	W/H TAX DIV BAC	(322,836)	-	(322,836)	-	-	795,355,304	-	(322,836)	(322,836)
3/26/2007	TRANS TO 1FN07040 (1FN070)	(34,788,568)	-	-	-	(34,788,568)	760,566,736	-	-	-
3/27/2007	TRANS FROM 1FN07040 (1FN070)	4,058,892	-	-	4,058,892	-	764,625,628	-	-	-
3/28/2007	FIDELITY SPARTAN U S TREASURY MONEY MARKET	(16)	-	(16)	-	-	764,625,612	-	(16)	(16)
3/28/2007	TRANS FROM 1FN07040 (1FN070)	3,840,672	-	-	3,840,672	-	768,466,284	-	-	-
3/30/2007	W/H TAX DIV S	(10,867)	-	(10,867)	-	-	768,455,417	-	(10,867)	(10,867)
3/30/2007	W/H TAX DIV PEP	(74,193)	-	(74,193)	-	-	768,381,224	-	(74,193)	(74,193)
3/30/2007	FIDELITY SPARTAN U S TREASURY MONEY MARKET	(3)	-	(3)	-	-	768,381,224	-	(3)	(3)
4/2/2007	W/H TAX DIV WMT	(82,325)	-	(82,325)	-	-	768,298,896	-	(82,325)	(82,325)
4/2/2007	W/H TAX DIV KO	(106,515)	-	(106,515)	-	-	768,192,381	-	(106,515)	(106,515)
4/2/2007	W/H TAX DIV MRK	(127,146)	-	(127,146)	-	-	768,065,235	-	(127,146)	(127,146)
4/4/2007	W/H TAX DIV HPQ	(33,750)	-	(33,750)	-	-	768,031,485	-	(33,750)	(33,750)
4/10/2007	W/H TAX DIV MO	(275,241)	-	(275,241)	-	-	767,756,244	-	(275,241)	(275,241)
4/19/2007	FIDELITY SPARTAN U S TREASURY MONEY MARKET	(40)	-	(40)	-	-	767,756,204	-	(40)	(40)
4/19/2007	TRANS TO 1FN07040 (1FN070)	(1,232,280)	-	-	-	(1,232,280)	766,523,924	-	-	-
4/20/2007	TRANS TO 1FN07040 (1FN070)	(1,457,231)	-	-	-	(1,457,231)	765,066,693	-	-	-
4/25/2007	W/H TAX DIV GE	(374,352)	-	(374,352)	-	-	764,692,341	-	(374,352)	(374,352)
4/25/2007	TRANS FROM 1FN07040 (1FN070)	12,475,662	-	-	12,475,662	-	777,168,003	-	-	-
4/30/2007	FIDELITY SPARTAN U S TREASURY MONEY MARKET	(11)	-	(11)	-	-	777,167,991	-	(11)	(11)
5/4/2007	W/H TAX DIV CVS	(9,834)	-	(9,834)	-	-	777,158,157	-	(9,834)	(9,834)
5/15/2007	W/H TAX DIV PG	(174,252)	-	(174,252)	-	-	776,983,905	-	(174,252)	(174,252)
5/21/2007	FIDELITY SPARTAN U S TREASURY MONEY MARKET	(11)	-	(11)	-	-	776,983,894	-	(11)	(11)
5/21/2007	TRANS TO 1FN07040 (1FN070)	(40,951,590)	-	-	-	(40,951,590)	736,032,304	-	-	-
5/23/2007	W/H TAX DIV MER	(46,125)	-	(46,125)	-	-	735,986,179	-	(46,125)	(46,125)
5/24/2007	W/H TAX DIV GS	(13,498)	-	(13,498)	-	-	735,972,681	-	(13,498)	(13,498)
5/25/2007	W/H TAX DIV C	(411,175)	-	(411,175)	-	-	735,561,506	-	(411,175)	(411,175)
5/31/2007	FIDELITY SPARTAN U S TREASURY MONEY MARKET	(4)	-	(4)	-	-	735,561,501	-	(4)	(4)
6/1/2007	W/H TAX DIV WFC	(147,601)	-	(147,601)	-	-	735,413,900	-	(147,601)	(147,601)
6/1/2007	W/H TAX DIV COP	(106,015)	-	(106,015)	-	-	735,307,885	-	(106,015)	(106,015)
6/1/2007	W/H TAX DIV BA	(42,578)	-	(42,578)	-	-	735,265,307	-	(42,578)	(42,578)
6/1/2007	W/H TAX DIV INTC	(102,135)	-	(102,135)	-	-	735,163,172	-	(102,135)	(102,135)
6/4/2007	W/H TAX DIV WMT	(83,758)	-	(83,758)	-	-	735,079,414	-	(83,758)	(83,758)
6/5/2007	W/H TAX DIV PFE	(322,732)	-	(322,732)	-	-	734,756,683	-	(322,732)	(322,732)
6/5/2007	W/H TAX DIV UPS	(67,651)	-	(67,651)	-	-	734,689,032	-	(67,651)	(67,651)
6/6/2007	W/H TAX DIV TYC	(31,201)	-	(31,201)	-	-	734,657,831	-	-	-
6/11/2007	W/H TAX DIV IBM	(93,715)	-	(93,715)	-	-	734,564,116	-	(93,715)	(93,715)
6/11/2007	W/H TAX DIV UTX	(42,684)	-	(42,684)	-	-	734,521,431	-	(42,684)	(42,684)
6/11/2007	W/H TAX DIV CVX	(195,338)	-	(195,338)	-	-	734,326,094	-	(195,338)	(195,338)
6/11/2007	W/H TAX DIV XOM	(310,877)	-	(310,877)	-	-	734,015,216	-	(310,877)	(310,877)
6/12/2007	W/H TAX DIV MMM	(56,229)	-	(56,229)	-	-	733,958,987	-	(56,229)	(56,229)
6/12/2007	W/H TAX DIV JNJ	(186,512)	-	(186,512)	-	-	733,772,475	-	(186,512)	(186,512)
6/14/2007	W/H TAX DIV MSFT	(135,680)	-	(135,680)	-	-	733,636,796	-	(135,680)	(135,680)
6/15/2007	W/H TAX DIV TWX	(33,268)	-	(33,268)	-	-	733,603,528	-	(33,268)	(33,268)
6/15/2007	W/H TAX DIV AIG	(67,651)	-	(67,651)	-	-	733,535,877	-	(67,651)	(67,651)
6/15/2007	W/H TAX DIV WB	(164,002)	-	(164,002)	-	-	733,371,876	-	(164,002)	(164,002)
6/15/2007	FIDELITY SPARTAN U S TREASURY MONEY MARKET	(3)	-	(3)	-	-	733,371,872	-	(3)	(3)
6/15/2007	TRANS TO 1FN07040 (1FN070)	(5,076,240)	-	-	-	(5,076,240)	728,295,632	-	-	-
6/21/2007	W/H TAX DIV HD	(72,483)	-	(72,483)	-	-	728,223,149	-	(72,483)	(72,483)
6/21/2007	TRANS TO 1FN07040 (1FN070)	(16,358,454)	-	-	-	(16,358,454)	711,864,695	-	-	-
6/21/2007	TRANS FROM 1FN07040 (1FN070)	16,358,454	-	-	-	-	711,864,695	-	-	-
6/21/2007	CXL TRANS FR 1FN07040 (1FN070)	(16,358,454)	-	-	-	-	711,864,695	-	-	-
6/22/2007	W/H TAX DIV BAC	(393,604)	-	(393,604)	-	-	711,471,091	-	(393,604)	(393,604)
6/22/2007	TRANS TO 1FN07040 (1FN070)	(11,264,616)	-	-	-	(11,264,616)	700,206,475	-	-	-
6/25/2007	TRANS TO 1FN07040 (1FN070)	(15,109,680)	-	-	-	(15,109,680)	685,096,795	-	-	-
6/29/2007	FIDELITY SPARTAN U S TREASURY MONEY MARKET	(17)	-	(17)	-	-	685,096,778	-	(17)	(17)
6/29/2007	W/H TAX DIV S	(11,348)	-	(11,348)	-	-	685,085,430	-	(11,348)	(11,348)
6/29/2007	W/H TAX DIV PEP	(96,965)	-	(96,965)	-	-	684,988,465	-	(96,965)	(96,965)
7/2/2007	W/H TAX DIV KO	(106,297)	-	(106,297)	-	-	684,882,168	-	(106,297)	(106,297)
7/2/2007	W/H TAX DIV MRK	(127,980)	-	(127,980)	-	-	684,754,189	-	(127,980)	(127,980)
7/5/2007	W/H TAX DIV HPQ	(33,972)	-	(33,972)	-	-	684,720,217	-	(33,972)	(33,972)
7/10/2007	W/H TAX DIV MO	(225,391)	-	(225,391)	-	-	684,494,826	-	(225,391)	(225,391)
7/17/2007	CXL W/H TAX DIV TYC	31,201	-	31,201	-	-	684,526,027	-	-	-
7/17/2007	FIDELITY SPARTAN U S TREASURY MONEY MARKET	(21)	-	(21)	-	-	684,526,007	-	(21)	(21)
8/6/2007	FIDELITY SPARTAN U S TREASURY MONEY MARKET	(27)	-	(27)	-	-	684,525,980	-	(27)	(27)

BLMIS ACCOUNT NO. 1FN045 - CITCO GLOBAL CUSTODY N V FBO FAIRFIELD SENTRY LTD

Column 1	Column 2	Column 3	Column 4	Column 5	Column 6	Column 7	Column 8	Column 9	Column 10	Column 11
Date	Transaction Description	Transaction Amount Reported in Customer Statement	Cash Deposits	Cash Withdrawals	Transfers of Principal In	Transfers of Principal Out	Balance of Principal	Preference Period Initial Transfers	Two Year Initial Transfers	Six Year Initial Transfers
8/6/2007	TRANS TO 1FN07040 (1FN070)	(5,588,112)	-	-	-	(5,588,112)	678,937,868	-	-	-
8/21/2007	TRANS FROM 1FN07040 (1FN070)	46,151,464	-	-	46,151,464	-	725,089,332	-	-	-
8/24/2007	W/H TAX DIV C	(170,140)	-	(170,140)	-	-	724,919,192	-	(170,140)	(170,140)
9/4/2007	W/H TAX DIV WMT	(34,004)	-	(34,004)	-	-	724,885,188	-	(34,004)	(34,004)
9/4/2007	W/H TAX DIV WFC	(66,344)	-	(66,344)	-	-	724,818,844	-	(66,344)	(66,344)
9/4/2007	W/H TAX DIV INTC	(42,134)	-	(42,134)	-	-	724,776,710	-	(42,134)	(42,134)
9/5/2007	W/H TAX DIV PFE	(131,023)	-	(131,023)	-	-	724,645,686	-	(131,023)	(131,023)
9/7/2007	W/H TAX DIV BA	(16,645)	-	(16,645)	-	-	724,629,041	-	(16,645)	(16,645)
9/10/2007	W/H TAX DIV CVX	(79,304)	-	(79,304)	-	-	724,549,737	-	(79,304)	(79,304)
9/10/2007	W/H TAX DIV IBM	(35,669)	-	(35,669)	-	-	724,514,069	-	(35,669)	(35,669)
9/10/2007	W/H TAX DIV UTX	(20,926)	-	(20,926)	-	-	724,493,143	-	(20,926)	(20,926)
9/10/2007	W/H TAX DIV XOM	(126,921)	-	(126,921)	-	-	724,366,221	-	(126,921)	(126,921)
9/13/2007	W/H TAX DIV MSFT	(54,098)	-	(54,098)	-	-	724,312,124	-	(54,098)	(54,098)
9/14/2007	FIDELITY SPARTAN U S TREASURY MONEY MARKET	(61)	-	(61)	-	-	724,312,063	-	(61)	(61)
9/14/2007	TRANS FROM 1FN07040 (1FN070)	4,300,764	-	-	4,300,764	-	728,612,827	-	-	-
9/17/2007	TRANS TO 1FN07040 (1FN070)	(2,982,934)	-	-	-	(2,982,934)	725,629,893	-	-	-
9/18/2007	FIDELITY SPARTAN U S TREASURY MONEY MARKET	(1)	-	(1)	-	-	725,629,892	-	(1)	(1)
9/18/2007	TRANS FROM 1FN07040 (1FN070)	3,313,760	-	-	3,313,760	-	728,943,652	-	-	-
9/24/2007	TRANS TO 1FN07040 (1FN070)	(43,058,543)	-	-	-	(43,058,543)	685,885,109	-	-	-
9/25/2007	TRANS TO 1FN07040 (1FN070)	(30,822,432)	-	-	-	(30,822,432)	655,062,677	-	-	-
9/26/2007	FIDELITY SPARTAN U S TREASURY MONEY MARKET	(12)	-	(12)	-	-	655,062,664	-	(12)	(12)
9/26/2007	TRANS TO 1FN07040 (1FN070)	(29,312,521)	-	-	-	(29,312,521)	625,750,143	-	-	-
10/1/2007	W/H TAX DIV KO	(40,405)	-	(40,405)	-	-	625,709,739	-	(40,405)	(40,405)
10/3/2007	CHECK WIRE	(95,000,000)	-	(95,000,000)	-	-	530,709,739	-	(95,000,000)	(95,000,000)
10/3/2007	FIDELITY SPARTAN U S TREASURY MONEY MARKET	(12)	-	(12)	-	-	530,709,726	-	(12)	(12)
10/10/2007	W/H TAX DIV MO	(93,372)	-	(93,372)	-	-	530,616,355	-	(93,372)	(93,372)
10/25/2007	W/H TAX DIV GE	(246,583)	-	(246,583)	-	-	530,369,772	-	(246,583)	(246,583)
10/31/2007	FIDELITY SPARTAN U S TREASURY MONEY MARKET	(15)	-	(15)	-	-	530,369,757	-	(15)	(15)
10/31/2007	TRANS FROM 1FN07040 (1FN070)	464,170	-	-	464,170	-	530,833,927	-	-	-
11/6/2007	CHECK WIRE	110,000,000	110,000,000	-	-	-	640,833,927	-	-	-
11/7/2007	FIDELITY SPARTAN U S TREASURY MONEY MARKET	(11)	-	(11)	-	-	640,833,915	-	(11)	(11)
11/7/2007	TRANS TO 1FN07040 (1FN070)	(6,241,865)	-	-	-	(6,241,865)	634,592,050	-	-	-
11/8/2007	TRANS FROM 1FN07040 (1FN070)	20,753,285	-	-	20,753,285	-	655,345,335	-	-	-
11/13/2007	FIDELITY SPARTAN U S TREASURY MONEY MARKET	(16)	-	(16)	-	-	655,345,319	-	(16)	(16)
11/15/2007	FIDELITY SPARTAN U S TREASURY MONEY MARKET	(6)	-	(6)	-	-	655,345,314	-	(6)	(6)
11/15/2007	TRANS TO 1FN07040 (1FN070)	(5,471,788)	-	-	-	(5,471,788)	649,873,526	-	-	-
11/21/2007	W/H TAX DIV MER	(12,826)	-	(12,826)	-	-	649,860,700	-	(12,826)	(12,826)
11/21/2007	FIDELITY SPARTAN U S TREASURY MONEY MARKET	(4)	-	(4)	-	-	649,860,696	-	(4)	(4)
11/21/2007	W/H TAX DIV C	(108,836)	-	(108,836)	-	-	649,751,860	-	(108,836)	(108,836)
11/21/2007	TRANS FROM 1FN07040 (1FN070)	5,308,646	-	-	5,308,646	-	655,060,506	-	-	-
11/29/2007	TRANS TO 1FN07040 (1FN070)	(24,932,895)	-	-	-	(24,932,895)	630,127,611	-	-	-
11/30/2007	FIDELITY SPARTAN U S TREASURY MONEY MARKET	(12)	-	(12)	-	-	630,127,599	-	(12)	(12)
11/30/2007	TRANS FROM 1FN07040 (1FN070)	80,488,599	-	-	80,488,599	-	710,616,198	-	-	-
12/3/2007	W/H TAX DIV MCD	(109,623)	-	(109,623)	-	-	710,506,575	-	(109,623)	(109,623)
12/3/2007	W/H TAX DIV COP	(27,044)	-	(27,044)	-	-	710,479,531	-	(27,044)	(27,044)
12/10/2007	W/H TAX DIV EXC	(17,315)	-	(17,315)	-	-	710,462,216	-	(17,315)	(17,315)
12/10/2007	W/H TAX DIV CVX	(74,993)	-	(74,993)	-	-	710,387,223	-	(74,993)	(74,993)
12/10/2007	W/H TAX DIV UTX	(19,788)	-	(19,788)	-	-	710,367,434	-	(19,788)	(19,788)
12/11/2007	W/H TAX DIV JUN	(141,810)	-	(141,810)	-	-	710,225,625	-	(141,810)	(141,810)
12/11/2007	FIDELITY SPARTAN U S TREASURY MONEY MARKET	(27)	-	(27)	-	-	710,225,597	-	(27)	(27)
12/11/2007	TRANS TO 1FN07040 (1FN070)	(1,733,394)	-	-	-	(1,733,394)	708,492,203	-	-	-
12/11/2007	TRANS TO 1FN07040 (1FN070)	1,733,394	-	-	-	-	708,492,203	-	-	-
12/11/2007	CANCEL TRANS TO 1FN07040 (1FN070)	(1,733,394)	-	-	-	-	708,492,203	-	-	-
12/12/2007	W/H TAX DIV MMM	(42,328)	-	(42,328)	-	-	708,449,876	-	(42,328)	(42,328)
12/13/2007	W/H TAX DIV MSFT	(54,418)	-	(54,418)	-	-	708,395,457	-	(54,418)	(54,418)
12/20/2007	FIDELITY SPARTAN U S TREASURY MONEY MARKET	(2)	-	(2)	-	-	708,395,456	-	(2)	(2)
12/20/2007	TRANS FROM 1FN07040 (1FN070)	12,548,796	-	-	12,548,796	-	720,944,252	-	-	-
12/31/2007	FIDELITY SPARTAN U S TREASURY MONEY MARKET	(14)	-	(14)	-	-	720,944,238	-	(14)	(14)
1/2/2008	W/H TAX DIV WMT	(20,947)	-	(20,947)	-	-	720,923,291	-	(20,947)	(20,947)
1/2/2008	W/H TAX DIV HPQ	(8,203)	-	(8,203)	-	-	720,915,088	-	(8,203)	(8,203)
1/3/2008	W/H TAX DIV UPS	(25,972)	-	(25,972)	-	-	720,889,115	-	(25,972)	(25,972)
1/11/2008	CHECK WIRE	(70,000,000)	-	(70,000,000)	-	-	650,889,115	-	(70,000,000)	(70,000,000)
1/28/2008	FIDELITY SPARTAN U S TREASURY MONEY MARKET	(31)	-	(31)	-	-	650,889,085	-	(31)	(31)
1/28/2008	TRANS TO 1FN07040 (1FN070)	(7,061,062)	-	-	-	(7,061,062)	643,828,023	-	-	-
2/20/2008	FIDELITY SPARTAN U S TREASURY MONEY MARKET	(11)	-	(11)	-	-	643,828,012	-	(11)	(11)
2/20/2008	TRANS TO 1FN07040 (1FN070)	(32,780,162)	-	-	-	(32,780,162)	611,047,850	-	-	-
2/21/2008	TRANS FROM 1FN07040 (1FN070)	7,201,348	-	-	7,201,348	-	618,249,198	-	-	-

BLMIS ACCOUNT NO. 1FN045 - CITCO GLOBAL CUSTODY N V FBO FAIRFIELD SENTRY LTD

Column 1	Column 2	Column 3	Column 4	Column 5	Column 6	Column 7	Column 8	Column 9	Column 10	Column 11
Date	Transaction Description	Transaction Amount Reported in Customer Statement	Cash Deposits	Cash Withdrawals	Transfers of Principal In	Transfers of Principal Out	Balance of Principal	Preference Period Initial Transfers	Two Year Initial Transfers	Six Year Initial Transfers
2/22/2008	W/H TAX DIV C	(121,207)	-	(121,207)	-	-	618,127,991	-	(121,207)	(121,207)
2/28/2008	W/H TAX DIV GS	(9,820)	-	(9,820)	-	-	618,118,171	-	(9,820)	(9,820)
3/3/2008	W/H TAX DIV INTC	(56,342)	-	(56,342)	-	-	618,061,828	-	(56,342)	(56,342)
3/3/2008	W/H TAX DIV WFC	(80,454)	-	(80,454)	-	-	617,981,374	-	(80,454)	(80,454)
3/3/2008	W/H TAX DIV COP	(56,044)	-	(56,044)	-	-	617,925,330	-	(56,044)	(56,044)
3/4/2008	W/H TAX DIV PFE	(161,609)	-	(161,609)	-	-	617,763,721	-	(161,609)	(161,609)
3/4/2008	W/H TAX DIV UPS	(34,721)	-	(34,721)	-	-	617,729,000	-	(34,721)	(34,721)
3/5/2008	W/H TAX DIV MER	(22,095)	-	(22,095)	-	-	617,706,905	-	(22,095)	(22,095)
3/7/2008	W/H TAX DIV BA	(22,446)	-	(22,446)	-	-	617,684,459	-	(22,446)	(22,446)
3/10/2008	W/H TAX DIV UTX	(24,690)	-	(24,690)	-	-	617,659,769	-	(24,690)	(24,690)
3/10/2008	W/H TAX DIV IBM	(42,086)	-	(42,086)	-	-	617,617,683	-	(42,086)	(42,086)
3/10/2008	W/H TAX DIV EXC	(24,550)	-	(24,550)	-	-	617,593,133	-	(24,550)	(24,550)
3/10/2008	W/H TAX DIV CVX	(93,571)	-	(93,571)	-	-	617,499,562	-	(93,571)	(93,571)
3/10/2008	W/H TAX DIV XOM	(147,300)	-	(147,300)	-	-	617,352,262	-	(147,300)	(147,300)
3/11/2008	W/H TAX DIV INJ	(90,239)	-	(90,239)	-	-	617,262,023	-	(90,239)	(90,239)
3/12/2008	W/H TAX DIV MMM	(28,057)	-	(28,057)	-	-	617,233,966	-	(28,057)	(28,057)
3/13/2008	W/H TAX DIV MSFT	(67,127)	-	(67,127)	-	-	617,166,839	-	(67,127)	(67,127)
3/17/2008	W/H TAX DIV MCD	(34,195)	-	(34,195)	-	-	617,132,644	-	(34,195)	(34,195)
3/17/2008	W/H TAX DIV TWX	(17,097)	-	(17,097)	-	-	617,115,547	-	(17,097)	(17,097)
3/17/2008	W/H TAX DIV WB	(98,761)	-	(98,761)	-	-	617,016,785	-	(98,761)	(98,761)
3/17/2008	FIDELITY SPARTAN U S TREASURY MONEY MARKET	(22)	-	(22)	-	-	617,016,764	-	(22)	(22)
3/17/2008	TRANS FROM 1FN07040 (1FN070)	29,179,488	-	-	29,179,488	-	646,196,252	-	-	-
3/19/2008	FIDELITY SPARTAN U S TREASURY MONEY MARKET	(1)	-	(1)	-	-	646,196,251	-	(1)	(1)
3/24/2008	W/H TAX DIV AIG	(39,280)	-	(39,280)	-	-	646,156,971	-	(39,280)	(39,280)
3/27/2008	W/H TAX DIV HD	(28,408)	-	(28,408)	-	-	646,128,563	-	(28,408)	(28,408)
3/28/2008	W/H TAX DIV BAC	(215,479)	-	(215,479)	-	-	645,913,084	-	(215,479)	(215,479)
3/31/2008	W/H TAX DIV PEP	(44,716)	-	(44,716)	-	-	645,868,368	-	(44,716)	(44,716)
4/1/2008	W/H TAX DIV MRK	(63,970)	-	(63,970)	-	-	645,804,397	-	(63,970)	(63,970)
4/1/2008	W/H TAX DIV KO	(58,640)	-	(58,640)	-	-	645,745,758	-	(58,640)	(58,640)
4/2/2008	W/H TAX DIV HPQ	(15,712)	-	(15,712)	-	-	645,730,046	-	(15,712)	(15,712)
4/4/2008	W/H TAX DIV KFT	(32,196)	-	(32,196)	-	-	645,697,850	-	(32,196)	(32,196)
4/4/2008	FIDELITY SPARTAN U S TREASURY MONEY MARKET	(2)	-	(2)	-	-	645,697,848	-	(2)	(2)
4/4/2008	TRANS TO 1FN07040 (1FN070)	(18,207,627)	-	-	-	(18,207,627)	627,490,221	-	-	-
4/7/2008	W/H TAX DIV WMT	(41,647)	-	(41,647)	-	-	627,448,574	-	(41,647)	(41,647)
4/7/2008	TRANS FROM 1FN07040 (1FN070)	35,939,913	-	-	35,939,913	-	663,388,487	-	-	-
4/23/2008	FIDELITY SPARTAN U S TREASURY MONEY MARKET	(3)	-	(3)	-	-	663,388,484	-	(3)	(3)
4/23/2008	TRANS TO 1FN07040 (1FN070)	(82,668)	-	-	-	(82,668)	663,305,816	-	-	-
4/25/2008	W/H TAX DIV GE	(237,013)	-	(237,013)	-	-	663,068,802	-	(237,013)	(237,013)
4/25/2008	W/H TAX DIV MDT	(9,300)	-	(9,300)	-	-	663,059,502	-	(9,300)	(9,300)
4/30/2008	W/H TAX DIV JPM	(84,817)	-	(84,817)	-	-	662,974,685	-	(84,817)	(84,817)
4/30/2008	W/H TAX DIV MS	(18,414)	-	(18,414)	-	-	662,956,271	-	(18,414)	(18,414)
5/1/2008	W/H TAX DIV VZ	(82,647)	-	(82,647)	-	-	662,873,623	-	(82,647)	(82,647)
5/1/2008	W/H TAX DIV T	(161,203)	-	(161,203)	-	-	662,712,421	-	(161,203)	(161,203)
5/2/2008	W/H TAX DIV CVS	(5,952)	-	(5,952)	-	-	662,706,468	-	(5,952)	(5,952)
5/2/2008	W/H TAX DIV BK	(17,856)	-	(17,856)	-	-	662,688,612	-	(17,856)	(17,856)
5/9/2008	W/H TAX DIV AXP	(13,392)	-	(13,392)	-	-	662,675,220	-	(13,392)	(13,392)
5/9/2008	TRANS TO 1FN07040 (1FN070)	(895,700)	-	-	-	(895,700)	661,779,520	-	-	-
5/15/2008	W/H TAX DIV ABT	(37,945)	-	(37,945)	-	-	661,741,575	-	(37,945)	(37,945)
5/15/2008	W/H TAX DIV PG	(84,321)	-	(84,321)	-	-	661,657,254	-	(84,321)	(84,321)
5/16/2008	TRANS TO 1FN07040 (1FN070)	(21,927,687)	-	-	-	(21,927,687)	639,729,567	-	-	-
5/19/2008	TRANS FROM 1FN07040 (1FN070)	12,325,586	-	-	12,325,586	-	652,055,153	-	-	-
5/20/2008	W/H TAX DIV CAT	(15,624)	-	(15,624)	-	-	652,039,529	-	(15,624)	(15,624)
5/23/2008	W/H TAX DIV C	(107,138)	-	(107,138)	-	-	651,932,391	-	(107,138)	(107,138)
5/27/2008	TRANS TO 1FN07040 (1FN070)	(18,061,096)	-	-	-	(18,061,096)	633,871,295	-	-	-
5/28/2008	FIDELITY SPARTAN U S TREASURY MONEY MARKET	(16)	-	(16)	-	-	633,871,279	-	(16)	(16)
5/28/2008	TRANS FROM 1FN07040 (1FN070)	57,696,344	-	-	57,696,344	-	691,567,623	-	-	-
5/29/2008	W/H TAX DIV GS	(8,680)	-	(8,680)	-	-	691,558,943	-	(8,680)	(8,680)
6/2/2008	W/H TAX DIV COP	(30,881)	-	(30,881)	-	-	691,528,062	-	(30,881)	(30,881)
6/2/2008	W/H TAX DIV WFC	(124,940)	-	(124,940)	-	-	691,403,121	-	(124,940)	(124,940)
6/2/2008	W/H TAX DIV WMT	(70,195)	-	(70,195)	-	-	691,332,926	-	(70,195)	(70,195)
6/2/2008	W/H TAX DIV INTC	(54,685)	-	(54,685)	-	-	691,278,241	-	(54,685)	(54,685)
6/3/2008	W/H TAX DIV UPS	(56,270)	-	(56,270)	-	-	691,221,972	-	(56,270)	(56,270)
6/3/2008	W/H TAX DIV PFE	(269,185)	-	(269,185)	-	-	690,952,787	-	(269,185)	(269,185)
6/6/2008	W/H TAX DIV BA	(36,376)	-	(36,376)	-	-	690,916,411	-	(36,376)	(36,376)
6/10/2008	W/H TAX DIV XOM	(266,208)	-	(266,208)	-	-	690,650,202	-	(266,208)	(266,208)
6/10/2008	W/H TAX DIV CVX	(169,946)	-	(169,946)	-	-	690,480,257	-	(169,946)	(169,946)
6/10/2008	W/H TAX DIV EXC	(39,787)	-	(39,787)	-	-	690,440,470	-	(39,787)	(39,787)

BLMIS ACCOUNT NO. 1FN045 - CITCO GLOBAL CUSTODY N V FBO FAIRFIELD SENTRY LTD

Column 1	Column 2	Column 3	Column 4	Column 5	Column 6	Column 7	Column 8	Column 9	Column 10	Column 11
Date	Transaction Description	Transaction Amount Reported in Customer Statement	Cash Deposits	Cash Withdrawals	Transfers of Principal In	Transfers of Principal Out	Balance of Principal	Preference Period Initial Transfers	Two Year Initial Transfers	Six Year Initial Transfers
6/10/2008	W/H TAX DIV JNJ	(55,115)	-	(55,115)	-	-	690,385,355	-	(55,115)	(55,115)
6/10/2008	W/H TAX DIV IBM	(85,257)	-	(85,257)	-	-	690,300,098	-	(85,257)	(85,257)
6/10/2008	W/H TAX DIV UTX	(40,014)	-	(40,014)	-	-	690,260,084	-	(40,014)	(40,014)
6/12/2008	W/H TAX DIV MMM	(45,470)	-	(45,470)	-	-	690,214,614	-	(45,470)	(45,470)
6/12/2008	W/H TAX DIV MSFT	(108,788)	-	(108,788)	-	-	690,105,826	-	(108,788)	(108,788)
7/10/2008	FIDELITY SPARTAN U S TREASURY MONEY MARKET	(21)	-	(21)	-	-	690,105,805	-	(21)	(21)
7/10/2008	CHECK WIRE	(20,000,000)	-	(20,000,000)	-	-	670,105,805	-	(20,000,000)	(20,000,000)
7/21/2008	FIDELITY SPARTAN U S TREASURY MONEY MARKET	(2)	-	(2)	-	-	670,105,803	-	(2)	(2)
7/21/2008	TRANS TO 1FN07040 (1FN070)	(13,243,076)	-	-	-	(13,243,076)	656,862,727	-	-	-
7/22/2008	TRANS FROM 1FN07040 (1FN070)	31,073,284	-	-	31,073,284	-	687,936,011	-	-	-
7/23/2008	FIDELITY SPARTAN U S TREASURY MONEY MARKET	(0)	-	(0)	-	-	687,936,010	-	(0)	(0)
7/23/2008	TRANS TO 1FN07040 (1FN070)	(38,822,168)	-	-	-	(38,822,168)	649,113,842	-	-	-
8/1/2008	CHECK WIRE	80,000,000	80,000,000	-	-	-	729,113,842	-	-	-
8/1/2008	W/H TAX DIV CVS	(8,583)	-	(8,583)	-	-	729,105,259	-	(8,583)	(8,583)
8/8/2008	FIDELITY SPARTAN U S TREASURY MONEY MARKET	(4)	-	(4)	-	-	729,105,255	-	(4)	(4)
8/8/2008	TRANS TO 1FN07040 (1FN070)	(20,758,716)	-	-	-	(20,758,716)	708,346,539	-	-	-
8/11/2008	TRANS FROM 1FN07040 (1FN070)	38,848,084	-	-	38,848,084	-	747,194,623	-	-	-
8/13/2008	FIDELITY SPARTAN U S TREASURY MONEY MARKET	(0)	-	(0)	-	-	747,194,623	-	(0)	(0)
8/13/2008	TRANS TO 1FN07040 (1FN070)	(3,869,736)	-	-	-	(3,869,736)	743,324,887	-	-	-
8/18/2008	TRANS TO 1FN07040 (1FN070)	(25,981,007)	-	-	-	(25,981,007)	717,343,880	-	-	-
8/20/2008	W/H TAX DIV CAT	(22,858)	-	(22,858)	-	-	717,321,022	-	(22,858)	(22,858)
8/22/2008	W/H TAX DIV C	(146,788)	-	(146,788)	-	-	717,174,234	-	(146,788)	(146,788)
8/28/2008	W/H TAX DIV GS	(10,885)	-	(10,885)	-	-	717,163,349	-	(10,885)	(10,885)
9/4/2008	CHECK WIRE	(120,000,000)	-	(120,000,000)	-	-	597,163,349	-	(120,000,000)	(120,000,000)
9/10/2008	TRANS TO 1FN07040 (1FN070)	(4,061,814)	-	-	-	(4,061,814)	593,101,535	-	-	-
9/11/2008	TRANS FROM 1FN07040 (1FN070)	19,504,371	-	-	19,504,371	-	612,605,906	-	-	-
9/15/2008	TRANS FROM 1FN07040 (1FN070)	57,531,648	-	-	57,531,648	-	670,137,554	-	-	-
9/19/2008	TRANS FROM 1FN07040 (1FN070)	57,304,999	-	-	57,304,999	-	727,442,553	-	-	-
10/2/2008	W/H TAX DIV PEP	(83,056)	-	(83,056)	-	-	727,359,497	(83,056)	(83,056)	(83,056)
10/2/2008	W/H TAX DIV CVX	(169,442)	-	(169,442)	-	-	727,190,055	(169,442)	(169,442)	(169,442)
10/2/2008	W/H TAX DIV JNJ	(162,217)	-	(162,217)	-	-	727,027,838	(162,217)	(162,217)	(162,217)
10/2/2008	W/H TAX DIV MMM	(45,983)	-	(45,983)	-	-	726,981,855	(45,983)	(45,983)	(45,983)
10/2/2008	W/H TAX DIV EXC	(40,235)	-	(40,235)	-	-	726,941,620	(40,235)	(40,235)	(40,235)
10/2/2008	W/H TAX DIV LPS	(56,904)	-	(56,904)	-	-	726,884,716	(56,904)	(56,904)	(56,904)
10/2/2008	FIDELITY SPARTAN U S TREASURY MONEY MARKET	(1)	-	(1)	-	-	726,884,715	(1)	(1)	(1)
10/2/2008	W/H TAX DIV BA	(24,879)	-	(24,879)	-	-	726,859,836	(24,879)	(24,879)	(24,879)
10/2/2008	W/H TAX DIV IBM	(58,311)	-	(58,311)	-	-	726,801,525	(58,311)	(58,311)	(58,311)
10/2/2008	W/H TAX DIV COP	(62,121)	-	(62,121)	-	-	726,739,404	(62,121)	(62,121)	(62,121)
10/2/2008	W/H TAX DIV UTX	(40,465)	-	(40,465)	-	-	726,698,939	(40,465)	(40,465)	(40,465)
10/2/2008	W/H TAX DIV BUD	(23,013)	-	(23,013)	-	-	726,675,926	(23,013)	(23,013)	(23,013)
10/2/2008	W/H TAX DIV MSFT	(110,869)	-	(110,869)	-	-	726,565,057	(110,869)	(110,869)	(110,869)
10/2/2008	FIDELITY SPARTAN U S TREASURY MONEY MARKET	(2)	-	(2)	-	-	726,565,054	(2)	(2)	(2)
10/2/2008	W/H TAX DIV WMT	(68,256)	-	(68,256)	-	-	726,496,799	(68,256)	(68,256)	(68,256)
10/2/2008	W/H TAX DIV MCD	(53,126)	-	(53,126)	-	-	726,443,673	(53,126)	(53,126)	(53,126)
10/2/2008	W/H TAX DIV BAC	(357,911)	-	(357,911)	-	-	726,085,762	(357,911)	(357,911)	(357,911)
10/2/2008	W/H TAX DIV QCOM	(10,716)	-	(10,716)	-	-	726,075,046	(10,716)	(10,716)	(10,716)
10/2/2008	W/H TAX DIV AIG	(74,161)	-	(74,161)	-	-	726,000,885	(74,161)	(74,161)	(74,161)
10/2/2008	FIDELITY SPARTAN U S TREASURY MONEY MARKET	(1)	-	(1)	-	-	726,000,883	(1)	(1)	(1)
10/2/2008	W/H TAX DIV PFE	(184,107)	-	(184,107)	-	-	725,816,776	(184,107)	(184,107)	(184,107)
10/2/2008	W/H TAX DIV WFC	(81,946)	-	(81,946)	-	-	725,734,830	(81,946)	(81,946)	(81,946)
10/2/2008	FIDELITY SPARTAN U S TREASURY MONEY MARKET	(5)	-	(5)	-	-	725,734,825	(5)	(5)	(5)
10/2/2008	W/H TAX DIV XOM	(265,212)	-	(265,212)	-	-	725,469,613	(265,212)	(265,212)	(265,212)
10/2/2008	W/H TAX DIV INTC	(67,485)	-	(67,485)	-	-	725,402,128	(67,485)	(67,485)	(67,485)
10/2/2008	W/H TAX DIV HD	(15,907)	-	(15,907)	-	-	725,386,221	(15,907)	(15,907)	(15,907)
10/2/2008	W/H TAX DIV TWX	(28,486)	-	(28,486)	-	-	725,357,735	(28,486)	(28,486)	(28,486)
10/23/2008	CHECK WIRE	(130,000,000)	-	(130,000,000)	-	-	595,357,735	(130,000,000)	(130,000,000)	(130,000,000)
11/4/2008	FIDELITY SPARTAN U S TREASURY MONEY MARKET	(1)	-	(1)	-	-	595,357,734	(1)	(1)	(1)
11/4/2008	FIDELITY SPARTAN U S TREASURY MONEY MARKET	(0)	-	(0)	-	-	595,357,734	(0)	(0)	(0)
11/4/2008	W/H TAX DIV HPQ	(24,533)	-	(24,533)	-	-	595,333,201	(24,533)	(24,533)	(24,533)
11/4/2008	W/H TAX DIV MRK	(100,472)	-	(100,472)	-	-	595,232,729	(100,472)	(100,472)	(100,472)
11/4/2008	W/H TAX DIV KO	(30,753)	-	(30,753)	-	-	595,201,975	(30,753)	(30,753)	(30,753)
11/4/2008	CHECK WIRE	(400,000,000)	-	(400,000,000)	-	-	195,201,975	(400,000,000)	(400,000,000)	(400,000,000)
11/4/2008	W/H TAX DIV BAX	(17,502)	-	(17,502)	-	-	195,184,473	(17,502)	(17,502)	(17,502)
11/4/2008	W/H TAX DIV MO	(18,311)	-	(18,311)	-	-	195,166,162	(18,311)	(18,311)	(18,311)
11/4/2008	W/H TAX DIV PM	(45,689)	-	(45,689)	-	-	195,120,473	(45,689)	(45,689)	(45,689)
11/6/2008	TRANS TO 1FN07040 (1FN070)	(582,032)	-	-	-	(582,032)	194,538,441	-	-	-
11/7/2008	TRANS FROM 1FN07040 (1FN070)	14,981,670	-	-	14,981,670	-	209,520,111	-	-	-

BLMIS ACCOUNT NO. 1FN045 - CITCO GLOBAL CUSTODY N V FBO FAIRFIELD SENTRY LTD

Column 1	Column 2	Column 3	Column 4	Column 5	Column 6	Column 7	Column 8	Column 9	Column 10	Column 11
Date	<u>Transaction Description</u>	<u>Transaction Amount Reported in Customer Statement</u>	<u>Cash Deposits</u>	<u>Cash Withdrawals</u>	<u>Transfers of Principal In</u>	<u>Transfers of Principal Out</u>	<u>Balance of Principal</u>	<u>Preference Period Initial Transfers</u>	<u>Two Year Initial Transfers</u>	<u>Six Year Initial Transfers</u>
11/10/2008	TRANS TO 1FN07040 (1FN070)	(9,914,944)	-	-	-	(9,914,944)	199,605,167	-	-	-
11/19/2008	TRANS FROM 1FN07040 (1FN070)	297,933,758 ^[1]	-	-	296,621,825	-	496,226,992	-	-	-
11/25/2008	TRANS FROM 1FN07040 (1FN070)	11,458,744 ^[2]	-	-	-	-	496,226,992	-	-	-
12/3/2008	FIDELITY SPARTAN U S TREASURY MONEY MARKET	(0)	-	(0)	-	-	496,226,992	(0)	(0)	(0)
12/3/2008	FIDELITY SPARTAN U S TREASURY MONEY MARKET	(0)	-	(0)	-	-	496,226,992	(0)	(0)	(0)
12/3/2008	FIDELITY SPARTAN U S TREASURY MONEY MARKET	(1)	-	(1)	-	-	496,226,991	(1)	(1)	(1)
12/3/2008	FIDELITY SPARTAN U S TREASURY MONEY MARKET	(0)	-	(0)	-	-	496,226,991	(0)	(0)	(0)
12/3/2008	FIDELITY SPARTAN U S TREASURY MONEY MARKET	(1)	-	(1)	-	-	496,226,990	(1)	(1)	(1)
12/3/2008	FIDELITY SPARTAN U S TREASURY MONEY MARKET	(0)	-	(0)	-	-	496,226,989	(0)	(0)	(0)
Total:			\$ 2,113,629,982	\$ (1,624,139,760)	\$ 2,368,197,938	\$ (2,361,461,171)	\$ 496,226,989	\$ (532,322,083)	\$ (852,263,749)	\$ (1,480,433,205)

^[1] Although BLMIS statements reflect that a larger transfer was made into the account on this date, a portion of the "transferred" funds consisted of fictitious profits which were never achieved and thus could not have been transferred. Accordingly, only the principal remaining in the originating account was transferred into this account on this date.

^[2] Although BLMIS statements reflect that funds were transferred into this account on this date, these funds consisted entirely of fictitious profits which were never achieved and thus no funds were actually transferred into the account on this date. Accordingly, the account balance has remained unchanged.

^[3] Although BLMIS statements reflect that a larger transfer was made out of the account on this date, a portion of the "transferred" funds consisted of fictitious profits which were never achieved and thus could not have been transferred. Accordingly, only the principal remaining in the account was transferred out of the account on this date.

^[4] Although BLMIS statements reflect that funds were transferred out of this account on this date, these funds consisted entirely of fictitious profits which were never achieved and thus no funds were actually transferred out of the account on this date. Accordingly, the account balance has remained unchanged.

BLMIS ACCOUNT NO. 1FN069 - FAIRFIELD SENTRY LIMITED C/O FAIRFIELD GREENWICH GROUP 55 EAST 52ND STREET 33RD FL

Column 1	Column 2	Column 3	Column 4	Column 5	Column 6	Column 7	Column 8	Column 9	Column 10	Column 11
Date	Transaction Description	Transaction Amount Reported in Customer Statement	Cash Deposits	Cash Withdrawals	Transfers of Principal In	Transfers of Principal Out	Balance of Principal	Preference Period Initial Transfers	Two Year Initial Transfers	Six Year Initial Transfers
1/31/1995	TRANS FROM 1FN01230 (1FN012)	1,197,585	-	-	1,197,585	-	1,197,585	-	-	-
2/28/1995	TRANS FROM 1FN01230 (1FN012)	1,256,608	-	-	1,256,608	-	2,454,193	-	-	-
3/31/1995	TRANS FROM 1FN01230 (1FN012)	1,617,935	-	-	1,617,935	-	4,072,128	-	-	-
4/28/1995	TRANS FROM 1FN01230 (1FN012)	4,314,060	-	-	4,314,060	-	8,386,188	-	-	-
5/31/1995	TRANS FROM 1FN01230 (1FN012)	2,163,460	-	-	2,163,460	-	10,549,648	-	-	-
6/30/1995	TRANS FROM 1FN01230 (1FN012)	3,467,241	-	-	3,467,241	-	14,016,889	-	-	-
7/31/1995	TRANS FROM 1FN012-30 (1FN012)	1,094,562	-	-	1,094,562	-	15,111,451	-	-	-
8/28/1995	TRANS TO 1FN01230 (1FN012)	(5,913)	-	-	-	(5,913)	15,105,538	-	-	-
9/29/1995	TRANS FROM 1FN01230 (1FN012)	2,373,896	-	-	2,373,896	-	17,479,434	-	-	-
10/27/1995	TRANS FROM 1FN01230 (1FN012)	271,194	-	-	271,194	-	17,750,628	-	-	-
11/24/1995	TRANS FROM 1FN01230 (1FN012)	487,914	-	-	487,914	-	18,238,542	-	-	-
12/29/1995	TRANS FROM 1FN01230 (1FN012)	5,770,514	-	-	5,770,514	-	24,009,055	-	-	-
1/31/1996	TRANS FROM 1FN01230 (1FN012)	66,792	-	-	66,792	-	24,075,847	-	-	-
2/29/1996	TRANS FROM 1FN01230 (1FN012)	7,803,681	-	-	7,803,681	-	31,879,528	-	-	-
3/29/1996	TRANS TO 1FN01230 (1FN012)	(1,851,654)	-	-	-	(1,851,654)	30,027,875	-	-	-
4/30/1996	TRANS TO 1FN01230 (1FN012)	(883,204)	-	-	-	(883,204)	29,144,671	-	-	-
5/31/1996	TRANS TO 1FN01230 (1FN012)	(1,795,328)	-	-	-	(1,795,328)	27,349,343	-	-	-
6/28/1996	TRANS TO 1FN01230 (1FN012)	(93,190)	-	-	-	(93,190)	27,256,153	-	-	-
7/31/1996	TRANS TO 1FN01230 (1FN012)	(8,597,785)	-	-	-	(8,597,785)	18,658,369	-	-	-
8/30/1996	TRANS FROM 1FN01230 (1FN012)	5,922,892	-	-	5,922,892	-	24,581,261	-	-	-
9/30/1996	TRANS FROM 1FN01230 (1FN012)	4,241,880	-	-	4,241,880	-	28,823,141	-	-	-
10/31/1996	TRANS FROM 1FN01230 (1FN012)	1,019,940	-	-	1,019,940	-	29,843,081	-	-	-
11/29/1996	TRANS FROM 1FN01230 (1FN012)	3,469,645	-	-	3,469,645	-	33,312,726	-	-	-
12/31/1996	TRANS FROM 1FN01230 (1FN012)	606,404	-	-	606,404	-	33,919,130	-	-	-
1/31/1997	TRANS FROM 1FN01230 (1FN012)	4,329,623	-	-	4,329,623	-	38,248,753	-	-	-
2/28/1997	TRANS FROM 1FN01230 (1FN012)	3,442,160	-	-	3,442,160	-	41,690,912	-	-	-
3/31/1997	TRANS TO 1FN01230 (1FN012)	(2,575,151)	-	-	-	(2,575,151)	39,115,761	-	-	-
4/30/1997	TRANS TO 1FN01230 (1FN012)	(10,483,139)	-	-	-	(10,483,139)	28,632,623	-	-	-
5/30/1997	TRANS FROM 1FN01230 (1FN012)	3,868,028	-	-	3,868,028	-	32,500,651	-	-	-
6/30/1997	TRANS FROM 1FN01230 (1FN012)	4,530,779	-	-	4,530,779	-	37,031,430	-	-	-
7/31/1997	TRANS FROM 1FN01230 (1FN012)	7,291,554	-	-	7,291,554	-	44,322,984	-	-	-
8/29/1997	TRANS TO 1FN01230 (1FN012)	(67,056)	-	-	-	(67,056)	44,255,928	-	-	-
9/30/1997	TRANS FROM 1FN01230 (1FN012)	363,475	-	-	363,475	-	44,619,403	-	-	-
10/31/1997	TRANS TO 1FN01230 (1FN012)	(1,865,080)	-	-	-	(1,865,080)	42,754,323	-	-	-
11/28/1997	TRANS FROM 1FN01230 (1FN012)	5,861,410	-	-	5,861,410	-	48,615,733	-	-	-
12/31/1997	TRANS TO 1FN01230 (1FN012)	(4,085,810)	-	-	-	(4,085,810)	44,529,923	-	-	-
1/30/1998	TRANS TO 1FN01230 (1FN012)	(1,767,892)	-	-	-	(1,767,892)	42,762,031	-	-	-
2/27/1998	TRANS FROM 1FN01230 (1FN012)	24,537,558	-	-	24,537,558	-	67,299,590	-	-	-
3/31/1998	TRANS FROM 1FN01230 (1FN012)	4,469,534	-	-	4,469,534	-	71,769,123	-	-	-
4/30/1998	TRANS FROM 1FN01230 (1FN012)	16,781,901	-	-	16,781,901	-	88,551,024	-	-	-
5/27/1998	TRANS TO 1FN01230 (1FN012)	(2,274,650)	-	-	-	(2,274,650)	86,276,374	-	-	-
5/29/1998	TRANS FROM 1FN01230 (1FN012)	1,456	-	-	1,456	-	86,277,830	-	-	-
6/29/1998	TRANS TO 1FN01230 (1FN012)	(7,877,200)	-	-	-	(7,877,200)	78,400,630	-	-	-
7/29/1998	TRANS FROM 1FN01230 (1FN012)	49,971,792	-	-	49,971,792	-	128,372,422	-	-	-
8/31/1998	TRANS FROM 1FN01230 (1FN012)	1,478,466	-	-	1,478,466	-	129,850,888	-	-	-
9/30/1998	TRANS TO 1FN01230 (1FN012)	(68,798,924)	-	-	-	(68,798,924)	61,051,964	-	-	-
11/30/1998	TRANS FROM 1FN01230 (1FN012)	45,246,050	-	-	45,246,050	-	106,298,014	-	-	-
12/31/1998	TRANS TO 1FN01230 (1FN012)	(5,538,063)	-	-	-	(5,538,063)	100,759,951	-	-	-
1/29/1999	TRANS FROM 1FN01230 (1FN012)	124,848	-	-	124,848	-	100,884,799	-	-	-
2/24/1999	TRANS TO 1FN01230 (1FN012)	(10,177,298)	-	-	-	(10,177,298)	90,707,501	-	-	-
3/8/1999	TRANS TO 1FN01230 (1FN012)	(359,492)	-	-	-	(359,492)	90,348,009	-	-	-
3/10/1999	TRANS FROM 1FN01230 (1FN012)	2,093,212	-	-	2,093,212	-	92,441,221	-	-	-
3/11/1999	TRANS TO 1FN01230 (1FN012)	(2,057,094)	-	-	-	(2,057,094)	90,384,127	-	-	-
3/26/1999	TRANS FROM 1FN01230 (1FN012)	26,060,708	-	-	26,060,708	-	116,444,835	-	-	-
4/22/1999	TRANS FROM 1FN01230 (1FN012)	475,508	-	-	475,508	-	116,920,343	-	-	-
4/30/1999	TRANS FROM 1FN01230 (1FN012)	3,067,262	-	-	3,067,262	-	119,987,605	-	-	-
5/7/1999	TRANS TO 1FN01230 (1FN012)	(5,532,468)	-	-	-	(5,532,468)	114,455,137	-	-	-
5/13/1999	TRANS FROM 1FN01230 (1FN012)	887,476	-	-	887,476	-	115,342,613	-	-	-
5/26/1999	TRANS TO 1FN01230 (1FN012)	(4,377,813)	-	-	-	(4,377,813)	110,964,800	-	-	-
6/14/1999	CHECK WIRE	15,000,000	15,000,000	-	-	-	125,964,800	-	-	-
6/15/1999	TRANS TO 1FN01230 (1FN012)	(15,000,000)	-	-	-	(15,000,000)	110,964,800	-	-	-

BLMIS ACCOUNT NO. 1FN069 - FAIRFIELD SENTRY LIMITED C/O FAIRFIELD GREENWICH GROUP 55 EAST 52ND STREET 33RD FL

Column 1	Column 2	Column 3	Column 4	Column 5	Column 6	Column 7	Column 8	Column 9	Column 10	Column 11
Date	Transaction Description	Transaction Amount Reported in Customer Statement	Cash Deposits	Cash Withdrawals	Transfers of Principal In	Transfers of Principal Out	Balance of Principal	Preference Period Initial Transfers	Two Year Initial Transfers	Six Year Initial Transfers
6/30/1999	TRANS FROM 1FN01230 (1FN012)	14,400,796	-	-	14,400,796	-	125,365,596	-	-	-
7/28/1999	TRANS FROM 1FN01230 (1FN012)	35,014,484	-	-	35,014,484	-	160,380,080	-	-	-
7/30/1999	TRANS FROM 1FN01230 (1FN012)	431,292	-	-	431,292	-	160,811,372	-	-	-
8/30/1999	TRANS FROM 1FN01230 (1FN012)	8,336,760	-	-	8,336,760	-	169,148,132	-	-	-
9/30/1999	TRANS TO 1FN01230 (1FN012)	(6,338,833)	-	-	-	(6,338,833)	162,809,300	-	-	-
10/18/1999	TRANS TO 1FN01230 (1FN012)	(75,554,675)	-	-	-	(75,554,675)	87,254,625	-	-	-
11/10/1999	TRANS FROM 1FN01230 (1FN012)	177,606	-	-	177,606	-	87,432,231	-	-	-
11/18/1999	TRANS TO 1FN01230 (1FN012)	(842,304)	-	-	-	(842,304)	86,589,927	-	-	-
11/22/1999	TRANS TO 1FN01230 (1FN012)	(1,031,662)	-	-	-	(1,031,662)	85,558,265	-	-	-
11/29/1999	TRANS FROM 1FN01230 (1FN012)	30,479,600	-	-	30,479,600	-	116,037,865	-	-	-
1/25/2000	TRANS FROM 1FN01230 (1FN012)	14,385,564	-	-	14,385,564	-	130,423,429	-	-	-
2/25/2000	TRANS TO 1FN01230 (1FN012)	(82,963,688)	-	-	-	(82,963,688)	47,459,741	-	-	-
3/14/2000	TRANS TO 1FN01230 (1FN012)	(9,411,572)	-	-	-	(9,411,572)	38,048,170	-	-	-
3/28/2000	TRANS FROM 1FN01230 (1FN012)	41,660,628	-	-	41,660,628	-	79,708,798	-	-	-
4/20/2000	TRANS TO 1FN01230 (1FN012)	(23,954,634)	-	-	-	(23,954,634)	55,754,164	-	-	-
5/11/2000	TRANS TO 1FN01230 (1FN012)	(20,052,096)	-	-	-	(20,052,096)	35,702,068	-	-	-
5/24/2000	TRANS TO 1FN01230 (1FN012)	(1,874,736)	-	-	-	(1,874,736)	33,827,332	-	-	-
6/19/2000	TRANS FROM 1FN01230 (1FN012)	2,189,589	-	-	2,189,589	-	36,016,921	-	-	-
7/31/2000	TRANS TO 1FN01230 (1FN012)	(6,484,782)	-	-	-	(6,484,782)	29,532,138	-	-	-
8/15/2000	TRANS TO 1FN01230 (1FN012)	(430,348)	-	-	-	(430,348)	29,101,791	-	-	-
9/14/2000	TRANS FROM 1FN01230 (1FN012)	98,711	-	-	98,711	-	29,200,501	-	-	-
9/18/2000	TRANS TO 1FN01230 (1FN012)	(21,979,842)	-	-	-	(21,979,842)	7,220,660	-	-	-
10/16/2000	TRANS TO 1FN01230 (1FN012)	(125,504,546) ^[1]	-	-	-	(7,220,660)	-	-	-	-
10/31/2000	TRANS FROM 1FN01230 (1FN012)	9,804,037	-	-	9,804,037	-	9,804,037	-	-	-
11/30/2000	TRANS TO 1FN01230 (1FN012)	(439,340)	-	-	-	(439,340)	9,364,697	-	-	-
12/29/2000	TRANS TO 1FN01230 (1FN012)	(8,553,224)	-	-	-	(8,553,224)	811,473	-	-	-
1/30/2001	TRANS TO 1FN01230 (1FN012)	(2,334,215) ^[1]	-	-	-	(811,473)	-	-	-	-
2/23/2001	TRANS TO 1FN01230 (1FN012)	(47,006,454) ^[2]	-	-	-	-	-	-	-	-
3/30/2001	TRANS TO 1FN01230 (1FN012)	(36,491,978) ^[2]	-	-	-	-	-	-	-	-
4/25/2001	TRANS FROM 30 ACCT (1FN012)	83,174,850	-	-	83,174,850	-	83,174,850	-	-	-
6/29/2001	TRANS TO 1FN01230 (1FN012)	(3,496,736)	-	-	-	(3,496,736)	79,678,114	-	-	-
7/25/2001	TRANS TO 1FN01230 (1FN012)	(15,998,436)	-	-	-	(15,998,436)	63,679,678	-	-	-
8/31/2001	TRANS FROM 1FN01230 (1FN012)	13,885,633	-	-	13,885,633	-	77,565,311	-	-	-
9/28/2001	TRANS TO 1FN01230 (1FN012)	(249,318,951) ^[1]	-	-	-	(77,565,311)	-	-	-	-
10/31/2001	TRANS FROM 1FN01230 (1FN012)	103,803,788	-	-	103,803,788	-	103,803,788	-	-	-
11/26/2001	TRANS FROM 1FN01230 (1FN012)	84,767,207	-	-	84,767,207	-	188,570,995	-	-	-
12/28/2001	TRANS TO 1FN01230 (1FN012)	(2,773,386)	-	-	-	(2,773,386)	185,797,609	-	-	-
1/31/2002	TRANS TO 1FN01230 (1FN012)	(42,571,270)	-	-	-	(42,571,270)	143,226,339	-	-	-
2/21/2002	TRANS TO 1FN01230 (1FN012)	(34,813,654)	-	-	-	(34,813,654)	108,412,685	-	-	-
2/28/2002	TRANS FROM 1FN01230 (1FN012)	3,582,374	-	-	3,582,374	-	111,995,059	-	-	-
3/25/2002	TRANS FROM 1FN01230 (1FN012)	68,101,206	-	-	68,101,206	-	180,096,265	-	-	-
4/12/2002	TRANS TO 1FN01230 (1FN012)	(51,497,008)	-	-	-	(51,497,008)	128,599,257	-	-	-
4/23/2002	TRANS TO 1FN01230 (1FN012)	(58,627,549)	-	-	-	(58,627,549)	69,971,708	-	-	-
5/29/2002	TRANS FROM 1FN01230 (1FN012)	48,624,357	-	-	48,624,357	-	118,596,065	-	-	-
6/28/2002	TRANS FROM 1FN01230 (1FN012)	2,608,492	-	-	2,608,492	-	121,204,557	-	-	-
7/17/2002	TRANS TO 1FN01230 (1FN012)	(23,707,268)	-	-	-	(23,707,268)	97,497,289	-	-	-
7/31/2002	TRANS FROM 1FN01230 (1FN012)	11,956,702	-	-	11,956,702	-	109,453,991	-	-	-
8/21/2002	TRANS FROM 1FN01230 (1FN012)	227,903,245	-	-	227,903,245	-	337,357,236	-	-	-
10/29/2002	TRANS FROM 1FN01230 (1FN012)	40,110,476	-	-	40,110,476	-	377,467,712	-	-	-
11/18/2002	TRANS FROM 1FN01230 (1FN012)	11,639,472	-	-	11,639,472	-	389,107,184	-	-	-
1/22/2003	TRANS TO 1FN01230 (1FN012)	(17,086,180)	-	-	-	(17,086,180)	372,021,004	-	-	-
2/24/2003	TRANS TO 1FN01230 (1FN012)	(115,334,062)	-	-	-	(115,334,062)	256,686,942	-	-	-
3/18/2003	TRANS TO 1FN01230 (1FN012)	(1,886,554)	-	-	-	(1,886,554)	254,800,388	-	-	-
3/24/2003	TRANS FROM 1FN01230 (1FN012)	153,207,842	-	-	153,207,842	-	408,008,230	-	-	-
5/9/2003	TRANS FROM 1FN01230 (1FN012)	3,098,704	-	-	3,098,704	-	411,106,934	-	-	-
5/21/2003	TRANS FROM 1FN01230 (1FN012)	12,730,124	-	-	12,730,124	-	423,837,058	-	-	-
5/30/2003	TRANS FROM 1FN01230 (1FN012)	2,839,638	-	-	2,839,638	-	426,676,696	-	-	-
6/19/2003	TRANS FROM 1FN01230 (1FN012)	55,138,378	-	-	55,138,378	-	481,815,074	-	-	-
6/20/2003	TRANS FROM 1FN01230 (1FN012)	16,056,865	-	-	16,056,865	-	497,871,939	-	-	-

BLMIS ACCOUNT NO. 1FN069 - FAIRFIELD SENTRY LIMITED C/O FAIRFIELD GREENWICH GROUP 55 EAST 52ND STREET 33RD FL

Column 1	Column 2	Column 3	Column 4	Column 5	Column 6	Column 7	Column 8	Column 9	Column 10	Column 11
Date	Transaction Description	Transaction Amount Reported in Customer Statement	Cash Deposits	Cash Withdrawals	Transfers of Principal In	Transfers of Principal Out	Balance of Principal	Preference Period Initial Transfers	Two Year Initial Transfers	Six Year Initial Transfers
6/24/2003	TRANS FROM 1FN01230 (1FN012)	20,093,123	-	-	20,093,123	-	517,965,062	-	-	-
7/10/2003	TRANS TO 1FN01230 (1FN012)	(1,052,588)	-	-	-	(1,052,588)	516,912,474	-	-	-
7/15/2003	TRANS TO 1FN01230 (1FN012)	(13,369,798)	-	-	-	(13,369,798)	503,542,676	-	-	-
7/21/2003	TRANS FROM 1FN01230 (1FN012)	15,852,973	-	-	15,852,973	-	519,395,649	-	-	-
8/15/2003	TRANS TO 1FN01230 (1FN012)	(25,229,678)	-	-	-	(25,229,678)	494,165,971	-	-	-
9/5/2003	TRANS FROM 1FN01230 (1FN012)	6,434,520	-	-	6,434,520	-	500,600,491	-	-	-
9/10/2003	TRANS FROM 1FN01230 (1FN012)	647,856	-	-	647,856	-	501,248,347	-	-	-
9/22/2003	TRANS FROM 1FN01230 (1FN012)	4,359,818	-	-	4,359,818	-	505,608,165	-	-	-
10/6/2003	TRANS FROM 1FN01230 (1FN012)	2,136,968	-	-	2,136,968	-	507,745,133	-	-	-
10/10/2003	TRANS FROM 1FN01230 (1FN012)	3,271,212	-	-	3,271,212	-	511,016,345	-	-	-
10/14/2003	TRANS FROM 1FN01230 (1FN012)	680,368	-	-	680,368	-	511,696,713	-	-	-
10/17/2003	TRANS TO 1FN01230 (1FN012)	(316,624)	-	-	-	(316,624)	511,380,089	-	-	-
11/18/2003	TRANS TO 1FN01230 (1FN012)	(7,640,784)	-	-	-	(7,640,784)	503,739,305	-	-	-
11/19/2003	TRANS TO 1FN01230 (1FN012)	(5,343,966)	-	-	-	(5,343,966)	498,395,339	-	-	-
11/20/2003	TRANS TO 1FN01230 (1FN012)	(4,885,971)	-	-	-	(4,885,971)	493,509,368	-	-	-
11/21/2003	TRANS TO 1FN01230 (1FN012)	(4,579,536)	-	-	-	(4,579,536)	488,929,832	-	-	-
12/12/2003	TRANS TO 1FN01230 (1FN012)	(329,916)	-	-	-	(329,916)	488,599,916	-	-	-
12/22/2003	TRANS FROM 1FN01230 (1FN012)	8,083,452	-	-	8,083,452	-	496,683,368	-	-	-
1/8/2004	TRANS FROM 1FN01230 (1FN012)	890,072	-	-	890,072	-	497,573,440	-	-	-
1/9/2004	TRANS FROM 1FN01230 (1FN012)	2,155,062	-	-	2,155,062	-	499,728,502	-	-	-
1/15/2004	TRANS FROM 1FN01230 (1FN012)	616,616	-	-	616,616	-	500,345,118	-	-	-
1/22/2004	TRANS FROM 1FN01230 (1FN012)	10,739,925	-	-	10,739,925	-	511,085,043	-	-	-
2/24/2004	TRANS FROM 1FN01230 (1FN012)	6,352,435	-	-	6,352,435	-	517,437,478	-	-	-
4/8/2004	TRANS FROM 1FN01230 (1FN012)	3,437,800	-	-	3,437,800	-	520,875,278	-	-	-
4/19/2004	TRANS TO 1FN01230 (1FN012)	(3,852,430)	-	-	-	(3,852,430)	517,022,848	-	-	-
4/26/2004	TRANS TO 1FN01230 (1FN012)	(9,618,770)	-	-	-	(9,618,770)	507,404,078	-	-	-
5/18/2004	TRANS TO 1FN01230 (1FN012)	(99,542,145)	-	-	-	(99,542,145)	407,861,933	-	-	-
5/24/2004	TRANS FROM 1FN01230 (1FN012)	2,534,880	-	-	2,534,880	-	410,396,813	-	-	-
6/8/2004	TRANS FROM 1FN01230 (1FN012)	11,281,522	-	-	11,281,522	-	421,678,335	-	-	-
6/16/2004	TRANS TO 1FN01230 (1FN012)	(23,618,008)	-	-	-	(23,618,008)	398,060,327	-	-	-
6/18/2004	TRANS FROM 1FN01230 (1FN012)	9,522,049	-	-	9,522,049	-	407,582,376	-	-	-
6/24/2004	TRANS TO 1FN01230 (1FN012)	(892,934)	-	-	-	(892,934)	406,689,442	-	-	-
6/25/2004	TRANS FROM 1FN01230 (1FN012)	1,668,096	-	-	1,668,096	-	408,357,538	-	-	-
8/18/2004	TRANS FROM 1FN01230 (1FN012)	2,743,400	-	-	2,743,400	-	411,100,938	-	-	-
8/19/2004	TRANS TO 1FN01230 (1FN012)	(1,292,976)	-	-	-	(1,292,976)	409,807,962	-	-	-
8/23/2004	TRANS FROM 1FN01230 (1FN012)	23,690,004	-	-	23,690,004	-	433,497,966	-	-	-
9/20/2004	TRANS FROM 1FN01230 (1FN012)	21,179,685	-	-	21,179,685	-	454,677,651	-	-	-
11/4/2004	TRANS FROM 1FN01230 (1FN012)	2,962,832	-	-	2,962,832	-	457,640,483	-	-	-
11/5/2004	TRANS TO 1FN01230 (1FN012)	(112,728)	-	-	-	(112,728)	457,527,755	-	-	-
11/15/2004	TRANS FROM 1FN01230 (1FN012)	42,036,784	-	-	42,036,784	-	499,564,539	-	-	-
12/14/2004	TRANS TO 1FN01230 (1FN012)	(90,648)	-	-	-	(90,648)	499,473,891	-	-	-
12/20/2004	TRANS FROM 1FN01230 (1FN012)	4,430,421	-	-	4,430,421	-	503,904,312	-	-	-
1/28/2005	TRANS TO 1FN01230 (1FN012)	(90,968)	-	-	-	(90,968)	503,813,344	-	-	-
1/28/2005	TRANS FROM 1FN01230 (1FN012)	4,587,226	-	-	4,587,226	-	508,400,570	-	-	-
2/16/2005	TRANS FROM 1FN01230 (1FN012)	58,943,400	-	-	58,943,400	-	567,343,970	-	-	-
3/8/2005	TRANS TO 1FN01230 (1FN012)	(9,874,092)	-	-	-	(9,874,092)	557,469,878	-	-	-
3/14/2005	TRANS TO 1FN01230 (1FN012)	(6,271,556)	-	-	-	(6,271,556)	551,198,322	-	-	-
3/15/2005	TRANS TO 1FN01230 (1FN012)	(4,246,471)	-	-	-	(4,246,471)	546,951,851	-	-	-
3/17/2005	TRANS TO 1FN01230 (1FN012)	(3,328,560)	-	-	-	(3,328,560)	543,623,291	-	-	-
5/20/2005	TRANS FROM 1FN01230 (1FN012)	1,873,088	-	-	1,873,088	-	545,496,379	-	-	-
5/23/2005	TRANS FROM 1FN01230 (1FN012)	7,249,018	-	-	7,249,018	-	552,745,397	-	-	-
6/24/2005	TRANS TO 1FN01230 (1FN012)	(232,432)	-	-	-	(232,432)	552,512,965	-	-	-
6/27/2005	TRANS TO 1FN01230 (1FN012)	(10,030,316)	-	-	-	(10,030,316)	542,482,649	-	-	-
6/28/2005	TRANS TO 1FN01230 (1FN012)	(8,731,968)	-	-	-	(8,731,968)	533,750,681	-	-	-
9/8/2005	TRANS TO 1FN01230 (1FN012)	(470,608)	-	-	-	(470,608)	533,280,073	-	-	-
9/9/2005	TRANS FROM 1FN01230 (1FN012)	1,678,644	-	-	1,678,644	-	534,958,717	-	-	-
9/13/2005	TRANS FROM 1FN01230 (1FN012)	1,354,848	-	-	1,354,848	-	536,313,565	-	-	-
9/19/2005	TRANS TO 1FN01230 (1FN012)	(1,948,164)	-	-	-	(1,948,164)	534,365,401	-	-	-
9/22/2005	TRANS TO 1FN01230 (1FN012)	(10,720,645)	-	-	-	(10,720,645)	523,644,756	-	-	-
9/23/2005	TRANS TO 1FN01230 (1FN012)	(16,778,475)	-	-	-	(16,778,475)	506,866,281	-	-	-
9/27/2005	TRANS TO 1FN01230 (1FN012)	(11,399,736)	-	-	-	(11,399,736)	495,466,545	-	-	-

BLMIS ACCOUNT NO. 1FN069 - FAIRFIELD SENTRY LIMITED C/O FAIRFIELD GREENWICH GROUP 55 EAST 52ND STREET 33RD FL

Column 1	Column 2	Column 3	Column 4	Column 5	Column 6	Column 7	Column 8	Column 9	Column 10	Column 11
Date	Transaction Description	Transaction Amount Reported in Customer Statement	Cash Deposits	Cash Withdrawals	Transfers of Principal In	Transfers of Principal Out	Balance of Principal	Preference Period Initial Transfers	Two Year Initial Transfers	Six Year Initial Transfers
10/7/2005	TRANS TO 1FN01230 (1FN012)	(3,035,448)	-	-	-	(3,035,448)	492,431,097	-	-	-
10/11/2005	TRANS TO 1FN01230 (1FN012)	(927,968)	-	-	-	(927,968)	491,503,129	-	-	-
10/14/2005	TRANS FROM 1FN01230 (1FN012)	107,160	-	-	107,160	-	491,610,289	-	-	-
10/17/2005	TRANS TO 1FN01230 (1FN012)	(2,661,812)	-	-	-	(2,661,812)	488,948,477	-	-	-
10/21/2005	TRANS TO 1FN01230 (1FN012)	(11,377,356)	-	-	-	(11,377,356)	477,571,121	-	-	-
11/17/2005	TRANS FROM 1FN01230 (1FN012)	635,694	-	-	635,694	-	478,206,815	-	-	-
11/17/2005	TRANS FROM 1FN01230 (1FN012)	33,005,044	-	-	33,005,044	-	511,211,859	-	-	-
12/16/2005	TRANS FROM 1FN01230 (1FN012)	32,110,560	-	-	32,110,560	-	543,322,419	-	-	-
12/19/2005	TRANS FROM 1FN01230 (1FN012)	8,333,073	-	-	8,333,073	-	551,655,492	-	-	-
1/10/2006	TRANS TO 1FN01230 (1FN012)	(3,584,938)	-	-	-	(3,584,938)	548,070,554	-	-	-
1/11/2006	TRANS FROM 1FN01230 (1FN012)	1,234,334	-	-	1,234,334	-	549,304,888	-	-	-
1/13/2006	TRANS FROM 1FN01230 (1FN012)	3,297	-	-	3,297	-	549,308,185	-	-	-
1/23/2006	TRANS TO 1FN01230 (1FN012)	(13,497,124)	-	-	-	(13,497,124)	535,811,061	-	-	-
1/31/2006	TRANS TO 1FN01230 (1FN012)	(6,452,192)	-	-	-	(6,452,192)	529,358,869	-	-	-
2/16/2006	TRANS TO 1FN01230 (1FN012)	(14,685,664)	-	-	-	(14,685,664)	514,673,205	-	-	-
3/8/2006	TRANS TO 1FN01230 (1FN012)	(4,195,904)	-	-	-	(4,195,904)	510,477,301	-	-	-
3/10/2006	TRANS TO 1FN01230 (1FN012)	(34,176)	-	-	-	(34,176)	510,443,125	-	-	-
3/16/2006	TRANS FROM 1FN01230 (1FN012)	886,512	-	-	886,512	-	511,329,637	-	-	-
3/27/2006	TRANS FROM 1FN01230 (1FN012)	7,019,942	-	-	7,019,942	-	518,349,579	-	-	-
3/28/2006	TRANS FROM 1FN01230 (1FN012)	7,394,926	-	-	7,394,926	-	525,744,505	-	-	-
3/29/2006	TRANS FROM 1FN01230 (1FN012)	6,928,176	-	-	6,928,176	-	532,672,681	-	-	-
3/30/2006	TRANS FROM 1FN01230 (1FN012)	2,955,558	-	-	2,955,558	-	535,628,239	-	-	-
4/5/2006	TRANS FROM 1FN01230 (1FN012)	3,410,568	-	-	3,410,568	-	539,038,807	-	-	-
4/6/2006	TRANS FROM 1FN01230 (1FN012)	3,601,568	-	-	3,601,568	-	542,640,375	-	-	-
4/7/2006	TRANS FROM 1FN01230 (1FN012)	3,121,480	-	-	3,121,480	-	545,761,855	-	-	-
4/13/2006	TRANS TO 1FN01230 (1FN012)	(757,134)	-	-	-	(757,134)	545,004,721	-	-	-
4/21/2006	TRANS TO 1FN01230 (1FN012)	(27,818,065)	-	-	-	(27,818,065)	517,186,656	-	-	-
5/4/2006	TRANS FROM 1FN01230 (1FN012)	68,586 ^[3]	-	-	-	-	517,186,656	-	-	-
5/10/2006	TRANS FROM 1FN01230 (1FN012)	10,342,130 ^[3]	-	-	-	-	517,186,656	-	-	-
5/19/2006	TRANS FROM 1FN01230 (1FN012)	879,244 ^[3]	-	-	-	-	517,186,656	-	-	-
5/22/2006	TRANS TO 1FN01230 (1FN012)	(34,366,972)	-	-	-	(34,366,972)	482,819,684	-	-	-
6/15/2006	TRANS TO 1FN01230 (1FN012)	(22,017,300)	-	-	-	(22,017,300)	460,802,384	-	-	-
6/16/2006	TRANS TO 1FN01230 (1FN012)	(33,017,592)	-	-	-	(33,017,592)	427,784,792	-	-	-
6/19/2006	TRANS TO 1FN01230 (1FN012)	(33,404,902)	-	-	-	(33,404,902)	394,379,890	-	-	-
7/14/2006	TRANS FROM 1FN01230 (1FN012)	2,734,112	-	-	2,734,112	-	397,114,002	-	-	-
7/21/2006	TRANS TO 1FN01230 (1FN012)	(19,839,884)	-	-	-	(19,839,884)	377,274,118	-	-	-
8/17/2006	TRANS FROM 1FN01230 (1FN012)	38,509,970	-	-	38,509,970	-	415,784,088	-	-	-
9/15/2006	TRANS FROM 1FN01230 (1FN012)	24,585,620	-	-	24,585,620	-	440,369,708	-	-	-
9/26/2006	TRANS FROM 1FN01230 (1FN012)	9,592,330	-	-	9,592,330	-	449,962,038	-	-	-
9/27/2006	TRANS FROM 1FN01230 (1FN012)	4,950,880	-	-	4,950,880	-	454,912,918	-	-	-
10/26/2006	TRANS FROM 1FN01230 (1FN012)	3,616,086	-	-	3,616,086	-	458,529,004	-	-	-
10/27/2006	TRANS FROM 1FN01230 (1FN012)	778,700	-	-	778,700	-	459,307,704	-	-	-
10/30/2006	TRANS TO 1FN01230 (1FN012)	(933,300)	-	-	-	(933,300)	458,374,404	-	-	-
11/20/2006	TRANS FROM 1FN01230 (1FN012)	15,321,987	-	-	15,321,987	-	473,696,391	-	-	-
11/30/2006	TRANS TO 1FN01230 (1FN012)	(4,080)	-	-	-	(4,080)	473,692,311	-	-	-
12/26/2006	TRANS FROM 1FN01230 (1FN012)	17,335,418	-	-	17,335,418	-	491,027,729	-	-	-
12/27/2006	TRANS FROM 1FN01230 (1FN012)	8,941,332	-	-	8,941,332	-	499,969,061	-	-	-
12/28/2006	TRANS FROM 1FN01230 (1FN012)	4,950,288	-	-	4,950,288	-	504,919,349	-	-	-
2/16/2007	TRANS FROM 1FN01230 (1FN012)	1,917,300	-	-	1,917,300	-	506,836,649	-	-	-
2/20/2007	TRANS FROM 1FN01230 (1FN012)	1,395,070	-	-	1,395,070	-	508,231,719	-	-	-
2/22/2007	TRANS FROM 1FN01230 (1FN012)	2,281,635	-	-	2,281,635	-	510,513,354	-	-	-
2/23/2007	TRANS FROM 1FN01230 (1FN012)	1,008,928	-	-	1,008,928	-	511,522,282	-	-	-
3/9/2007	TRANS TO 1FN01230 (1FN012)	(92,721,384)	-	-	-	(92,721,384)	418,800,898	-	-	-
3/12/2007	TRANS TO 1FN01230 (1FN012)	(22,235,796)	-	-	-	(22,235,796)	396,565,102	-	-	-
3/19/2007	TRANS TO 1FN01230 (1FN012)	(17,581,608)	-	-	-	(17,581,608)	378,983,494	-	-	-
3/20/2007	TRANS FROM 1FN01230 (1FN012)	12,165,052	-	-	12,165,052	-	391,148,546	-	-	-
3/26/2007	TRANS FROM 1FN01230 (1FN012)	31,851,227	-	-	31,851,227	-	422,999,773	-	-	-
3/27/2007	TRANS TO 1FN01230 (1FN012)	(3,716,001)	-	-	-	(3,716,001)	419,283,772	-	-	-
3/28/2007	TRANS TO 1FN01230 (1FN012)	(3,516,480)	-	-	-	(3,516,480)	415,767,292	-	-	-
4/19/2007	TRANS FROM 1FN01230 (1FN012)	1,128,240	-	-	1,128,240	-	416,895,532	-	-	-

BLMIS ACCOUNT NO. 1FN069 - FAIRFIELD SENTRY LIMITED C/O FAIRFIELD GREENWICH GROUP 55 EAST 52ND STREET 33RD FL

Column 1	Column 2	Column 3	Column 4	Column 5	Column 6	Column 7	Column 8	Column 9	Column 10	Column 11
Date	Transaction Description	Transaction Amount Reported in Customer Statement	Cash Deposits	Cash Withdrawals	Transfers of Principal In	Transfers of Principal Out	Balance of Principal	Preference Period Initial Transfers	Two Year Initial Transfers	Six Year Initial Transfers
4/20/2007	TRANS FROM 1FN01230 (1FN012)	1,334,235	-	-	1,334,235	-	418,229,767	-	-	-
4/25/2007	TRANS TO 1FN01230 (1FN012)	(11,421,944)	-	-	-	(11,421,944)	406,807,823	-	-	-
5/21/2007	TRANS FROM 1FN01230 (1FN012)	37,493,232	-	-	37,493,232	-	444,301,055	-	-	-
6/15/2007	TRANS FROM 1FN01230 (1FN012)	4,647,552	-	-	4,647,552	-	448,948,607	-	-	-
6/21/2007	TRANS TO 1FN01230 (1FN012)	(14,977,242)	-	-	-	-	448,948,607	-	-	-
6/21/2007	TRANS FROM 1FN01230 (1FN012)	14,977,242	-	-	14,977,242	-	463,925,849	-	-	-
6/21/2007	CXL TRANS TO 1FN01230 (1FN012)	14,977,242	-	-	-	-	463,925,849	-	-	-
6/22/2007	TRANS FROM 1FN01230 (1FN012)	10,313,424	-	-	10,313,424	-	474,239,273	-	-	-
6/25/2007	TRANS FROM 1FN01230 (1FN012)	13,833,270	-	-	13,833,270	-	488,072,543	-	-	-
8/6/2007	TRANS FROM 1FN01230 (1FN012)	5,453,034	-	-	5,453,034	-	493,525,577	-	-	-
8/21/2007	TRANS TO 1FN01230 (1FN012)	(45,035,873)	-	-	-	(45,035,873)	448,489,704	-	-	-
9/14/2007	TRANS TO 1FN01230 (1FN012)	(4,242,624)	-	-	-	(4,242,624)	444,247,080	-	-	-
9/17/2007	TRANS FROM 1FN01230 (1FN012)	2,942,534	-	-	2,942,534	-	447,189,614	-	-	-
9/18/2007	TRANS TO 1FN01230 (1FN012)	(3,268,762)	-	-	-	(3,268,762)	443,920,852	-	-	-
9/24/2007	TRANS FROM 1FN01230 (1FN012)	42,476,389	-	-	42,476,389	-	486,397,241	-	-	-
9/25/2007	TRANS FROM 1FN01230 (1FN012)	30,404,772	-	-	30,404,772	-	516,802,013	-	-	-
9/26/2007	TRANS FROM 1FN01230 (1FN012)	28,915,450	-	-	28,915,450	-	545,717,463	-	-	-
10/31/2007	TRANS TO 1FN01230 (1FN012)	(470,972)	-	-	-	(470,972)	545,246,491	-	-	-
11/7/2007	TRANS FROM 1FN01230 (1FN012)	6,333,334	-	-	6,333,334	-	551,579,825	-	-	-
11/8/2007	TRANS TO 1FN01230 (1FN012)	(21,057,406)	-	-	-	(21,057,406)	530,522,419	-	-	-
11/15/2007	TRANS FROM 1FN01230 (1FN012)	5,374,844	-	-	5,374,844	-	535,897,263	-	-	-
11/21/2007	TRANS TO 1FN01230 (1FN012)	(5,214,610)	-	-	-	(5,214,610)	530,682,653	-	-	-
11/29/2007	TRANS FROM 1FN01230 (1FN012)	24,491,805	-	-	24,491,805	-	555,174,458	-	-	-
11/30/2007	TRANS TO 1FN01230 (1FN012)	(79,064,709)	-	-	-	(79,064,709)	476,109,749	-	-	-
12/11/2007	TRANS FROM 1FN01230 (1FN012)	(1,702,722)	-	-	-	-	476,109,749	-	-	-
12/11/2007	TRANS FROM 1FN01230 (1FN012)	1,702,722	-	-	1,702,722	-	477,812,471	-	-	-
12/11/2007	CANCEL TRANS FROM 1FN01230 (1FN012)	1,702,722	-	-	-	-	477,812,471	-	-	-
12/20/2007	TRANS TO 1FN01230 (1FN012)	(12,326,748)	-	-	-	(12,326,748)	465,485,723	-	-	-
1/28/2008	TRANS FROM 1FN01230 (1FN012)	7,077,370	-	-	7,077,370	-	472,563,093	-	-	-
2/20/2008	TRANS FROM 1FN01230 (1FN012)	32,855,870	-	-	32,855,870	-	505,418,963	-	-	-
2/21/2008	TRANS TO 1FN01230 (1FN012)	(7,217,980)	-	-	-	(7,217,980)	498,200,983	-	-	-
3/17/2008	TRANS TO 1FN01230 (1FN012)	(29,246,880)	-	-	-	(29,246,880)	468,954,103	-	-	-
4/4/2008	TRANS FROM 1FN01230 (1FN012)	18,562,670	-	-	18,562,670	-	487,516,773	-	-	-
4/7/2008	TRANS TO 1FN01230 (1FN012)	(36,640,730)	-	-	-	(36,640,730)	450,876,043	-	-	-
4/23/2008	TRANS FROM 1FN01230 (1FN012)	84,280	-	-	84,280	-	450,960,323	-	-	-
5/9/2008	TRANS FROM 1FN01230 (1FN012)	881,140	-	-	881,140	-	451,841,463	-	-	-
5/16/2008	TRANS FROM 1FN01230 (1FN012)	22,355,270	-	-	22,355,270	-	474,196,733	-	-	-
5/19/2008	TRANS TO 1FN01230 (1FN012)	(12,278,930)	-	-	-	(12,278,930)	461,917,803	-	-	-
5/27/2008	TRANS FROM 1FN01230 (1FN012)	18,119,599	-	-	18,119,599	-	480,037,402	-	-	-
5/28/2008	TRANS TO 1FN01230 (1FN012)	(57,883,559)	-	-	-	(57,883,559)	422,153,843	-	-	-
7/21/2008	TRANS FROM 1FN01230 (1FN012)	13,277,313	-	-	13,277,313	-	435,431,156	-	-	-
7/22/2008	TRANS TO 1FN01230 (1FN012)	(31,153,617)	-	-	-	(31,153,617)	404,277,539	-	-	-
7/23/2008	TRANS FROM 1FN01230 (1FN012)	38,922,534	-	-	38,922,534	-	443,200,073	-	-	-
8/8/2008	TRANS FROM 1FN01230 (1FN012)	20,812,383	-	-	20,812,383	-	464,012,456	-	-	-
8/11/2008	TRANS TO 1FN01230 (1FN012)	(38,948,517)	-	-	-	(38,948,517)	425,063,939	-	-	-
8/13/2008	TRANS FROM 1FN01230 (1FN012)	3,738,696	-	-	3,738,696	-	428,802,635	-	-	-
8/18/2008	TRANS FROM 1FN01230 (1FN012)	26,006,133	-	-	26,006,133	-	454,808,768	-	-	-
9/10/2008	TRANS FROM 1FN01230 (1FN012)	4,024,396	-	-	4,024,396	-	458,833,164	-	-	-
9/11/2008	TRANS TO 1FN01230 (1FN012)	(19,324,694)	-	-	-	(19,324,694)	439,508,470	-	-	-
9/15/2008	TRANS TO 1FN01230 (1FN012)	(57,001,728)	-	-	-	(57,001,728)	382,506,742	-	-	-
9/19/2008	TRANS TO 1FN01230 (1FN012)	(56,776,950)	-	-	-	(56,776,950)	325,729,792	-	-	-
11/6/2008	TRANS FROM 1FN01230 (1FN012)	578,138	-	-	578,138	-	326,307,930	-	-	-
11/7/2008	TRANS TO 1FN01230 (1FN012)	(14,881,874)	-	-	-	(14,881,874)	311,426,056	-	-	-
11/10/2008	TRANS FROM 1FN01230 (1FN012)	9,848,202	-	-	9,848,202	-	321,274,258	-	-	-
11/19/2008	TRANS TO 1FN01230 (1FN012)	(295,937,598)	-	-	-	(295,937,598)	25,336,660	-	-	-
11/25/2008	TRANS TO 1FN01230 (1FN012)	(11,384,758)	-	-	-	(11,384,758)	13,951,902	-	-	-
	Total:		\$ 15,000,000	\$ -	\$ 2,377,375,418	\$ (2,378,423,515)	\$ 13,951,902	\$ -	\$ -	\$ -

⁽¹⁾ Although BLMIS statements reflect that a larger transfer was made out of the account on this date, a portion of the "transferred" funds consisted of fictitious profits which were never achieved and thus could not have been transferred. Accordingly, only the actual transfer in the account was transferred out of the account on this date.

BLMIS ACCOUNT NO. 1FN069 - FAIRFIELD SENTRY LIMITED C/O FAIRFIELD GREENWICH GROUP 55 EAST 52ND STREET 33RD FL

Column 1	Column 2	Column 3	Column 4	Column 5	Column 6	Column 7	Column 8	Column 9	Column 10	Column 11
<u>Date</u>	<u>Transaction Description</u>	<u>Transaction Amount Reported in Customer Statement</u>	<u>Cash Deposits</u>	<u>Cash Withdrawals</u>	<u>Transfers of Principal In</u>	<u>Transfers of Principal Out</u>	<u>Balance of Principal</u>	<u>Preference Period Initial Transfers</u>	<u>Two Year Initial Transfers</u>	<u>Six Year Initial Transfers</u>

the principal remaining in the account was transferred out of the account on this date.

^[2] Although BLMIS statements reflect that funds were transferred out of this account on this date, these funds consisted entirely of fictitious profits which were never achieved and thus no funds were actually transferred out of the account on this date. Accordingly, the account balance has remained unchanged.

^[3] Although BLMIS statements reflect that funds were transferred into this account on this date, these funds consisted entirely of fictitious profits which were never achieved and thus no funds were actually transferred into the account on this date. Accordingly, the account balance has remained unchanged.

BLMIS ACCOUNT NO. 1FN070 - FAIRFIELD SENTRY LIMITED C/O FAIRFIELD GREENWICH GROUP 55 EAST 52ND STREET 33RD FL

Column 1	Column 2	Column 3	Column 4	Column 5	Column 6	Column 7	Column 8	Column 9	Column 10	Column 11
Date	Transaction Description	Transaction Amount Reported in Customer Statement	Cash Deposits	Cash Withdrawals	Transfers of Principal In	Transfers of Principal Out	Balance of Principal	Preference Period Initial Transfers	Two Year Initial Transfers	Six Year Initial Transfers
1/31/1995	TRANS FROM 1FN04530 (1FN045)	1,249,275	-	-	1,249,275	-	1,249,275	-	-	-
2/28/1995	TRANS FROM 1FN04530 (1FN045)	1,376,200	-	-	1,376,200	-	2,625,475	-	-	-
3/31/1995	TRANS FROM 1FN04530 (1FN045)	1,692,380	-	-	1,692,380	-	4,317,855	-	-	-
4/28/1995	TRANS FROM 1FN04530 (1FN045)	4,362,250	-	-	4,362,250	-	8,680,105	-	-	-
5/31/1995	TRANS FROM 1FN04530 (1FN045)	2,204,436	-	-	2,204,436	-	10,884,541	-	-	-
6/30/1995	TRANS FROM 1FN04530 (1FN045)	3,460,484	-	-	3,460,484	-	14,345,025	-	-	-
7/31/1995	TRANS FROM 1FN045-30 (1FN045)	1,066,657	-	-	1,066,657	-	15,411,682	-	-	-
8/28/1995	TRANS TO 1FN04530 (1FN045)	(5,762)	-	-	-	(5,762)	15,405,919	-	-	-
9/29/1995	TRANS FROM 1FN04530 (1FN045)	2,301,677	-	-	2,301,677	-	17,707,596	-	-	-
10/27/1995	TRANS FROM 1FN04530 (1FN045)	261,954	-	-	261,954	-	17,969,550	-	-	-
11/24/1995	TRANS FROM 1FN04530 (1FN045)	471,634	-	-	471,634	-	18,441,184	-	-	-
12/29/1995	TRANS FROM 1FN04530 (1FN045)	5,577,776	-	-	5,577,776	-	24,018,960	-	-	-
1/31/1996	TRANS FROM 1FN04530 (1FN045)	71,650	-	-	71,650	-	24,090,610	-	-	-
2/29/1996	TRANS FROM 1FN04530 (1FN045)	7,585,905	-	-	7,585,905	-	31,676,515	-	-	-
3/29/1996	TRANS TO 1FN04530 (1FN045)	(1,828,882)	-	-	-	(1,828,882)	29,847,633	-	-	-
4/30/1996	TRANS TO 1FN04530 (1FN045)	(868,793)	-	-	-	(868,793)	28,978,840	-	-	-
5/31/1996	TRANS TO 1FN04530 (1FN045)	(1,758,480)	-	-	-	(1,758,480)	27,220,360	-	-	-
6/28/1996	TRANS TO 1FN04530 (1FN045)	(70,676)	-	-	-	(70,676)	27,149,684	-	-	-
7/31/1996	TRANS TO 1FN04530 (1FN045)	(7,437,859)	-	-	-	(7,437,859)	19,711,826	-	-	-
8/30/1996	TRANS FROM 1FN04530 (1FN045)	4,182,376	-	-	4,182,376	-	23,894,202	-	-	-
9/30/1996	TRANS FROM 1FN04530 (1FN045)	3,647,768	-	-	3,647,768	-	27,541,970	-	-	-
10/31/1996	TRANS FROM 1FN04530 (1FN045)	1,122,735	-	-	1,122,735	-	28,664,705	-	-	-
11/29/1996	TRANS FROM 1FN04530 (1FN045)	3,870,921	-	-	3,870,921	-	32,535,625	-	-	-
12/31/1996	TRANS FROM 1FN04530 (1FN045)	680,538	-	-	680,538	-	33,216,163	-	-	-
1/31/1997	TRANS FROM 1FN04530 (1FN045)	4,183,823	-	-	4,183,823	-	37,399,986	-	-	-
2/28/1997	TRANS FROM 1FN04530 (1FN045)	3,551,975	-	-	3,551,975	-	40,951,961	-	-	-
3/31/1997	TRANS TO 1FN04530 (1FN045)	(2,325,993)	-	-	-	(2,325,993)	38,625,968	-	-	-
4/30/1997	TRANS TO 1FN04530 (1FN045)	(9,453,364)	-	-	-	(9,453,364)	29,172,604	-	-	-
5/30/1997	TRANS FROM 1FN04530 (1FN045)	3,326,923	-	-	3,326,923	-	32,499,527	-	-	-
6/30/1997	TRANS FROM 1FN04530 (1FN045)	4,080,019	-	-	4,080,019	-	36,579,546	-	-	-
7/31/1997	TRANS FROM 1FN04530 (1FN045)	6,006,758	-	-	6,006,758	-	42,586,304	-	-	-
8/29/1997	TRANS TO 1FN04530 (1FN045)	(92,008)	-	-	-	(92,008)	42,494,296	-	-	-
9/30/1997	TRANS FROM 1FN04530 (1FN045)	428,150	-	-	428,150	-	42,922,446	-	-	-
10/31/1997	TRANS TO 1FN04530 (1FN045)	(1,887,720)	-	-	-	(1,887,720)	41,034,726	-	-	-
11/28/1997	TRANS FROM 1FN04530 (1FN045)	6,228,887	-	-	6,228,887	-	47,263,613	-	-	-
12/31/1997	TRANS TO 1FN04530 (1FN045)	(4,341,967)	-	-	-	(4,341,967)	42,921,646	-	-	-
1/30/1998	TRANS TO 1FN04530 (1FN045)	(1,791,004)	-	-	-	(1,791,004)	41,130,643	-	-	-
2/27/1998	TRANS FROM 1FN04530 (1FN045)	24,281,577	-	-	24,281,577	-	65,412,220	-	-	-
3/31/1998	TRANS FROM 1FN04530 (1FN045)	4,492,195	-	-	4,492,195	-	69,904,414	-	-	-
4/30/1998	TRANS FROM 1FN04530 (1FN045)	16,869,760	-	-	16,869,760	-	86,774,174	-	-	-
5/27/1998	TRANS TO 1FN04530 (1FN045)	(2,204,588)	-	-	-	(2,204,588)	84,569,586	-	-	-
5/29/1998	TRANS FROM 1FN04530 (1FN045)	32,916	-	-	32,916	-	84,602,502	-	-	-
6/29/1998	TRANS TO 1FN04530 (1FN045)	(8,041,000)	-	-	-	(8,041,000)	76,561,502	-	-	-
7/29/1998	TRANS FROM 1FN04530 (1FN045)	51,013,560	-	-	51,013,560	-	127,575,062	-	-	-
8/31/1998	TRANS FROM 1FN04530 (1FN045)	1,583,810	-	-	1,583,810	-	129,158,872	-	-	-
9/30/1998	TRANS TO 1FN04530 (1FN045)	(68,294,974)	-	-	-	(68,294,974)	60,863,898	-	-	-
11/30/1998	TRANS FROM 1FN04530 (1FN045)	45,133,096	-	-	45,133,096	-	105,996,994	-	-	-
12/31/1998	TRANS TO 1FN04530 (1FN045)	(6,598,356)	-	-	-	(6,598,356)	99,398,638	-	-	-
1/29/1999	TRANS FROM 1FN04530 (1FN045)	161,399	-	-	161,399	-	99,560,037	-	-	-
2/24/1999	TRANS TO 1FN04530 (1FN045)	(10,852,082)	-	-	-	(10,852,082)	88,707,955	-	-	-
3/8/1999	TRANS TO 1FN04530 (1FN045)	(377,252)	-	-	-	(377,252)	88,330,703	-	-	-
3/10/1999	TRANS FROM 1FN04530 (1FN045)	2,236,948	-	-	2,236,948	-	90,567,651	-	-	-
3/11/1999	TRANS TO 1FN04530 (1FN045)	(2,198,048)	-	-	-	(2,198,048)	88,369,603	-	-	-
3/26/1999	TRANS FROM 1FN04530 (1FN045)	27,692,044	-	-	27,692,044	-	116,061,646	-	-	-
4/22/1999	TRANS FROM 1FN04530 (1FN045)	475,508	-	-	475,508	-	116,537,154	-	-	-
4/30/1999	TRANS FROM 1FN04530 (1FN045)	3,067,262	-	-	3,067,262	-	119,604,416	-	-	-
5/7/1999	TRANS TO 1FN04530 (1FN045)	(5,553,562)	-	-	-	(5,553,562)	114,050,854	-	-	-
5/13/1999	TRANS FROM 1FN04530 (1FN045)	887,603	-	-	887,603	-	114,938,457	-	-	-
5/26/1999	TRANS TO 1FN04530 (1FN045)	(4,387,293)	-	-	-	(4,387,293)	110,551,165	-	-	-
6/14/1999	CHECK WIRE	10,000,000	10,000,000	-	-	-	120,551,165	-	-	-
6/15/1999	TRANS TO 1FN04530 (1FN045)	(10,000,000)	-	-	-	(10,000,000)	110,551,165	-	-	-

BLMIS ACCOUNT NO. 1FN070 - FAIRFIELD SENTRY LIMITED C/O FAIRFIELD GREENWICH GROUP 55 EAST 52ND STREET 33RD FL

Column 1	Column 2	Column 3	Column 4	Column 5	Column 6	Column 7	Column 8	Column 9	Column 10	Column 11
Date	Transaction Description	Transaction Amount Reported in Customer Statement	Cash Deposits	Cash Withdrawals	Transfers of Principal In	Transfers of Principal Out	Balance of Principal	Preference Period Initial Transfers	Two Year Initial Transfers	Six Year Initial Transfers
6/30/1999	TRANS FROM 1FN04530 (1FN045)	14,364,776	-	-	14,364,776	-	124,915,941	-	-	-
7/28/1999	TRANS FROM 1FN04530 (1FN045)	34,926,904	-	-	34,926,904	-	159,842,845	-	-	-
7/30/1999	TRANS FROM 1FN04530 (1FN045)	431,292	-	-	431,292	-	160,274,137	-	-	-
8/30/1999	TRANS FROM 1FN04530 (1FN045)	8,332,720	-	-	8,332,720	-	168,606,857	-	-	-
9/30/1999	TRANS TO 1FN04530 (1FN045)	(6,330,788)	-	-	-	(6,330,788)	162,276,069	-	-	-
10/18/1999	TRANS TO 1FN04530 (1FN045)	(75,458,175)	-	-	-	(75,458,175)	86,817,894	-	-	-
11/10/1999	TRANS FROM 1FN04530 (1FN045)	175,338	-	-	175,338	-	86,993,232	-	-	-
11/18/1999	TRANS TO 1FN04530 (1FN045)	(827,544)	-	-	-	(827,544)	86,165,688	-	-	-
11/22/1999	TRANS TO 1FN04530 (1FN045)	(1,018,419)	-	-	-	(1,018,419)	85,147,269	-	-	-
11/29/1999	TRANS FROM 1FN04530 (1FN045)	30,027,250	-	-	30,027,250	-	115,174,519	-	-	-
1/25/2000	TRANS FROM 1FN04530 (1FN045)	14,403,016	-	-	14,403,016	-	129,577,535	-	-	-
2/25/2000	TRANS TO 1FN04530 (1FN045)	(82,774,692)	-	-	-	(82,774,692)	46,802,843	-	-	-
3/14/2000	TRANS TO 1FN04530 (1FN045)	(9,473,827)	-	-	-	(9,473,827)	37,329,016	-	-	-
3/28/2000	TRANS FROM 1FN04530 (1FN045)	41,062,072	-	-	41,062,072	-	78,391,088	-	-	-
4/20/2000	TRANS TO 1FN04530 (1FN045)	(23,687,730)	-	-	-	(23,687,730)	54,703,358	-	-	-
5/11/2000	TRANS TO 1FN04530 (1FN045)	(19,885,524)	-	-	-	(19,885,524)	34,817,834	-	-	-
5/24/2000	TRANS TO 1FN04530 (1FN045)	(1,858,970)	-	-	-	(1,858,970)	32,958,865	-	-	-
6/19/2000	TRANS FROM 1FN04530 (1FN045)	2,174,646	-	-	2,174,646	-	35,133,511	-	-	-
7/31/2000	TRANS TO 1FN04530 (1FN045)	(6,258,353)	-	-	-	(6,258,353)	28,875,157	-	-	-
8/15/2000	TRANS TO 1FN04530 (1FN045)	(322,414)	-	-	-	(322,414)	28,552,744	-	-	-
9/14/2000	TRANS FROM 1FN04530 (1FN045)	96,815	-	-	96,815	-	28,649,558	-	-	-
9/18/2000	TRANS TO 1FN04530 (1FN045)	(22,063,234)	-	-	-	(22,063,234)	6,586,325	-	-	-
9/29/2000	TRANS FROM 1FN04530 (1FN045)	10	-	-	10	-	6,586,335	-	-	-
10/16/2000	TRANS TO 1FN04530 (1FN045)	(126,650,554) ^[1]	-	-	-	(6,586,335)	-	-	-	-
10/31/2000	TRANS FROM 1FN04530 (1FN045)	9,919,992	-	-	9,919,992	-	9,919,992	-	-	-
11/30/2000	TRANS TO 1FN04530 (1FN045)	(444,510)	-	-	-	(444,510)	9,475,482	-	-	-
12/29/2000	TRANS TO 1FN04530 (1FN045)	(8,653,884)	-	-	-	(8,653,884)	821,598	-	-	-
1/30/2001	TRANS TO 1FN04530 (1FN045)	(2,375,234) ^[1]	-	-	-	(821,598)	-	-	-	-
2/23/2001	TRANS TO 1FN04530 (1FN045)	(44,625,508) ^[2]	-	-	-	-	-	-	-	-
3/30/2001	TRANS TO 1FN04530 (1FN045)	(34,941,619) ^[2]	-	-	-	-	-	-	-	-
4/25/2001	TRANS FROM 30 ACCT (1FN045)	79,636,436	-	-	79,636,436	-	79,636,436	-	-	-
6/29/2001	TRANS TO 1FN04530 (1FN045)	(3,343,654)	-	-	-	(3,343,654)	76,292,782	-	-	-
7/25/2001	TRANS TO 1FN04530 (1FN045)	(15,298,179)	-	-	-	(15,298,179)	60,994,603	-	-	-
8/31/2001	TRANS FROM 1FN04530 (1FN045)	13,323,140	-	-	13,323,140	-	74,317,743	-	-	-
9/28/2001	TRANS TO 1FN04530 (1FN045)	(238,964,272) ^[1]	-	-	-	(74,317,743)	-	-	-	-
10/31/2001	TRANS FROM 1FN04530 (1FN045)	99,528,972	-	-	99,528,972	-	99,528,972	-	-	-
11/26/2001	TRANS FROM 1FN04530 (1FN045)	81,219,230	-	-	81,219,230	-	180,748,202	-	-	-
12/28/2001	TRANS TO 1FN04530 (1FN045)	(2,651,946)	-	-	-	(2,651,946)	178,096,256	-	-	-
1/31/2002	TRANS TO 1FN04530 (1FN045)	(40,708,836)	-	-	-	(40,708,836)	137,387,420	-	-	-
2/21/2002	TRANS TO 1FN04530 (1FN045)	(33,292,967)	-	-	-	(33,292,967)	104,094,453	-	-	-
2/28/2002	TRANS FROM 1FN04530 (1FN045)	3,425,696	-	-	3,425,696	-	107,520,149	-	-	-
3/25/2002	TRANS FROM 1FN04530 (1FN045)	65,122,070	-	-	65,122,070	-	172,642,219	-	-	-
4/12/2002	TRANS TO 1FN04530 (1FN045)	(49,242,954)	-	-	-	(49,242,954)	123,399,265	-	-	-
4/23/2002	TRANS TO 1FN04530 (1FN045)	(56,064,462)	-	-	-	(56,064,462)	67,334,803	-	-	-
5/29/2002	TRANS FROM 1FN04530 (1FN045)	46,500,011	-	-	46,500,011	-	113,834,814	-	-	-
6/28/2002	TRANS FROM 1FN04530 (1FN045)	2,494,588	-	-	2,494,588	-	116,329,402	-	-	-
7/17/2002	TRANS TO 1FN04530 (1FN045)	(22,672,052)	-	-	-	(22,672,052)	93,657,350	-	-	-
7/31/2002	TRANS FROM 1FN04530 (1FN045)	11,434,184	-	-	11,434,184	-	105,091,534	-	-	-
8/21/2002	TRANS FROM 1FN04530 (1FN045)	217,941,363	-	-	217,941,363	-	323,032,897	-	-	-
10/29/2002	TRANS FROM 1FN04530 (1FN045)	38,357,496	-	-	38,357,496	-	361,390,393	-	-	-
11/18/2002	TRANS FROM 1FN04530 (1FN045)	11,130,830	-	-	11,130,830	-	372,521,223	-	-	-
1/22/2003	TRANS TO 1FN04530 (1FN045)	(16,339,217)	-	-	-	(16,339,217)	356,182,006	-	-	-
2/24/2003	TRANS TO 1FN04530 (1FN045)	(110,293,149)	-	-	-	(110,293,149)	245,888,857	-	-	-
3/18/2003	TRANS TO 1FN04530 (1FN045)	(1,804,150)	-	-	-	(1,804,150)	244,084,707	-	-	-
3/24/2003	TRANS FROM 1FN04530 (1FN045)	146,512,229	-	-	146,512,229	-	390,596,936	-	-	-
5/9/2003	TRANS FROM 1FN04530 (1FN045)	2,963,200	-	-	2,963,200	-	393,560,136	-	-	-
5/21/2003	TRANS FROM 1FN04530 (1FN045)	12,173,621	-	-	12,173,621	-	405,733,757	-	-	-
5/30/2003	TRANS FROM 1FN04530 (1FN045)	3,055,702	-	-	3,055,702	-	408,789,459	-	-	-
6/19/2003	TRANS FROM 1FN04530 (1FN045)	53,945,624	-	-	53,945,624	-	462,735,083	-	-	-

BLMIS ACCOUNT NO. 1FN070 - FAIRFIELD SENTRY LIMITED C/O FAIRFIELD GREENWICH GROUP 55 EAST 52ND STREET 33RD FL

Column 1	Column 2	Column 3	Column 4	Column 5	Column 6	Column 7	Column 8	Column 9	Column 10	Column 11
Date	Transaction Description	Transaction Amount Reported in Customer Statement	Cash Deposits	Cash Withdrawals	Transfers of Principal In	Transfers of Principal Out	Balance of Principal	Preference Period Initial Transfers	Two Year Initial Transfers	Six Year Initial Transfers
6/20/2003	TRANS FROM 1FN04530 (1FN045)	15,725,146	-	-	15,725,146	-	478,460,229	-	-	-
6/24/2003	TRANS FROM 1FN04530 (1FN045)	19,679,159	-	-	19,679,159	-	498,139,388	-	-	-
7/10/2003	TRANS TO 1FN04530 (1FN045)	(1,026,368)	-	-	-	(1,026,368)	497,113,020	-	-	-
7/15/2003	TRANS TO 1FN04530 (1FN045)	(13,037,548)	-	-	-	(13,037,548)	484,075,472	-	-	-
7/21/2003	TRANS FROM 1FN04530 (1FN045)	15,458,963	-	-	15,458,963	-	499,534,435	-	-	-
8/15/2003	TRANS TO 1FN04530 (1FN045)	(24,602,658)	-	-	-	(24,602,658)	474,931,777	-	-	-
9/5/2003	TRANS FROM 1FN04530 (1FN045)	6,521,444	-	-	6,521,444	-	481,453,221	-	-	-
9/10/2003	TRANS FROM 1FN04530 (1FN045)	656,568	-	-	656,568	-	482,109,789	-	-	-
9/22/2003	TRANS FROM 1FN04530 (1FN045)	4,418,719	-	-	4,418,719	-	486,528,508	-	-	-
10/6/2003	TRANS FROM 1FN04530 (1FN045)	2,165,848	-	-	2,165,848	-	488,694,356	-	-	-
10/10/2003	TRANS FROM 1FN04530 (1FN045)	3,315,060	-	-	3,315,060	-	492,009,416	-	-	-
10/14/2003	TRANS FROM 1FN04530 (1FN045)	689,468	-	-	689,468	-	492,698,884	-	-	-
10/17/2003	TRANS TO 1FN04530 (1FN045)	(320,558)	-	-	-	(320,558)	492,378,326	-	-	-
11/18/2003	TRANS TO 1FN04530 (1FN045)	(7,743,456)	-	-	-	(7,743,456)	484,634,870	-	-	-
11/19/2003	TRANS TO 1FN04530 (1FN045)	(5,415,948)	-	-	-	(5,415,948)	479,218,922	-	-	-
11/20/2003	TRANS TO 1FN04530 (1FN045)	(4,951,866)	-	-	-	(4,951,866)	474,267,056	-	-	-
11/21/2003	TRANS TO 1FN04530 (1FN045)	(4,640,754)	-	-	-	(4,640,754)	469,626,302	-	-	-
12/12/2003	TRANS TO 1FN04530 (1FN045)	(345,382)	-	-	-	(345,382)	469,280,920	-	-	-
12/22/2003	TRANS FROM 1FN04530 (1FN045)	8,462,329	-	-	8,462,329	-	477,743,249	-	-	-
1/8/2004	TRANS FROM 1FN04530 (1FN045)	931,922	-	-	931,922	-	478,675,171	-	-	-
1/9/2004	TRANS FROM 1FN04530 (1FN045)	2,256,254	-	-	2,256,254	-	480,931,425	-	-	-
1/15/2004	TRANS FROM 1FN04530 (1FN045)	645,372	-	-	645,372	-	481,576,797	-	-	-
1/22/2004	TRANS FROM 1FN04530 (1FN045)	11,243,827	-	-	11,243,827	-	492,820,624	-	-	-
2/24/2004	TRANS FROM 1FN04530 (1FN045)	6,650,303	-	-	6,650,303	-	499,470,927	-	-	-
4/8/2004	TRANS FROM 1FN04530 (1FN045)	3,438,623	-	-	3,438,623	-	502,909,550	-	-	-
4/19/2004	TRANS TO 1FN04530 (1FN045)	(3,853,373)	-	-	-	(3,853,373)	499,056,177	-	-	-
4/26/2004	TRANS TO 1FN04530 (1FN045)	(9,620,912)	-	-	-	(9,620,912)	489,435,265	-	-	-
5/18/2004	TRANS TO 1FN04530 (1FN045)	(99,564,312)	-	-	-	(99,564,312)	389,870,953	-	-	-
5/24/2004	TRANS FROM 1FN04530 (1FN045)	2,535,408	-	-	2,535,408	-	392,406,361	-	-	-
6/8/2004	TRANS FROM 1FN04530 (1FN045)	11,283,738	-	-	11,283,738	-	403,690,099	-	-	-
6/16/2004	TRANS TO 1FN04530 (1FN045)	(23,622,552)	-	-	-	(23,622,552)	380,067,547	-	-	-
6/18/2004	TRANS FROM 1FN04530 (1FN045)	9,523,881	-	-	9,523,881	-	389,591,428	-	-	-
6/24/2004	TRANS TO 1FN04530 (1FN045)	(893,170)	-	-	-	(893,170)	388,698,258	-	-	-
6/25/2004	TRANS FROM 1FN04530 (1FN045)	1,668,458	-	-	1,668,458	-	390,366,716	-	-	-
8/18/2004	TRANS FROM 1FN04530 (1FN045)	2,743,784	-	-	2,743,784	-	393,110,500	-	-	-
8/19/2004	TRANS TO 1FN04530 (1FN045)	(1,293,192)	-	-	-	(1,293,192)	391,817,308	-	-	-
8/23/2004	TRANS FROM 1FN04530 (1FN045)	23,694,810	-	-	23,694,810	-	415,512,118	-	-	-
9/20/2004	TRANS FROM 1FN04530 (1FN045)	21,183,971	-	-	21,183,971	-	436,696,089	-	-	-
11/4/2004	TRANS FROM 1FN04530 (1FN045)	2,843,704	-	-	2,843,704	-	439,539,793	-	-	-
11/5/2004	TRANS TO 1FN04530 (1FN045)	(108,192)	-	-	-	(108,192)	439,431,601	-	-	-
11/15/2004	TRANS FROM 1FN04530 (1FN045)	40,346,532	-	-	40,346,532	-	479,778,133	-	-	-
12/14/2004	TRANS TO 1FN04530 (1FN045)	(87,000)	-	-	-	(87,000)	479,691,133	-	-	-
12/20/2004	TRANS FROM 1FN04530 (1FN045)	4,252,125	-	-	4,252,125	-	483,943,258	-	-	-
1/28/2005	TRANS TO 1FN04530 (1FN045)	(90,920)	-	-	-	(90,920)	483,852,338	-	-	-
1/28/2005	TRANS FROM 1FN04530 (1FN045)	4,585,124	-	-	4,585,124	-	488,437,462	-	-	-
2/16/2005	TRANS FROM 1FN04530 (1FN045)	58,914,536	-	-	58,914,536	-	547,351,998	-	-	-
3/8/2005	TRANS TO 1FN04530 (1FN045)	(9,869,296)	-	-	-	(9,869,296)	537,482,702	-	-	-
3/14/2005	TRANS TO 1FN04530 (1FN045)	(6,268,538)	-	-	-	(6,268,538)	531,214,164	-	-	-
3/15/2005	TRANS TO 1FN04530 (1FN045)	(4,244,280)	-	-	-	(4,244,280)	526,969,884	-	-	-
3/17/2005	TRANS TO 1FN04530 (1FN045)	(3,327,088)	-	-	-	(3,327,088)	523,642,796	-	-	-
5/20/2005	TRANS FROM 1FN04530 (1FN045)	2,046,868	-	-	2,046,868	-	525,689,664	-	-	-
5/23/2005	TRANS FROM 1FN04530 (1FN045)	7,922,073	-	-	7,922,073	-	533,611,737	-	-	-
6/24/2005	TRANS TO 1FN04530 (1FN045)	(253,938)	-	-	-	(253,938)	533,357,799	-	-	-
6/27/2005	TRANS TO 1FN04530 (1FN045)	(10,962,018)	-	-	-	(10,962,018)	522,395,781	-	-	-
6/28/2005	TRANS TO 1FN04530 (1FN045)	(9,542,580)	-	-	-	(9,542,580)	512,853,201	-	-	-
9/8/2005	TRANS TO 1FN04530 (1FN045)	(498,048)	-	-	-	(498,048)	512,355,153	-	-	-
9/9/2005	TRANS FROM 1FN04530 (1FN045)	1,776,492	-	-	1,776,492	-	514,131,645	-	-	-
9/13/2005	TRANS FROM 1FN04530 (1FN045)	1,506,780	-	-	1,506,780	-	515,638,425	-	-	-
9/19/2005	TRANS TO 1FN04530 (1FN045)	(2,145,759)	-	-	-	(2,145,759)	513,492,666	-	-	-
9/22/2005	TRANS TO 1FN04530 (1FN045)	(11,483,966)	-	-	-	(11,483,966)	502,008,700	-	-	-
9/23/2005	TRANS TO 1FN04530 (1FN045)	(17,971,611)	-	-	-	(17,971,611)	484,037,089	-	-	-

BLMIS ACCOUNT NO. 1FN070 - FAIRFIELD SENTRY LIMITED C/O FAIRFIELD GREENWICH GROUP 55 EAST 52ND STREET 33RD FL

Column 1	Column 2	Column 3	Column 4	Column 5	Column 6	Column 7	Column 8	Column 9	Column 10	Column 11
Date	Transaction Description	Transaction Amount Reported in Customer Statement	Cash Deposits	Cash Withdrawals	Transfers of Principal In	Transfers of Principal Out	Balance of Principal	Preference Period Initial Transfers	Two Year Initial Transfers	Six Year Initial Transfers
9/27/2005	TRANS TO 1FN04530 (1FN045)	(12,210,114)	-	-	-	(12,210,114)	471,826,975	-	-	-
10/7/2005	TRANS TO 1FN04530 (1FN045)	(2,943,328)	-	-	-	(2,943,328)	468,883,647	-	-	-
10/11/2005	TRANS TO 1FN04530 (1FN045)	(899,768)	-	-	-	(899,768)	467,983,879	-	-	-
10/14/2005	TRANS FROM 1FN04530 (1FN045)	103,908	-	-	103,908	-	468,087,787	-	-	-
10/17/2005	TRANS TO 1FN04530 (1FN045)	(2,580,822)	-	-	-	(2,580,822)	465,506,965	-	-	-
10/21/2005	TRANS TO 1FN04530 (1FN045)	(11,032,060)	-	-	-	(11,032,060)	454,474,905	-	-	-
11/17/2005	TRANS FROM 1FN04530 (1FN045)	32,002,400	-	-	32,002,400	-	486,477,305	-	-	-
12/16/2005	TRANS FROM 1FN04530 (1FN045)	33,478,098	-	-	33,478,098	-	519,955,403	-	-	-
12/19/2005	TRANS FROM 1FN04530 (1FN045)	8,687,817	-	-	8,687,817	-	528,643,220	-	-	-
1/10/2006	TRANS TO 1FN04530 (1FN045)	(3,889,552)	-	-	-	(3,889,552)	524,753,668	-	-	-
1/11/2006	TRANS FROM 1FN04530 (1FN045)	1,030,077	-	-	1,030,077	-	525,783,745	-	-	-
1/13/2006	TRANS FROM 1FN04530 (1FN045)	2,826	-	-	2,826	-	525,786,571	-	-	-
1/23/2006	TRANS TO 1FN04530 (1FN045)	(13,593,644)	-	-	-	(13,593,644)	512,192,927	-	-	-
1/31/2006	TRANS TO 1FN04530 (1FN045)	(6,678,599)	-	-	-	(6,678,599)	505,514,328	-	-	-
2/16/2006	TRANS TO 1FN04530 (1FN045)	(15,200,983)	-	-	-	(15,200,983)	490,313,345	-	-	-
3/8/2006	TRANS TO 1FN04530 (1FN045)	(4,343,138)	-	-	-	(4,343,138)	485,970,207	-	-	-
3/10/2006	TRANS TO 1FN04530 (1FN045)	(34,944)	-	-	-	(34,944)	485,935,263	-	-	-
3/16/2006	TRANS FROM 1FN04530 (1FN045)	917,422	-	-	917,422	-	486,852,685	-	-	-
3/27/2006	TRANS FROM 1FN04530 (1FN045)	7,264,974	-	-	7,264,974	-	494,117,659	-	-	-
3/28/2006	TRANS FROM 1FN04530 (1FN045)	7,652,722	-	-	7,652,722	-	501,770,381	-	-	-
3/29/2006	TRANS FROM 1FN04530 (1FN045)	7,169,712	-	-	7,169,712	-	508,940,093	-	-	-
3/30/2006	TRANS FROM 1FN04530 (1FN045)	3,058,404	-	-	3,058,404	-	511,998,497	-	-	-
4/5/2006	TRANS FROM 1FN04530 (1FN045)	3,309,516 ^[3]	-	-	3,193,399	-	515,191,896	-	-	-
4/6/2006	TRANS FROM 1FN04530 (1FN045)	3,494,848 ^[4]	-	-	-	-	515,191,896	-	-	-
4/7/2006	TRANS FROM 1FN04530 (1FN045)	3,028,624 ^[4]	-	-	-	-	515,191,896	-	-	-
4/21/2006	TRANS TO 1FN04530 (1FN045)	(28,425,353)	-	-	-	(28,425,353)	486,766,543	-	-	-
5/4/2006	TRANS FROM 1FN04530 (1FN045)	74,408	-	-	74,408	-	486,840,951	-	-	-
5/10/2006	TRANS FROM 1FN04530 (1FN045)	10,567,906	-	-	10,567,906	-	497,408,857	-	-	-
5/19/2006	TRANS FROM 1FN04530 (1FN045)	899,139	-	-	899,139	-	498,307,996	-	-	-
5/22/2006	TRANS TO 1FN04530 (1FN045)	(35,144,607)	-	-	-	(35,144,607)	463,163,389	-	-	-
6/15/2006	TRANS TO 1FN04530 (1FN045)	(22,515,244)	-	-	-	(22,515,244)	440,648,145	-	-	-
6/16/2006	TRANS TO 1FN04530 (1FN045)	(33,763,988)	-	-	-	(33,763,988)	406,884,157	-	-	-
6/19/2006	TRANS TO 1FN04530 (1FN045)	(34,161,977)	-	-	-	(34,161,977)	372,722,180	-	-	-
7/14/2006	TRANS FROM 1FN04530 (1FN045)	2,795,688	-	-	2,795,688	-	375,517,868	-	-	-
7/21/2006	TRANS TO 1FN04530 (1FN045)	(20,286,770)	-	-	-	(20,286,770)	355,231,098	-	-	-
8/17/2006	TRANS FROM 1FN04530 (1FN045)	39,376,547	-	-	39,376,547	-	394,607,645	-	-	-
9/15/2006	TRANS FROM 1FN04530 (1FN045)	25,138,862	-	-	25,138,862	-	419,746,507	-	-	-
9/26/2006	TRANS FROM 1FN04530 (1FN045)	9,807,842	-	-	9,807,842	-	429,554,349	-	-	-
9/27/2006	TRANS FROM 1FN04530 (1FN045)	5,062,464	-	-	5,062,464	-	434,616,813	-	-	-
10/26/2006	TRANS FROM 1FN04530 (1FN045)	3,537,972	-	-	3,537,972	-	438,154,785	-	-	-
10/27/2006	TRANS FROM 1FN04530 (1FN045)	761,852	-	-	761,852	-	438,916,637	-	-	-
10/30/2006	TRANS TO 1FN04530 (1FN045)	(913,104)	-	-	-	(913,104)	438,003,533	-	-	-
11/20/2006	TRANS FROM 1FN04530 (1FN045)	14,990,625	-	-	14,990,625	-	452,994,158	-	-	-
11/30/2006	TRANS TO 1FN04530 (1FN045)	(4,000)	-	-	-	(4,000)	452,990,158	-	-	-
12/26/2006	TRANS FROM 1FN04530 (1FN045)	16,961,204	-	-	16,961,204	-	469,951,362	-	-	-
12/27/2006	TRANS FROM 1FN04530 (1FN045)	8,748,264	-	-	8,748,264	-	478,699,626	-	-	-
12/28/2006	TRANS FROM 1FN04530 (1FN045)	4,843,152	-	-	4,843,152	-	483,542,778	-	-	-
2/16/2007	TRANS FROM 1FN04530 (1FN045)	2,094,120	-	-	2,094,120	-	485,636,898	-	-	-
2/20/2007	TRANS FROM 1FN04530 (1FN045)	1,523,780	-	-	1,523,780	-	487,160,678	-	-	-
2/22/2007	TRANS FROM 1FN04530 (1FN045)	2,492,082	-	-	2,492,082	-	489,652,760	-	-	-
2/23/2007	TRANS FROM 1FN04530 (1FN045)	1,101,916	-	-	1,101,916	-	490,754,676	-	-	-
3/9/2007	TRANS TO 1FN04530 (1FN045)	(101,271,736)	-	-	-	(101,271,736)	389,482,940	-	-	-
3/12/2007	TRANS TO 1FN04530 (1FN045)	(24,286,284)	-	-	-	(24,286,284)	365,196,656	-	-	-
3/19/2007	TRANS TO 1FN04530 (1FN045)	(19,202,832)	-	-	-	(19,202,832)	345,993,824	-	-	-
3/20/2007	TRANS FROM 1FN04530 (1FN045)	13,286,808	-	-	13,286,808	-	359,280,632	-	-	-
3/26/2007	TRANS FROM 1FN04530 (1FN045)	34,788,568	-	-	34,788,568	-	394,069,200	-	-	-
3/27/2007	TRANS TO 1FN04530 (1FN045)	(4,058,892)	-	-	-	(4,058,892)	390,010,308	-	-	-
3/28/2007	TRANS TO 1FN04530 (1FN045)	(3,840,672)	-	-	-	(3,840,672)	386,169,636	-	-	-
4/19/2007	TRANS FROM 1FN04530 (1FN045)	1,232,280	-	-	1,232,280	-	387,401,916	-	-	-
4/20/2007	TRANS FROM 1FN04530 (1FN045)	1,457,231	-	-	1,457,231	-	388,859,147	-	-	-

BLMIS ACCOUNT NO. 1FN070 - FAIRFIELD SENTRY LIMITED C/O FAIRFIELD GREENWICH GROUP 55 EAST 52ND STREET 33RD FL

Column 1	Column 2	Column 3	Column 4	Column 5	Column 6	Column 7	Column 8	Column 9	Column 10	Column 11
Date	Transaction Description	Transaction Amount Reported in Customer Statement	Cash Deposits	Cash Withdrawals	Transfers of Principal In	Transfers of Principal Out	Balance of Principal	Preference Period Initial Transfers	Two Year Initial Transfers	Six Year Initial Transfers
4/25/2007	TRANS TO 1FN04530 (1FN045)	(12,475,662)	-	-	-	(12,475,662)	376,383,485	-	-	-
5/21/2007	TRANS FROM 1FN04530 (1FN045)	40,951,590	-	-	40,951,590	-	417,335,075	-	-	-
6/15/2007	TRANS FROM 1FN04530 (1FN045)	5,076,240	-	-	5,076,240	-	422,411,315	-	-	-
6/21/2007	TRANS TO 1FN04530 (1FN045)	(16,358,454)	-	-	-	-	422,411,315	-	-	-
6/21/2007	TRANS FROM 1FN04530 (1FN045)	16,358,454	-	-	16,358,454	-	438,769,769	-	-	-
6/21/2007	CXL TRANS TO 1FN04530 (1FN045)	16,358,454	-	-	-	-	438,769,769	-	-	-
6/22/2007	TRANS FROM 1FN04530 (1FN045)	11,264,616	-	-	11,264,616	-	450,034,385	-	-	-
6/25/2007	TRANS FROM 1FN04530 (1FN045)	15,109,680	-	-	15,109,680	-	465,144,065	-	-	-
8/6/2007	TRANS FROM 1FN04530 (1FN045)	5,588,112	-	-	5,588,112	-	470,732,177	-	-	-
8/21/2007	TRANS TO 1FN04530 (1FN045)	(46,151,464)	-	-	-	(46,151,464)	424,580,713	-	-	-
9/14/2007	TRANS TO 1FN04530 (1FN045)	(4,300,764)	-	-	-	(4,300,764)	420,279,949	-	-	-
9/17/2007	TRANS FROM 1FN04530 (1FN045)	2,982,934	-	-	2,982,934	-	423,262,883	-	-	-
9/18/2007	TRANS TO 1FN04530 (1FN045)	(3,313,760)	-	-	-	(3,313,760)	419,949,123	-	-	-
9/24/2007	TRANS FROM 1FN04530 (1FN045)	43,058,543	-	-	43,058,543	-	463,007,666	-	-	-
9/25/2007	TRANS FROM 1FN04530 (1FN045)	30,822,432	-	-	30,822,432	-	493,830,098	-	-	-
9/26/2007	TRANS FROM 1FN04530 (1FN045)	29,312,521	-	-	29,312,521	-	523,142,619	-	-	-
10/31/2007	TRANS TO 1FN04530 (1FN045)	(464,170)	-	-	-	(464,170)	522,678,449	-	-	-
11/7/2007	TRANS FROM 1FN04530 (1FN045)	6,241,865	-	-	6,241,865	-	528,920,314	-	-	-
11/8/2007	TRANS TO 1FN04530 (1FN045)	(20,753,285)	-	-	-	(20,753,285)	508,167,029	-	-	-
11/15/2007	TRANS FROM 1FN04530 (1FN045)	5,471,788	-	-	5,471,788	-	513,638,817	-	-	-
11/21/2007	TRANS TO 1FN04530 (1FN045)	(5,308,646)	-	-	-	(5,308,646)	508,330,171	-	-	-
11/29/2007	TRANS FROM 1FN04530 (1FN045)	24,932,895	-	-	24,932,895	-	533,263,066	-	-	-
11/30/2007	TRANS TO 1FN04530 (1FN045)	(80,488,599)	-	-	-	(80,488,599)	452,774,467	-	-	-
12/11/2007	TRANS FROM 1FN04530 (1FN045)	(1,733,394)	-	-	-	-	452,774,467	-	-	-
12/11/2007	TRANS FROM 1FN04530 (1FN045)	1,733,394	-	-	1,733,394	-	454,507,861	-	-	-
12/11/2007	CANCEL TRANS FROM 1FN04530 (1FN045)	1,733,394	-	-	-	-	454,507,861	-	-	-
12/20/2007	TRANS TO 1FN04530 (1FN045)	(12,548,796)	-	-	-	(12,548,796)	441,959,065	-	-	-
1/28/2008	TRANS FROM 1FN04530 (1FN045)	7,061,062	-	-	7,061,062	-	449,020,127	-	-	-
2/20/2008	TRANS FROM 1FN04530 (1FN045)	32,780,162	-	-	32,780,162	-	481,800,289	-	-	-
2/21/2008	TRANS TO 1FN04530 (1FN045)	(7,201,348)	-	-	-	(7,201,348)	474,598,941	-	-	-
3/17/2008	TRANS TO 1FN04530 (1FN045)	(29,179,488)	-	-	-	(29,179,488)	445,419,453	-	-	-
4/4/2008	TRANS FROM 1FN04530 (1FN045)	18,207,627	-	-	18,207,627	-	463,627,080	-	-	-
4/7/2008	TRANS TO 1FN04530 (1FN045)	(35,939,913)	-	-	-	(35,939,913)	427,687,167	-	-	-
4/23/2008	TRANS FROM 1FN04530 (1FN045)	82,668	-	-	82,668	-	427,769,835	-	-	-
5/9/2008	TRANS FROM 1FN04530 (1FN045)	895,700	-	-	895,700	-	428,665,535	-	-	-
5/16/2008	TRANS FROM 1FN04530 (1FN045)	21,927,687	-	-	21,927,687	-	450,593,222	-	-	-
5/19/2008	TRANS TO 1FN04530 (1FN045)	(12,325,586)	-	-	-	(12,325,586)	438,267,636	-	-	-
5/27/2008	TRANS FROM 1FN04530 (1FN045)	18,061,096	-	-	18,061,096	-	456,328,732	-	-	-
5/28/2008	TRANS TO 1FN04530 (1FN045)	(57,696,344)	-	-	-	(57,696,344)	398,632,388	-	-	-
7/21/2008	TRANS FROM 1FN04530 (1FN045)	13,243,076	-	-	13,243,076	-	411,875,464	-	-	-
7/22/2008	TRANS TO 1FN04530 (1FN045)	(31,073,284)	-	-	-	(31,073,284)	380,802,180	-	-	-
7/23/2008	TRANS FROM 1FN04530 (1FN045)	38,822,168	-	-	38,822,168	-	419,624,348	-	-	-
8/8/2008	TRANS FROM 1FN04530 (1FN045)	20,758,716	-	-	20,758,716	-	440,383,064	-	-	-
8/11/2008	TRANS TO 1FN04530 (1FN045)	(38,848,084)	-	-	-	(38,848,084)	401,534,980	-	-	-
8/13/2008	TRANS FROM 1FN04530 (1FN045)	3,869,736	-	-	3,869,736	-	405,404,716	-	-	-
8/18/2008	TRANS FROM 1FN04530 (1FN045)	25,981,007	-	-	25,981,007	-	431,385,723	-	-	-
9/10/2008	TRANS FROM 1FN04530 (1FN045)	4,061,814	-	-	4,061,814	-	435,447,537	-	-	-
9/11/2008	TRANS TO 1FN04530 (1FN045)	(19,504,371)	-	-	-	(19,504,371)	415,943,166	-	-	-
9/15/2008	TRANS TO 1FN04530 (1FN045)	(57,531,648)	-	-	-	(57,531,648)	358,411,518	-	-	-
9/19/2008	TRANS TO 1FN04530 (1FN045)	(57,304,999)	-	-	-	(57,304,999)	301,106,519	-	-	-
11/6/2008	TRANS FROM 1FN04530 (1FN045)	582,032	-	-	582,032	-	301,688,551	-	-	-
11/7/2008	TRANS TO 1FN04530 (1FN045)	(14,981,670)	-	-	-	(14,981,670)	286,706,881	-	-	-
11/10/2008	TRANS FROM 1FN04530 (1FN045)	9,914,944	-	-	9,914,944	-	296,621,825	-	-	-
11/19/2008	TRANS TO 1FN04530 (1FN045)	(297,933,758) ^[1]	-	-	-	(296,621,825)	-	-	-	-
11/25/2008	TRANS TO 1FN04530 (1FN045)	(11,458,744) ^[2]	-	-	-	-	-	-	-	-
Total:			\$ 10,000,000	\$ -	\$ 2,355,946,364	\$ (2,365,946,364)	\$ -	\$ -	\$ -	\$ -

^[1] Although BLMIS statements reflect that a larger transfer was made out of the account on this date, a portion of the "transferred" funds consisted of fictitious profits which were never achieved and thus could not have been transferred. Accordingly, only the principal remaining in the account was transferred out of the account on this date.

BLMIS ACCOUNT NO. 1FN070 - FAIRFIELD SENTRY LIMITED C/O FAIRFIELD GREENWICH GROUP 55 EAST 52ND STREET 33RD FL

Column 1	Column 2	Column 3	Column 4	Column 5	Column 6	Column 7	Column 8	Column 9	Column 10	Column 11
<u>Date</u>	<u>Transaction Description</u>	<u>Transaction Amount Reported in Customer Statement</u>	<u>Cash Deposits</u>	<u>Cash Withdrawals</u>	<u>Transfers of Principal In</u>	<u>Transfers of Principal Out</u>	<u>Balance of Principal</u>	<u>Preference Period Initial Transfers</u>	<u>Two Year Initial Transfers</u>	<u>Six Year Initial Transfers</u>

^[2] Although BLMIS statements reflect that funds were transferred out of this account on this date, these funds consisted entirely of fictitious profits which were never achieved and thus no funds were actually transferred out of the account on this date. Accordingly, the account balance has remained unchanged.

^[3] Although BLMIS statements reflect that a larger transfer was made into the account on this date, a portion of the "transferred" funds consisted of fictitious profits which were never achieved and thus could not have been transferred. Accordingly, only the principal remaining in the originating account was transferred into this account on this date.

^[4] Although BLMIS statements reflect that funds were transferred into this account on this date, these funds consisted entirely of fictitious profits which were never achieved and thus no funds were actually transferred into the account on this date. Accordingly, the account balance has remained unchanged.

SUBSEQUENT TRANSFERS FROM FAIRFIELD SENTRY TO DEGROOF

Column 1	Column 2
<u>Date</u>	<u>Amount</u>
5/27/2005	(58,473)
Total:	<u><u>\$ (58,473)</u></u>

SUBSEQUENT TRANSFERS FROM FAIRFIELD SENTRY TO BD LUX

Column 1	Column 2
<u>Date</u>	<u>Amount</u>
12/13/2004	(115,906)
6/15/2007	(1,091,380)
3/18/2008	(95,918)
Total:	\$ (1,303,203)

SUBSEQUENT TRANSFERS FROM FAIRFIELD SENTRY TO FAIRFIELD SIGMA

Column 1	Column 2
<u>Date</u>	<u>Amount</u>
5/14/2003	(1,800,000)
7/16/2003	(3,000,000)
8/15/2003	(700,000)
9/17/2003	(2,600,000)
9/17/2003	(10,500,000)
10/14/2003	(600,000)
11/19/2003	(2,150,000)
1/21/2004	(8,650,000)
2/18/2004	(2,150,000)
3/24/2004	(7,350,000)
4/20/2004	(4,700,000)
4/20/2004	(8,400,000)
5/17/2004	(7,700,000)
6/17/2004	(2,500,000)
8/13/2004	(3,200,000)
9/15/2004	(850,000)
6/15/2005	(9,450,000)
7/15/2005	(8,300,000)
10/14/2005	(16,450,000)
11/17/2005	(19,200,000)
12/19/2005	(8,250,000)
1/19/2006	(1,500,000)
3/17/2006	(24,350,000)
4/20/2006	(1,600,000)
6/26/2006	(11,850,000)
12/14/2006	(650,000)
6/15/2007	(3,750,000)
9/19/2007	(12,500,000)
9/28/2007	(2,255,802)
11/23/2007	(1,850,000)
1/17/2008	(37,600,000)
5/15/2008	(28,000,000)
5/31/2008	(147,049)
6/30/2008	(161,054)
6/30/2008	(1,960,013)
7/15/2008	(44,000,000)
9/16/2008	(62,100,000)
10/15/2008	(41,500,000)
10/24/2008	(130,000,000)
11/19/2008	(218,000,000)
Total:	\$ (752,273,917)

SUBSEQUENT TRANSFERS FROM FAIRFIELD SIGMA TO DEGROOF

Column 1	Column 2
<u>Date</u>	<u>Amount</u>
3/15/2007	(1,305,329)
3/18/2008	(158,882)
8/15/2008	(222,635)
Total:	\$ (1,686,846)

SUBSEQUENT TRANSFERS FROM FAIRFIELD SIGMA TO BD LUX

Column 1	Column 2
<u>Date</u>	<u>Amount</u>
11/21/2008	(152,716)
11/21/2008	(152,592)
Total:	\$ (305,308)

Exhibit H

BLMIS Account Name	BLMIS Account Number
UBS (LUXEMBOURG) SA FBO LUXALPHA SICAV ATTN: SERGE KARP	1FR108

BLMIS ACCOUNT NO. IFR108 - UBS (LUXEMBOURG) SA FBO LUXALPHA SICAV ATTN: SERGE KARP

Column 1	Column 2	Column 3	Column 4	Column 5	Column 6	Column 7	Column 8	Column 9	Column 10	Column 11
Date	Transaction Description	Transaction Amount Reported in Customer Statement	Cash Deposits	Cash Withdrawals	Transfers of Principal In	Transfers of Principal Out	Balance of Principal	Preference Period Initial Transfers	Two Year Initial Transfers	Six Year Initial Transfers
3/22/2004	CHECK WIRE	146,100,000	146,100,000	-	-	-	146,100,000	-	-	-
3/23/2004	CHECK WIRE	101,199,980	101,199,980	-	-	-	247,299,980	-	-	-
3/24/2004	CHECK WIRE	35,000,000	35,000,000	-	-	-	282,299,980	-	-	-
3/26/2004	CHECK WIRE	60,400,000	60,400,000	-	-	-	342,699,980	-	-	-
4/1/2004	CHECK WIRE	(2,200,000)	-	(2,200,000)	-	-	340,499,980	-	-	(2,200,000)
4/5/2004	CHECK WIRE	(3,000,000)	-	(3,000,000)	-	-	337,499,980	-	-	(3,000,000)
4/6/2004	FIDELITY SPARTAN U S TREASURY MONEY MARKET	(2)	-	(2)	-	-	337,499,978	-	-	(2)
4/16/2004	CHECK WIRE	37,999,980	37,999,980	-	-	-	375,499,958	-	-	-
4/28/2004	CHECK WIRE	26,999,980	26,999,980	-	-	-	402,499,938	-	-	-
4/30/2004	W/H TAX DIV JPM	(1,677)	-	(1,677)	-	-	402,498,260	-	-	(1,677)
4/30/2004	W/H TAX DIV MWD	(2,184)	-	(2,184)	-	-	402,496,076	-	-	(2,184)
5/3/2004	W/H TAX DIV VZ	(8,410)	-	(8,410)	-	-	402,487,667	-	-	(8,410)
5/3/2004	W/H TAX DIV SBC	(8,274)	-	(8,274)	-	-	402,479,392	-	-	(8,274)
5/11/2004	CHECK WIRE	38,999,980	38,999,980	-	-	-	441,479,372	-	-	-
5/11/2004	CHECK WIRE	39,999,980	39,999,980	-	-	-	481,479,352	-	-	-
5/11/2004	CANCEL C&S 5/11/04	(39,999,980)	(39,999,980)	-	-	-	441,479,372	-	-	-
5/14/2004	W/H TAX DIV PG	(6,432)	-	(6,432)	-	-	441,472,940	-	-	(6,432)
5/17/2004	W/H TAX DIV TXN	(375)	-	(375)	-	-	441,472,565	-	-	(375)
5/26/2004	W/H TAX DIV MER	(1,617)	-	(1,617)	-	-	441,470,948	-	-	(1,617)
5/28/2004	CHECK WIRE	8,999,980	8,999,980	-	-	-	450,470,928	-	-	-
5/28/2004	W/H TAX DIV C	(20,951)	-	(20,951)	-	-	450,449,977	-	-	(20,951)
6/1/2004	W/H TAX DIV INTC	(2,617)	-	(2,617)	-	-	450,447,360	-	-	(2,617)
6/1/2004	W/H TAX DIV WFC	(7,857)	-	(7,857)	-	-	450,439,503	-	-	(7,857)
6/4/2004	W/H TAX DIV G	(1,643)	-	(1,643)	-	-	450,437,860	-	-	(1,643)
6/4/2004	W/H TAX DIV PFE	(13,085)	-	(13,085)	-	-	450,424,775	-	-	(13,085)
6/7/2004	FIDELITY SPARTAN U S TREASURY MONEY MARKET	(13)	-	(13)	-	-	450,424,762	-	-	(13)
6/7/2004	W/H TAX DIV WMT	(3,858)	-	(3,858)	-	-	450,420,904	-	-	(3,858)
6/8/2004	W/H TAX DIV JNJ	(8,581)	-	(8,581)	-	-	450,412,323	-	-	(8,581)
6/9/2004	W/H TAX DIV BUD	(1,819)	-	(1,819)	-	-	450,410,504	-	-	(1,819)
6/10/2004	W/H TAX DIV UTX	(1,312)	-	(1,312)	-	-	450,409,191	-	-	(1,312)
6/10/2004	W/H TAX DIV IBM	(3,143)	-	(3,143)	-	-	450,406,049	-	-	(3,143)
6/10/2004	W/H TAX DIV XOM	(17,863)	-	(17,863)	-	-	450,388,185	-	-	(17,863)
6/11/2004	W/H TAX DIV BA	(1,125)	-	(1,125)	-	-	450,387,061	-	-	(1,125)
6/14/2004	W/H TAX DIV DD	(3,538)	-	(3,538)	-	-	450,383,523	-	-	(3,538)
6/14/2004	W/H TAX DIV MMM	(2,025)	-	(2,025)	-	-	450,381,498	-	-	(2,025)
6/15/2004	CHECK WIRE	16,999,980	16,999,980	-	-	-	467,381,478	-	-	-
6/18/2004	FIDELITY SPARTAN U S TREASURY MONEY MARKET	(1)	-	(1)	-	-	467,381,478	-	-	(1)
6/24/2004	W/H TAX DIV HD	(2,652)	-	(2,652)	-	-	467,378,825	-	-	(2,652)
6/30/2004	W/H TAX DIV PEP	(5,454)	-	(5,454)	-	-	467,373,371	-	-	(5,454)
7/1/2004	W/H TAX DIV KO	(8,425)	-	(8,425)	-	-	467,364,946	-	-	(8,425)
7/6/2004	CHECK WIRE	(4,000,000)	-	(4,000,000)	-	-	463,364,946	-	-	(4,000,000)
7/7/2004	W/H TAX DIV HPQ	(3,395)	-	(3,395)	-	-	463,361,551	-	-	(3,395)
7/9/2004	W/H TAX DIV MO	(19,224)	-	(19,224)	-	-	463,342,327	-	-	(19,224)
7/12/2004	FIDELITY SPARTAN U S TREASURY MONEY MARKET	(8)	-	(8)	-	-	463,342,319	-	-	(8)
7/20/2004	CHECK WIRE	7,999,980	7,999,980	-	-	-	471,342,299	-	-	-
7/26/2004	W/H TAX DIV GE	(3,116)	-	(3,116)	-	-	471,339,182	-	-	(3,116)
8/4/2004	CHECK WIRE	(4,000,000)	-	(4,000,000)	-	-	467,339,182	-	-	(4,000,000)
8/11/2004	FIDELITY SPARTAN U S TREASURY MONEY MARKET	(3)	-	(3)	-	-	467,339,179	-	-	(3)
8/16/2004	CHECK WIRE	14,499,980	14,499,980	-	-	-	481,839,159	-	-	-
8/18/2004	FIDELITY SPARTAN U S TREASURY MONEY MARKET	(0)	-	(0)	-	-	481,839,159	-	-	(0)
8/23/2004	FIDELITY SPARTAN U S TREASURY MONEY MARKET	(0)	-	(0)	-	-	481,839,158	-	-	(0)
9/7/2004	W/H TAX DIV WMT	(6,289)	-	(6,289)	-	-	481,832,869	-	-	(6,289)
9/10/2004	W/H TAX DIV UTX	(2,116)	-	(2,116)	-	-	481,830,753	-	-	(2,116)
9/13/2004	W/H TAX DIV MMM	(3,265)	-	(3,265)	-	-	481,827,487	-	-	(3,265)
9/14/2004	W/H TAX DIV MSFT	(13,592)	-	(13,592)	-	-	481,813,895	-	-	(13,592)
9/15/2004	CHECK WIRE	15,999,980	15,999,980	-	-	-	497,813,875	-	-	-
9/16/2004	W/H TAX DIV HD	(3,022)	-	(3,022)	-	-	497,810,853	-	-	(3,022)
9/17/2004	W/H TAX DIV AIG	(3,093)	-	(3,093)	-	-	497,807,760	-	-	(3,093)
9/24/2004	W/H TAX DIV BAC	(29,439)	-	(29,439)	-	-	497,778,322	-	-	(29,439)
9/30/2004	W/H TAX DIV PEP	(6,215)	-	(6,215)	-	-	497,772,107	-	-	(6,215)
10/1/2004	W/H TAX DIV MRK	(13,510)	-	(13,510)	-	-	497,758,596	-	-	(13,510)
10/1/2004	W/H TAX DIV KO	(9,600)	-	(9,600)	-	-	497,748,997	-	-	(9,600)
10/1/2004	W/H TAX DIV VIA.B	(1,667)	-	(1,667)	-	-	497,747,330	-	-	(1,667)
10/6/2004	W/H TAX DIV HPQ	(3,868)	-	(3,868)	-	-	497,743,462	-	-	(3,868)
10/12/2004	W/H TAX DIV MO	(23,878)	-	(23,878)	-	-	497,719,584	-	-	(23,878)

BLMIS ACCOUNT NO. IFR108 - UBS (LUXEMBOURG) SA FBO LUXALPHA SICAV ATTN: SERGE KARP

Column 1	Column 2	Column 3	Column 4	Column 5	Column 6	Column 7	Column 8	Column 9	Column 10	Column 11
Date	Transaction Description	Transaction Amount Reported in Customer Statement	Cash Deposits	Cash Withdrawals	Transfers of Principal In	Transfers of Principal Out	Balance of Principal	Preference Period Initial Transfers	Two Year Initial Transfers	Six Year Initial Transfers
10/15/2004	CHECK WIRE	50,999,980	50,999,980	-	-	-	548,719,564	-	-	-
10/28/2004	CHECK WIRE	2,999,980	2,999,980	-	-	-	551,719,544	-	-	-
11/3/2004	FIDELITY SPARTAN U S TREASURY MONEY MARKET	(38)	-	(38)	-	-	551,719,506	-	-	(38)
11/4/2004	FIDELITY SPARTAN U S TREASURY MONEY MARKET	(0)	-	(0)	-	-	551,719,506	-	-	(0)
11/9/2004	FIDELITY SPARTAN U S TREASURY MONEY MARKET	(0)	-	(0)	-	-	551,719,505	-	-	(0)
11/10/2004	CHECK WIRE	71,999,980	71,999,980	-	-	-	623,719,485	-	-	-
11/24/2004	W/H TAX DIV MER	(1,384)	-	(1,384)	-	-	623,718,101	-	-	(1,384)
11/26/2004	CHECK WIRE	4,499,980	4,499,980	-	-	-	628,218,081	-	-	-
12/1/2004	W/H TAX DIV INTC	(2,278)	-	(2,278)	-	-	628,215,803	-	-	(2,278)
12/1/2004	W/H TAX DIV WFC	(7,172)	-	(7,172)	-	-	628,208,630	-	-	(7,172)
12/3/2004	W/H TAX DIV PFE	(18,371)	-	(18,371)	-	-	628,190,259	-	-	(18,371)
12/3/2004	W/H TAX DIV BA	(2,303)	-	(2,303)	-	-	628,187,956	-	-	(2,303)
12/7/2004	W/H TAX DIV JNJ	(4,634)	-	(4,634)	-	-	628,183,323	-	-	(4,634)
12/10/2004	W/H TAX DIV XOM	(25,219)	-	(25,219)	-	-	628,158,104	-	-	(25,219)
12/10/2004	W/H TAX DIV IBM	(4,376)	-	(4,376)	-	-	628,153,728	-	-	(4,376)
12/13/2004	CHECK WIRE	37,999,980	37,999,980	-	-	-	666,153,708	-	-	-
12/13/2004	FIDELITY SPARTAN U S TREASURY MONEY MARKET	(17)	-	(17)	-	-	666,153,691	-	-	(17)
12/14/2004	W/H TAX DIV DD	(4,926)	-	(4,926)	-	-	666,148,765	-	-	(4,926)
12/16/2004	FIDELITY SPARTAN U S TREASURY MONEY MARKET	(1)	-	(1)	-	-	666,148,764	-	-	(1)
12/31/2004	FIDELITY SPARTAN U S TREASURY MONEY MARKET	(3)	-	(3)	-	-	666,148,761	-	-	(3)
1/3/2005	W/H TAX DIV WMT	(2,959)	-	(2,959)	-	-	666,145,802	-	-	(2,959)
1/18/2005	CHECK WIRE	4,999,980	4,999,980	-	-	-	671,145,782	-	-	-
2/7/2005	CHECK WIRE	4,999,980	4,999,980	-	-	-	676,145,762	-	-	-
2/14/2005	W/H TAX DIV TXN	(907)	-	(907)	-	-	676,144,855	-	-	(907)
2/22/2005	CHECK WIRE	4,999,980	4,999,980	-	-	-	681,144,835	-	-	-
2/24/2005	W/H TAX DIV GS	(378)	-	(378)	-	-	681,144,457	-	-	(378)
2/25/2005	W/H TAX DIV C	(47,871)	-	(47,871)	-	-	681,096,586	-	-	(47,871)
2/28/2005	W/H TAX DIV MER	(3,054)	-	(3,054)	-	-	681,093,532	-	-	(3,054)
3/1/2005	W/H TAX DIV INTC	(10,651)	-	(10,651)	-	-	681,082,881	-	-	(10,651)
3/1/2005	W/H TAX DIV WFC	(17,408)	-	(17,408)	-	-	681,065,473	-	-	(17,408)
3/4/2005	W/H TAX DIV G	(3,412)	-	(3,412)	-	-	681,062,062	-	-	(3,412)
3/4/2005	W/H TAX DIV BA	(4,295)	-	(4,295)	-	-	681,057,767	-	-	(4,295)
3/7/2005	FIDELITY SPARTAN U S TREASURY MONEY MARKET	(42)	-	(42)	-	-	681,057,725	-	-	(42)
3/8/2005	W/H TAX DIV JNJ	(17,815)	-	(17,815)	-	-	681,039,909	-	-	(17,815)
3/8/2005	W/H TAX DIV PFE	(30,101)	-	(30,101)	-	-	681,009,808	-	-	(30,101)
3/9/2005	W/H TAX DIV BUD	(4,209)	-	(4,209)	-	-	681,005,600	-	-	(4,209)
3/10/2005	W/H TAX DIV XOM	(36,591)	-	(36,591)	-	-	680,969,009	-	-	(36,591)
3/10/2005	W/H TAX DIV MSFT	(18,247)	-	(18,247)	-	-	680,950,762	-	-	(18,247)
3/10/2005	W/H TAX DIV UTX	(5,039)	-	(5,039)	-	-	680,945,722	-	-	(5,039)
3/10/2005	W/H TAX DIV IBM	(6,184)	-	(6,184)	-	-	680,939,538	-	-	(6,184)
3/14/2005	W/H TAX DIV DD	(7,349)	-	(7,349)	-	-	680,932,189	-	-	(7,349)
3/14/2005	W/H TAX DIV MMM	(7,215)	-	(7,215)	-	-	680,924,974	-	-	(7,215)
3/16/2005	CHECK WIRE	44,999,980	44,999,980	-	-	-	725,924,954	-	-	-
3/18/2005	W/H TAX DIV AIG	(13,838)	-	(13,838)	-	-	725,911,116	-	-	(13,838)
3/24/2005	W/H TAX DIV HD	(9,162)	-	(9,162)	-	-	725,901,954	-	-	(9,162)
3/28/2005	W/H TAX DIV BAC	(76,443)	-	(76,443)	-	-	725,825,511	-	-	(76,443)
3/30/2005	2004 W/H ADJUSTMENT	(350,886)	-	(350,886)	-	-	725,474,625	-	-	(350,886)
3/31/2005	FIDELITY SPARTAN U S TREASURY MONEY MARKET	(40)	-	(40)	-	-	725,474,585	-	-	(40)
3/31/2005	W/H TAX DIV PEP	(16,682)	-	(16,682)	-	-	725,457,903	-	-	(16,682)
3/31/2005	W/H TAX JAN & FEB 2005	(55,169)	-	(55,169)	-	-	725,402,734	-	-	(55,169)
4/1/2005	W/H TAX DIV KO	(22,511)	-	(22,511)	-	-	725,380,223	-	-	(22,511)
4/1/2005	W/H TAX DIV MRK	(34,816)	-	(34,816)	-	-	725,345,407	-	-	(34,816)
4/1/2005	W/H TAX DIV VIA.B	(2,539)	-	(2,539)	-	-	725,342,869	-	-	(2,539)
4/6/2005	CHECK WIRE	350,866	350,866	-	-	-	725,693,735	-	-	-
4/7/2005	W/H TAX DIV HPQ	(5,031)	-	(5,031)	-	-	725,688,704	-	-	(5,031)
4/11/2005	W/H TAX DIV MO	(49,995)	-	(49,995)	-	-	725,638,709	-	-	(49,995)
4/13/2005	FIDELITY SPARTAN U S TREASURY MONEY MARKET	(6)	-	(6)	-	-	725,638,703	-	-	(6)
4/25/2005	W/H TAX DIV GE	(48,815)	-	(48,815)	-	-	725,589,887	-	-	(48,815)
4/29/2005	W/H ADJ	(51,354)	-	(51,354)	-	-	725,538,534	-	-	(51,354)
4/29/2005	FIDELITY SPARTAN U S TREASURY MONEY MARKET	(8)	-	(8)	-	-	725,538,525	-	-	(8)
4/29/2005	W/H ADJ	(168,558)	-	(168,558)	-	-	725,369,968	-	-	(168,558)
5/23/2005	FIDELITY SPARTAN U S TREASURY MONEY MARKET	(8)	-	(8)	-	-	725,369,959	-	-	(8)
6/6/2005	W/H TAX DIV WMT	(6,783)	-	(6,783)	-	-	725,363,176	-	-	(6,783)
6/10/2005	FIDELITY SPARTAN U S TREASURY MONEY MARKET	(19)	-	(19)	-	-	725,363,157	-	-	(19)
6/10/2005	W/H TAX DIV UTX	(3,227)	-	(3,227)	-	-	725,359,930	-	-	(3,227)

BLMIS ACCOUNT NO. IFR108 - UBS (LUXEMBOURG) SA FBO LUXALPHA SICAV ATTN: SERGE KARP

Column 1	Column 2	Column 3	Column 4	Column 5	Column 6	Column 7	Column 8	Column 9	Column 10	Column 11
Date	Transaction Description	Transaction Amount Reported in Customer Statement	Cash Deposits	Cash Withdrawals	Transfers of Principal In	Transfers of Principal Out	Balance of Principal	Preference Period Initial Transfers	Two Year Initial Transfers	Six Year Initial Transfers
6/10/2005	CHECK WIRE	(3,000,000)	-	(3,000,000)	-	-	722,359,930	-	-	(3,000,000)
6/13/2005	W/H TAX DIV MMM	(4,620)	-	(4,620)	-	-	722,355,310	-	-	(4,620)
6/17/2005	W/H TAX DIV AIG	(11,261)	-	(11,261)	-	-	722,344,049	-	-	(11,261)
6/20/2005	FIDELITY SPARTAN U S TREASURY MONEY MARKET	(8)	-	(8)	-	-	722,344,041	-	-	(8)
6/23/2005	W/H TAX DIV HD	(7,544)	-	(7,544)	-	-	722,336,497	-	-	(7,544)
6/24/2005	W/H TAX DIV BAC	(62,907)	-	(62,907)	-	-	722,273,590	-	-	(62,907)
6/30/2005	W/H TAX DIV PEP	(15,346)	-	(15,346)	-	-	722,258,244	-	-	(15,346)
7/1/2005	W/H TAX DIV KO	(21,746)	-	(21,746)	-	-	722,236,499	-	-	(21,746)
7/1/2005	W/H TAX DIV ALL	(7,631)	-	(7,631)	-	-	722,228,868	-	-	(7,631)
7/1/2005	W/H TAX DIV MRK	(28,331)	-	(28,331)	-	-	722,200,537	-	-	(28,331)
7/1/2005	W/H TAX DIV VIA.B	(4,132)	-	(4,132)	-	-	722,196,405	-	-	(4,132)
7/6/2005	W/H TAX DIV HPQ	(8,121)	-	(8,121)	-	-	722,188,284	-	-	(8,121)
7/8/2005	W/H TAX DIV SLB	(4,567)	-	(4,567)	-	-	722,183,718	-	-	(4,567)
7/11/2005	W/H TAX DIV MO	(52,158)	-	(52,158)	-	-	722,131,560	-	-	(52,158)
7/25/2005	W/H TAX DIV GE	(80,424)	-	(80,424)	-	-	722,051,136	-	-	(80,424)
8/2/2005	CHECK WIRE	4,999,980	4,999,980	-	-	-	727,051,116	-	-	-
8/16/2005	CHECK WIRE	4,999,980	4,999,980	-	-	-	732,051,096	-	-	-
9/1/2005	CHECK WIRE	4,999,980	4,999,980	-	-	-	737,051,076	-	-	-
9/8/2005	FIDELITY SPARTAN U S TREASURY MONEY MARKET	(327)	-	(327)	-	-	737,050,748	-	-	(327)
9/12/2005	FIDELITY SPARTAN U S TREASURY MONEY MARKET	(3)	-	(3)	-	-	737,050,745	-	-	(3)
9/30/2005	W/H TAX DIV PEP	(10,925)	-	(10,925)	-	-	737,039,820	-	-	(10,925)
9/30/2005	W/H TAX DIV S	(1,825)	-	(1,825)	-	-	737,037,995	-	-	(1,825)
10/3/2005	W/H TAX DIV KO	(30,684)	-	(30,684)	-	-	737,007,311	-	-	(30,684)
10/5/2005	W/H TAX DIV HPQ	(11,122)	-	(11,122)	-	-	736,996,189	-	-	(11,122)
10/7/2005	CHECK WIRE	7,999,980	7,999,980	-	-	-	744,996,169	-	-	-
10/11/2005	W/H TAX DIV MO	(79,118)	-	(79,118)	-	-	744,917,051	-	-	(79,118)
10/12/2005	FIDELITY SPARTAN U S TREASURY MONEY MARKET	(89)	-	(89)	-	-	744,916,962	-	-	(89)
10/13/2005	FIDELITY SPARTAN U S TREASURY MONEY MARKET	(1)	-	(1)	-	-	744,916,961	-	-	(1)
10/14/2005	FIDELITY SPARTAN U S TREASURY MONEY MARKET	(0)	-	(0)	-	-	744,916,961	-	-	(0)
10/19/2005	FIDELITY SPARTAN U S TREASURY MONEY MARKET	(2)	-	(2)	-	-	744,916,959	-	-	(2)
10/25/2005	W/H TAX DIV GE	(82,283)	-	(82,283)	-	-	744,834,676	-	-	(82,283)
10/31/2005	W/H TAX DIV MWD	(9,718)	-	(9,718)	-	-	744,824,958	-	-	(9,718)
11/15/2005	W/H TAX DIV ABT	(14,847)	-	(14,847)	-	-	744,810,111	-	-	(14,847)
11/15/2005	W/H TAX DIV PG	(49,563)	-	(49,563)	-	-	744,760,549	-	-	(49,563)
11/17/2005	FIDELITY SPARTAN U S TREASURY MONEY MARKET	(25)	-	(25)	-	-	744,760,524	-	-	(25)
11/21/2005	W/H TAX DIV GS	(5,673)	-	(5,673)	-	-	744,754,850	-	-	(5,673)
11/21/2005	W/H TAX DIV TXN	(2,545)	-	(2,545)	-	-	744,752,305	-	-	(2,545)
11/23/2005	W/H TAX DIV MER	(9,077)	-	(9,077)	-	-	744,743,227	-	-	(9,077)
11/23/2005	W/H TAX DIV C	(115,828)	-	(115,828)	-	-	744,627,400	-	-	(115,828)
11/30/2005	FIDELITY SPARTAN U S TREASURY MONEY MARKET	(5)	-	(5)	-	-	744,627,394	-	-	(5)
12/1/2005	W/H TAX DIV WFC	(44,842)	-	(44,842)	-	-	744,582,552	-	-	(44,842)
12/1/2005	W/H TAX DIV INTC	(24,820)	-	(24,820)	-	-	744,557,732	-	-	(24,820)
12/2/2005	W/H TAX DIV BA	(10,212)	-	(10,212)	-	-	744,547,520	-	-	(10,212)
12/6/2005	W/H TAX DIV PFE	(72,145)	-	(72,145)	-	-	744,475,375	-	-	(72,145)
12/8/2005	W/H TAX DIV MSFT	(37,639)	-	(37,639)	-	-	744,437,736	-	-	(37,639)
12/9/2005	W/H TAX DIV XOM	(93,777)	-	(93,777)	-	-	744,343,960	-	-	(93,777)
12/12/2005	W/H TAX DIV IBM	(16,339)	-	(16,339)	-	-	744,327,620	-	-	(16,339)
12/12/2005	W/H TAX DIV CVX	(52,479)	-	(52,479)	-	-	744,275,141	-	-	(52,479)
12/12/2005	W/H TAX DIV MMM	(17,156)	-	(17,156)	-	-	744,257,985	-	-	(17,156)
12/12/2005	W/H TAX DIV UTX	(11,644)	-	(11,644)	-	-	744,246,341	-	-	(11,644)
12/13/2005	W/H TAX DIV JNJ	(50,761)	-	(50,761)	-	-	744,195,580	-	-	(50,761)
12/15/2005	W/H TAX DIV HD	(10,893)	-	(10,893)	-	-	744,184,687	-	-	(10,893)
12/15/2005	W/H TAX DIV TWX	(11,951)	-	(11,951)	-	-	744,172,736	-	-	(11,951)
12/15/2005	W/H TAX DIV KO	(29,367)	-	(29,367)	-	-	744,143,369	-	-	(29,367)
12/16/2005	W/H TAX DIV AIG	(19,743)	-	(19,743)	-	-	744,123,626	-	-	(19,743)
12/16/2005	FIDELITY SPARTAN U S TREASURY MONEY MARKET	(3)	-	(3)	-	-	744,123,622	-	-	(3)
12/20/2005	CHECK WIRE	14,999,980	14,999,980	-	-	-	759,123,602	-	-	-
12/22/2005	FIDELITY SPARTAN U S TREASURY MONEY MARKET	(15)	-	(15)	-	-	759,123,588	-	-	(15)
12/23/2005	W/H TAX DIV BAC	(102,121)	-	(102,121)	-	-	759,021,467	-	-	(102,121)
12/30/2005	W/H TAX DIV S	(3,744)	-	(3,744)	-	-	759,017,722	-	-	(3,744)
12/30/2005	FIDELITY SPARTAN U S TREASURY MONEY MARKET	(6)	-	(6)	-	-	759,017,717	-	-	(6)
1/3/2006	W/H TAX DIV VIA.B	(5,719)	-	(5,719)	-	-	759,011,998	-	-	(5,719)
1/3/2006	W/H TAX DIV PEP	(22,421)	-	(22,421)	-	-	758,989,577	-	-	(22,421)
1/3/2006	W/H TAX DIV WMT	(12,581)	-	(12,581)	-	-	758,976,995	-	-	(12,581)
1/3/2006	W/H TAX DIV MRK	(43,118)	-	(43,118)	-	-	758,933,878	-	-	(43,118)

BLMIS ACCOUNT NO. IFR108 - UBS (LUXEMBOURG) SA FBO LUXALPHA SICAV ATTN: SERGE KARP

Column 1	Column 2	Column 3	Column 4	Column 5	Column 6	Column 7	Column 8	Column 9	Column 10	Column 11
Date	Transaction Description	Transaction Amount Reported in Customer Statement	Cash Deposits	Cash Withdrawals	Transfers of Principal In	Transfers of Principal Out	Balance of Principal	Preference Period Initial Transfers	Two Year Initial Transfers	Six Year Initial Transfers
1/4/2006	W/H TAX DIV HPQ	(11,748)	-	(11,748)	-	-	758,922,130	-	-	(11,748)
1/6/2006	W/H TAX DIV DIS	(28,185)	-	(28,185)	-	-	758,893,944	-	-	(28,185)
1/13/2006	FIDELITY SPARTAN U S TREASURY MONEY MARKET	(17)	-	(17)	-	-	758,893,927	-	-	(17)
1/17/2006	CHECK WIRE	4,999,980	4,999,980	-	-	-	763,893,907	-	-	-
1/31/2006	CHECK WIRE	4,999,980	4,999,980	-	-	-	768,893,887	-	-	-
1/31/2006	W/H TAX DIV MS	(14,727)	-	(14,727)	-	-	768,879,160	-	-	(14,727)
1/31/2006	FIDELITY SPARTAN U S TREASURY MONEY MARKET	(26)	-	(26)	-	-	768,879,135	-	-	(26)
2/1/2006	W/H TAX DIV VZ	(13,322)	-	(13,322)	-	-	768,865,812	-	-	(13,322)
2/1/2006	W/H TAX DIV T	(15,313)	-	(15,313)	-	-	768,850,499	-	-	(15,313)
2/13/2006	W/H TAX DIV TXN	(2,405)	-	(2,405)	-	-	768,848,095	-	-	(2,405)
2/15/2006	CHECK WIRE	4,999,980	4,999,980	-	-	-	773,848,075	-	-	-
2/15/2006	W/H TAX DIV ABT	(21,249)	-	(21,249)	-	-	773,826,825	-	-	(21,249)
2/15/2006	W/H TAX DIV PG	(47,089)	-	(47,089)	-	-	773,779,736	-	-	(47,089)
2/23/2006	W/H TAX DIV GS	(5,682)	-	(5,682)	-	-	773,774,054	-	-	(5,682)
2/24/2006	CHECK WIRE	4,999,980	4,999,980	-	-	-	778,774,034	-	-	-
2/24/2006	W/H TAX DIV C	(123,376)	-	(123,376)	-	-	778,650,658	-	-	(123,376)
2/28/2006	FIDELITY SPARTAN U S TREASURY MONEY MARKET	(27)	-	(27)	-	-	778,650,631	-	-	(27)
2/28/2006	W/H TAX DIV MER	(11,363)	-	(11,363)	-	-	778,639,268	-	-	(11,363)
3/1/2006	W/H TAX DIV INTC	(29,904)	-	(29,904)	-	-	778,609,364	-	-	(29,904)
3/1/2006	W/H TAX DIV WFC	(42,544)	-	(42,544)	-	-	778,566,820	-	-	(42,544)
3/3/2006	CHECK WIRE	15,999,980	15,999,980	-	-	-	794,566,800	-	-	-
3/3/2006	W/H TAX DIV BA	(12,272)	-	(12,272)	-	-	794,554,528	-	-	(12,272)
3/7/2006	W/H TAX DIV UPS	(20,727)	-	(20,727)	-	-	794,533,801	-	-	(20,727)
3/7/2006	W/H TAX DIV PFE	(88,132)	-	(88,132)	-	-	794,445,669	-	-	(88,132)
3/9/2006	W/H TAX DIV MSFT	(41,218)	-	(41,218)	-	-	794,404,451	-	-	(41,218)
3/10/2006	W/H TAX DIV UTX	(11,000)	-	(11,000)	-	-	794,393,451	-	-	(11,000)
3/10/2006	W/H TAX DIV IBM	(15,633)	-	(15,633)	-	-	794,377,819	-	-	(15,633)
3/10/2006	W/H TAX DIV TGT	(4,545)	-	(4,545)	-	-	794,373,274	-	-	(4,545)
3/10/2006	W/H TAX DIV XOM	(98,663)	-	(98,663)	-	-	794,274,611	-	-	(98,663)
3/10/2006	W/H TAX DIV CVX	(50,391)	-	(50,391)	-	-	794,224,220	-	-	(50,391)
3/10/2006	FIDELITY SPARTAN U S TREASURY MONEY MARKET	(12)	-	(12)	-	-	794,224,208	-	-	(12)
3/13/2006	W/H TAX DIV MMM	(16,727)	-	(16,727)	-	-	794,207,481	-	-	(16,727)
3/14/2006	W/H TAX DIV JNJ	(49,498)	-	(49,498)	-	-	794,157,983	-	-	(49,498)
3/15/2006	CHECK WIRE	4,999,980	4,999,980	-	-	-	799,157,963	-	-	-
3/15/2006	W/H TAX DIV TWX	(11,635)	-	(11,635)	-	-	799,146,328	-	-	(11,635)
3/16/2006	FIDELITY SPARTAN U S TREASURY MONEY MARKET	(1)	-	(1)	-	-	799,146,327	-	-	(1)
3/17/2006	W/H TAX DIV AIG	(19,224)	-	(19,224)	-	-	799,127,102	-	-	(19,224)
3/22/2006	CHECK WIRE	14,999,980	14,999,980	-	-	-	814,127,082	-	-	-
3/23/2006	W/H TAX DIV HD	(15,681)	-	(15,681)	-	-	814,111,401	-	-	(15,681)
3/24/2006	W/H TAX DIV BAC	(115,905)	-	(115,905)	-	-	813,995,496	-	-	(115,905)
3/30/2006	FIDELITY SPARTAN U S TREASURY MONEY MARKET	(24)	-	(24)	-	-	813,995,472	-	-	(24)
3/31/2006	W/H TAX DIV S	(3,939)	-	(3,939)	-	-	813,991,533	-	-	(3,939)
3/31/2006	FIDELITY SPARTAN U S TREASURY MONEY MARKET	(2)	-	(2)	-	-	813,991,531	-	-	(2)
3/31/2006	W/H TAX DIV PEP	(22,629)	-	(22,629)	-	-	813,968,903	-	-	(22,629)
4/3/2006	W/H TAX DIV WMT	(22,477)	-	(22,477)	-	-	813,946,426	-	-	(22,477)
4/3/2006	W/H TAX DIV MRK	(44,046)	-	(44,046)	-	-	813,902,379	-	-	(44,046)
4/3/2006	W/H TAX DIV KO	(33,887)	-	(33,887)	-	-	813,868,493	-	-	(33,887)
4/5/2006	FIDELITY SPARTAN U S TREASURY MONEY MARKET	(3)	-	(3)	-	-	813,868,489	-	-	(3)
4/5/2006	W/H TAX DIV HPQ	(12,139)	-	(12,139)	-	-	813,856,351	-	-	(12,139)
4/7/2006	CHECK WIRE	9,999,980	9,999,980	-	-	-	823,856,331	-	-	-
4/7/2006	FIDELITY SPARTAN U S TREASURY MONEY MARKET	(1)	-	(1)	-	-	823,856,329	-	-	(1)
4/7/2006	W/H TAX DIV SLB	(7,041)	-	(7,041)	-	-	823,849,288	-	-	-
4/10/2006	W/H TAX DIV MO	(88,878)	-	(88,878)	-	-	823,760,410	-	-	(88,878)
4/21/2006	CHECK WIRE	14,999,980	14,999,980	-	-	-	838,760,390	-	-	-
4/21/2006	FIDELITY SPARTAN U S TREASURY MONEY MARKET	(5)	-	(5)	-	-	838,760,384	-	-	(5)
4/25/2006	W/H TAX DIV GE	(131,624)	-	(131,624)	-	-	838,628,761	-	-	(131,624)
4/28/2006	CXL W/H TAX DIV SLB	7,041	-	7,041	-	-	838,635,802	-	-	-
4/28/2006	W/H TAX DIV MDT	(6,199)	-	(6,199)	-	-	838,629,603	-	-	(6,199)
4/28/2006	FIDELITY SPARTAN U S TREASURY MONEY MARKET	(8)	-	(8)	-	-	838,629,595	-	-	(8)
4/28/2006	W/H TAX DIV MS	(15,726)	-	(15,726)	-	-	838,613,869	-	-	(15,726)
5/1/2006	W/H TAX DIV VZ	(64,200)	-	(64,200)	-	-	838,549,669	-	-	(64,200)
5/1/2006	W/H TAX DIV JPM	(47,052)	-	(47,052)	-	-	838,502,617	-	-	(47,052)
5/1/2006	W/H TAX DIV T	(69,396)	-	(69,396)	-	-	838,433,221	-	-	(69,396)
5/4/2006	CHECK WIRE	14,999,980	14,999,980	-	-	-	853,433,201	-	-	-
5/5/2006	FIDELITY SPARTAN U S TREASURY MONEY MARKET	(5)	-	(5)	-	-	853,433,197	-	-	(5)

BLMIS ACCOUNT NO. 1FR108 - UBS (LUXEMBOURG) SA FBO LUXALPHA SICAV ATTN: SERGE KARP

Column 1	Column 2	Column 3	Column 4	Column 5	Column 6	Column 7	Column 8	Column 9	Column 10	Column 11
Date	Transaction Description	Transaction Amount Reported in Customer Statement	Cash Deposits	Cash Withdrawals	Transfers of Principal In	Transfers of Principal Out	Balance of Principal	Preference Period Initial Transfers	Two Year Initial Transfers	Six Year Initial Transfers
5/10/2006	W/H TAX DIV AXP	(8,154)	-	(8,154)	-	-	853,425,042	-	-	(8,154)
5/10/2006	FIDELITY SPARTAN U S TREASURY MONEY MARKET	(2)	-	(2)	-	-	853,425,040	-	-	(2)
5/15/2006	W/H TAX DIV ABT	(24,341)	-	(24,341)	-	-	853,400,699	-	-	(24,341)
5/15/2006	W/H TAX DIV PG	(55,672)	-	(55,672)	-	-	853,345,027	-	-	(55,672)
5/19/2006	CHECK WIRE	49,999,980	49,999,980	-	-	-	903,345,007	-	-	-
5/22/2006	W/H TAX DIV CAT	(9,294)	-	(9,294)	-	-	903,335,713	-	-	(9,294)
5/22/2006	W/H TAX DIV TXN	(2,621)	-	(2,621)	-	-	903,333,092	-	-	(2,621)
5/24/2006	W/H TAX DIV MER	(12,614)	-	(12,614)	-	-	903,320,478	-	-	(12,614)
5/25/2006	W/H TAX DIV GS	(8,494)	-	(8,494)	-	-	903,311,984	-	-	(8,494)
5/26/2006	W/H TAX DIV C	(133,186)	-	(133,186)	-	-	903,178,799	-	-	(133,186)
5/31/2006	W/H TAX DIV UPS	(23,007)	-	(23,007)	-	-	903,155,792	-	-	(23,007)
5/31/2006	FIDELITY SPARTAN U S TREASURY MONEY MARKET	(30)	-	(30)	-	-	903,155,761	-	-	(30)
6/1/2006	W/H TAX DIV INTC	(32,795)	-	(32,795)	-	-	903,122,966	-	-	(32,795)
6/1/2006	W/H TAX DIV WFC	(49,849)	-	(49,849)	-	-	903,073,118	-	-	(49,849)
6/2/2006	W/H TAX DIV BA	(13,623)	-	(13,623)	-	-	903,059,495	-	-	(13,623)
6/5/2006	W/H TAX DIV WMT	(23,663)	-	(23,663)	-	-	903,035,832	-	-	(23,663)
6/6/2006	W/H TAX DIV PFE	(99,293)	-	(99,293)	-	-	902,936,539	-	-	(99,293)
6/6/2006	W/H TAX DIV BMY	(29,899)	-	(29,899)	-	-	902,906,640	-	-	(29,899)
6/8/2006	W/H TAX DIV MSFT	(44,955)	-	(44,955)	-	-	902,861,685	-	-	(44,955)
6/9/2006	W/H TAX DIV XOM	(110,206)	-	(110,206)	-	-	902,751,480	-	-	(110,206)
6/12/2006	W/H TAX DIV UTX	(14,707)	-	(14,707)	-	-	902,736,773	-	-	(14,707)
6/12/2006	W/H TAX DIV IBM	(26,358)	-	(26,358)	-	-	902,710,415	-	-	(26,358)
6/12/2006	W/H TAX DIV MMM	(18,567)	-	(18,567)	-	-	902,691,848	-	-	(18,567)
6/13/2006	W/H TAX DIV JNJ	(62,437)	-	(62,437)	-	-	902,629,411	-	-	(62,437)
6/15/2006	W/H TAX DIV TWX	(12,623)	-	(12,623)	-	-	902,616,788	-	-	(12,623)
6/15/2006	FIDELITY SPARTAN U S TREASURY MONEY MARKET	(24)	-	(24)	-	-	902,616,764	-	-	(24)
6/22/2006	W/H TAX DIV HD	(18,163)	-	(18,163)	-	-	902,598,600	-	-	(18,163)
6/23/2006	W/H TAX DIV BAC	(131,180)	-	(131,180)	-	-	902,467,420	-	-	(131,180)
6/30/2006	FIDELITY SPARTAN U S TREASURY MONEY MARKET	(93)	-	(93)	-	-	902,467,327	-	-	(93)
6/30/2006	W/H TAX DIV S	(4,162)	-	(4,162)	-	-	902,463,165	-	-	(4,162)
6/30/2006	W/H TAX DIV PEP	(27,303)	-	(27,303)	-	-	902,435,862	-	-	(27,303)
7/3/2006	W/H TAX DIV AIG	(21,947)	-	(21,947)	-	-	902,413,914	-	-	(21,947)
7/3/2006	W/H TAX DIV KO	(24,822)	-	(24,822)	-	-	902,389,092	-	-	(24,822)
7/3/2006	W/H TAX DIV CVX	(65,590)	-	(65,590)	-	-	902,323,502	-	-	(65,590)
7/3/2006	W/H TAX DIV MRK	(46,014)	-	(46,014)	-	-	902,277,488	-	-	(46,014)
7/5/2006	W/H TAX DIV HPQ	(12,812)	-	(12,812)	-	-	902,264,676	-	-	(12,812)
7/7/2006	W/H TAX DIV SLB	(8,805)	-	(8,805)	-	-	902,255,871	-	-	-
7/10/2006	CHECK WIRE	19,999,980	19,999,980	-	-	-	922,255,851	-	-	-
7/10/2006	W/H TAX DIV MO	(64,056)	-	(64,056)	-	-	922,191,794	-	-	(64,056)
7/14/2006	FIDELITY SPARTAN U S TREASURY MONEY MARKET	(9)	-	(9)	-	-	922,191,785	-	-	(9)
7/21/2006	FIDELITY SPARTAN U S TREASURY MONEY MARKET	(4)	-	(4)	-	-	922,191,781	-	-	(4)
7/31/2006	FIDELITY SPARTAN U S TREASURY MONEY MARKET	(24)	-	(24)	-	-	922,191,757	-	-	(24)
7/31/2006	W/H TAX DIV MS	(7,368)	-	(7,368)	-	-	922,184,389	-	-	(7,368)
8/7/2006	CHECK WIRE	24,999,980	24,999,980	-	-	-	947,184,369	-	-	-
8/7/2006	CXL W/H TAX DIV SLB	8,805	-	8,805	-	-	947,193,174	-	-	-
8/15/2006	W/H TAX DIV ABT	(11,404)	-	(11,404)	-	-	947,181,770	-	-	(11,404)
8/15/2006	W/H TAX DIV PG	(46,154)	-	(46,154)	-	-	947,135,616	-	-	(46,154)
8/17/2006	FIDELITY SPARTAN U S TREASURY MONEY MARKET	(8)	-	(8)	-	-	947,135,608	-	-	(8)
8/21/2006	W/H TAX DIV CAT	(4,775)	-	(4,775)	-	-	947,130,833	-	-	(4,775)
8/21/2006	W/H TAX DIV TXN	(2,105)	-	(2,105)	-	-	947,128,728	-	-	(2,105)
8/22/2006	CHECK WIRE	19,999,980	19,999,980	-	-	-	967,128,708	-	-	-
8/23/2006	W/H TAX DIV MER	(10,060)	-	(10,060)	-	-	967,118,648	-	-	(10,060)
8/24/2006	W/H TAX DIV GS	(7,042)	-	(7,042)	-	-	967,111,607	-	-	(7,042)
8/25/2006	W/H TAX DIV C	(109,558)	-	(109,558)	-	-	967,002,048	-	-	(109,558)
9/1/2006	FIDELITY SPARTAN U S TREASURY MONEY MARKET	(12)	-	(12)	-	-	967,002,036	-	-	(12)
9/1/2006	W/H TAX DIV INTC	(26,330)	-	(26,330)	-	-	966,975,705	-	-	(26,330)
9/1/2006	W/H TAX DIV WFC	(42,814)	-	(42,814)	-	-	966,932,891	-	-	(42,814)
9/1/2006	W/H TAX DIV BA	(10,865)	-	(10,865)	-	-	966,922,026	-	-	(10,865)
9/5/2006	W/H TAX DIV WMT	(18,872)	-	(18,872)	-	-	966,903,154	-	-	(18,872)
9/5/2006	W/H TAX DIV PFE	(79,316)	-	(79,316)	-	-	966,823,838	-	-	(79,316)
9/6/2006	W/H TAX DIV UPS	(18,349)	-	(18,349)	-	-	966,805,489	-	-	(18,349)
9/7/2006	CHECK WIRE	19,999,980	19,999,980	-	-	-	986,805,469	-	-	-
9/11/2006	W/H TAX DIV UTX	(11,730)	-	(11,730)	-	-	986,793,740	-	-	(11,730)
9/11/2006	W/H TAX DIV XOM	(86,832)	-	(86,832)	-	-	986,706,907	-	-	(86,832)
9/11/2006	W/H TAX DIV IBM	(20,522)	-	(20,522)	-	-	986,686,385	-	-	(20,522)

BLMIS ACCOUNT NO. IFR108 - UBS (LUXEMBOURG) SA FBO LUXALPHA SICAV ATTN: SERGE KARP

Column 1	Column 2	Column 3	Column 4	Column 5	Column 6	Column 7	Column 8	Column 9	Column 10	Column 11
Date	Transaction Description	Transaction Amount Reported in Customer Statement	Cash Deposits	Cash Withdrawals	Transfers of Principal In	Transfers of Principal Out	Balance of Principal	Preference Period Initial Transfers	Two Year Initial Transfers	Six Year Initial Transfers
9/11/2006	W/H TAX DIV CVX	(52,311)	-	(52,311)	-	-	986,634,075	-	-	(52,311)
9/12/2006	W/H TAX DIV MMM	(14,808)	-	(14,808)	-	-	986,619,267	-	-	(14,808)
9/12/2006	W/H TAX DIV JNJ	(49,796)	-	(49,796)	-	-	986,569,471	-	-	(49,796)
9/14/2006	W/H TAX DIV MSFT	(35,695)	-	(35,695)	-	-	986,533,775	-	-	(35,695)
9/15/2006	FIDELITY SPARTAN U S TREASURY MONEY MARKET	(4)	-	(4)	-	-	986,533,772	-	-	(4)
9/15/2006	W/H TAX DIV TWX	(10,748)	-	(10,748)	-	-	986,523,023	-	-	(10,748)
9/15/2006	W/H TAX DIV AIG	(19,254)	-	(19,254)	-	-	986,503,769	-	-	(19,254)
9/21/2006	W/H TAX DIV HD	(13,882)	-	(13,882)	-	-	986,489,887	-	-	(13,882)
9/22/2006	W/H TAX DIV BAC	(114,923)	-	(114,923)	-	-	986,374,964	-	-	(114,923)
9/27/2006	FIDELITY SPARTAN U S TREASURY MONEY MARKET	(14)	-	(14)	-	-	986,374,950	-	-	(14)
9/29/2006	W/H TAX DIV S	(3,377)	-	(3,377)	-	-	986,371,573	-	-	(3,377)
9/29/2006	W/H TAX DIV PEP	(22,254)	-	(22,254)	-	-	986,349,319	-	-	(22,254)
10/2/2006	W/H TAX DIV KO	(28,690)	-	(28,690)	-	-	986,320,629	-	-	(28,690)
10/2/2006	W/H TAX DIV MRK	(36,698)	-	(36,698)	-	-	986,283,931	-	-	(36,698)
10/4/2006	CHECK WIRE	19,999,980	19,999,980	-	-	-	1,006,283,911	-	-	-
10/4/2006	W/H TAX DIV HPQ	(9,979)	-	(9,979)	-	-	1,006,273,932	-	-	(9,979)
10/10/2006	W/H TAX DIV MO	(81,098)	-	(81,098)	-	-	1,006,192,834	-	-	(81,098)
10/17/2006	FIDELITY SPARTAN U S TREASURY MONEY MARKET	(25)	-	(25)	-	-	1,006,192,809	-	-	(25)
10/25/2006	W/H TAX DIV GE	(117,262)	-	(117,262)	-	-	1,006,075,547	-	-	(117,262)
10/26/2006	FIDELITY SPARTAN U S TREASURY MONEY MARKET	(5)	-	(5)	-	-	1,006,075,542	-	-	(5)
10/27/2006	FIDELITY SPARTAN U S TREASURY MONEY MARKET	(0)	-	(0)	-	-	1,006,075,542	-	-	(0)
10/30/2006	FIDELITY SPARTAN U S TREASURY MONEY MARKET	(3)	-	(3)	-	-	1,006,075,539	-	-	(3)
10/31/2006	FIDELITY SPARTAN U S TREASURY MONEY MARKET	(0)	-	(0)	-	-	1,006,075,539	-	-	(0)
11/2/2006	CHECK WIRE	19,999,980	19,999,980	-	-	-	1,026,075,519	-	-	-
11/8/2006	CHECK WIRE	19,999,980	19,999,980	-	-	-	1,046,075,499	-	-	-
11/20/2006	FIDELITY SPARTAN U S TREASURY MONEY MARKET	(11)	-	(11)	-	-	1,046,075,488	-	-	(11)
11/20/2006	W/H TAX DIV TXN	(3,913)	-	(3,913)	-	-	1,046,071,575	-	-	(3,913)
11/22/2006	W/H TAX DIV MER	(14,387)	-	(14,387)	-	-	1,046,057,188	-	-	(14,387)
11/22/2006	W/H TAX DIV C	(149,447)	-	(149,447)	-	-	1,045,907,741	-	-	(149,447)
11/27/2006	FIDELITY SPARTAN U S TREASURY MONEY MARKET	(7)	-	(7)	-	-	1,045,907,735	-	-	(7)
11/30/2006	FIDELITY SPARTAN U S TREASURY MONEY MARKET	(1)	-	(1)	-	-	1,045,907,734	-	-	(1)
12/4/2006	CHECK WIRE	19,999,980	19,999,980	-	-	-	1,065,907,714	-	-	-
12/20/2006	CHECK WIRE	19,999,980	19,999,980	-	-	-	1,085,907,694	-	-	-
12/28/2006	CHECK WIRE	19,999,980	19,999,980	-	-	-	1,105,907,674	-	-	-
1/2/2007	W/H TAX DIV MRK	(53,225)	-	(53,225)	-	-	1,105,854,449	-	(53,225)	(53,225)
1/2/2007	W/H TAX DIV PEP	(32,468)	-	(32,468)	-	-	1,105,821,981	-	(32,468)	(32,468)
1/2/2007	W/H TAX DIV WMT	(26,844)	-	(26,844)	-	-	1,105,795,136	-	(26,844)	(26,844)
1/3/2007	W/H TAX DIV EXC	(16,113)	-	(16,113)	-	-	1,105,779,023	-	(16,113)	(16,113)
1/3/2007	W/H TAX DIV IBM	(28,155)	-	(28,155)	-	-	1,105,750,868	-	(28,155)	(28,155)
1/3/2007	W/H TAX DIV HD	(29,762)	-	(29,762)	-	-	1,105,721,106	-	(29,762)	(29,762)
1/3/2007	W/H TAX DIV S	(4,810)	-	(4,810)	-	-	1,105,716,296	-	(4,810)	(4,810)
1/3/2007	W/H TAX DIV AIG	(27,778)	-	(27,778)	-	-	1,105,688,517	-	(27,778)	(27,778)
1/3/2007	W/H TAX DIV KO	(41,006)	-	(41,006)	-	-	1,105,647,511	-	(41,006)	(41,006)
1/3/2007	W/H TAX DIV MSFT	(53,696)	-	(53,696)	-	-	1,105,593,816	-	(53,696)	(53,696)
1/3/2007	FIDELITY SPARTAN U S TREASURY MONEY MARKET	(1)	-	(1)	-	-	1,105,593,815	-	(1)	(1)
1/3/2007	W/H TAX DIV CVX	(71,817)	-	(71,817)	-	-	1,105,521,997	-	(71,817)	(71,817)
1/3/2007	W/H TAX DIV XOM	(118,423)	-	(118,423)	-	-	1,105,403,574	-	(118,423)	(118,423)
1/3/2007	W/H TAX DIV PFE	(109,605)	-	(109,605)	-	-	1,105,293,969	-	(109,605)	(109,605)
1/3/2007	W/H TAX DIV BAC	(164,841)	-	(164,841)	-	-	1,105,129,128	-	(164,841)	(164,841)
1/3/2007	W/H TAX DIV TWX	(14,550)	-	(14,550)	-	-	1,105,114,577	-	(14,550)	(14,550)
1/3/2007	FIDELITY SPARTAN U S TREASURY MONEY MARKET	(54)	-	(54)	-	-	1,105,114,523	-	(54)	(54)
1/3/2007	W/H TAX DIV WB	(70,564)	-	(70,564)	-	-	1,105,043,959	-	(70,564)	(70,564)
1/3/2007	W/H TAX DIV BA	(15,537)	-	(15,537)	-	-	1,105,028,422	-	(15,537)	(15,537)
1/3/2007	W/H TAX DIV INTC	(35,856)	-	(35,856)	-	-	1,104,992,566	-	(35,856)	(35,856)
1/3/2007	W/H TAX DIV MCD	(74,810)	-	(74,810)	-	-	1,104,917,756	-	(74,810)	(74,810)
1/3/2007	W/H TAX DIV WFC	(58,504)	-	(58,504)	-	-	1,104,859,252	-	(58,504)	(58,504)
1/3/2007	W/H TAX DIV MMM	(21,177)	-	(21,177)	-	-	1,104,838,075	-	(21,177)	(21,177)
1/3/2007	W/H TAX DIV TGT	(6,215)	-	(6,215)	-	-	1,104,831,860	-	(6,215)	(6,215)
1/3/2007	W/H TAX DIV UTX	(16,775)	-	(16,775)	-	-	1,104,815,085	-	(16,775)	(16,775)
1/3/2007	W/H TAX DIV HPQ	(14,257)	-	(14,257)	-	-	1,104,800,828	-	(14,257)	(14,257)
1/3/2007	W/H TAX DIV JNJ	(69,055)	-	(69,055)	-	-	1,104,731,773	-	(69,055)	(69,055)
1/4/2007	W/H TAX DIV UPS	(26,241)	-	(26,241)	-	-	1,104,705,532	-	(26,241)	(26,241)
1/10/2007	W/H TAX DIV MO	(31,943)	-	(31,943)	-	-	1,104,673,588	-	(31,943)	(31,943)
1/12/2007	W/H TAX DIV DIS	(42,200)	-	(42,200)	-	-	1,104,631,388	-	(42,200)	(42,200)
1/25/2007	W/H TAX DIV GE	(108,674)	-	(108,674)	-	-	1,104,522,714	-	(108,674)	(108,674)

BLMIS ACCOUNT NO. IFR108 - UBS (LUXEMBOURG) SA FBO LUXALPHA SICAV ATTN: SERGE KARP

Column 1	Column 2	Column 3	Column 4	Column 5	Column 6	Column 7	Column 8	Column 9	Column 10	Column 11
Date	Transaction Description	Transaction Amount Reported in Customer Statement	Cash Deposits	Cash Withdrawals	Transfers of Principal In	Transfers of Principal Out	Balance of Principal	Preference Period Initial Transfers	Two Year Initial Transfers	Six Year Initial Transfers
1/29/2007	FIDELITY SPARTAN U S TREASURY MONEY MARKET	(9)	-	(9)	-	-	1,104,522,705	-	(9)	(9)
1/31/2007	FIDELITY SPARTAN U S TREASURY MONEY MARKET	(2)	-	(2)	-	-	1,104,522,703	-	(2)	(2)
2/6/2007	FIDELITY SPARTAN U S TREASURY MONEY MARKET	(5)	-	(5)	-	-	1,104,522,698	-	(5)	(5)
2/13/2007	FIDELITY SPARTAN U S TREASURY MONEY MARKET	(6)	-	(6)	-	-	1,104,522,692	-	(6)	(6)
2/16/2007	FIDELITY SPARTAN U S TREASURY MONEY MARKET	(3)	-	(3)	-	-	1,104,522,689	-	(3)	(3)
2/20/2007	FIDELITY SPARTAN U S TREASURY MONEY MARKET	(1)	-	(1)	-	-	1,104,522,688	-	(1)	(1)
2/22/2007	FIDELITY SPARTAN U S TREASURY MONEY MARKET	(0)	-	(0)	-	-	1,104,522,688	-	(0)	(0)
2/23/2007	FIDELITY SPARTAN U S TREASURY MONEY MARKET	(1)	-	(1)	-	-	1,104,522,686	-	(1)	(1)
2/27/2007	CHECK WIRE	19,999,980	19,999,980	-	-	-	1,124,522,666	-	-	-
2/27/2007	W/H TAX DIV CMCSA	(4)	-	(4)	-	-	1,124,522,662	-	(4)	(4)
2/28/2007	FIDELITY SPARTAN U S TREASURY MONEY MARKET	(7)	-	(7)	-	-	1,124,522,655	-	(7)	(7)
3/1/2007	W/H TAX DIV COP	(24,645)	-	(24,645)	-	-	1,124,498,010	-	(24,645)	(24,645)
3/6/2007	W/H TAX DIV UPS	(16,335)	-	(16,335)	-	-	1,124,481,675	-	(16,335)	(16,335)
3/9/2007	FIDELITY SPARTAN U S TREASURY MONEY MARKET	(16)	-	(16)	-	-	1,124,481,659	-	(16)	(16)
3/12/2007	W/H TAX DIV UTX	(5,617)	-	(5,617)	-	-	1,124,476,042	-	(5,617)	(5,617)
3/12/2007	W/H TAX DIV CVX	(23,046)	-	(23,046)	-	-	1,124,452,997	-	(23,046)	(23,046)
3/12/2007	W/H TAX DIV MMM	(20,226)	-	(20,226)	-	-	1,124,432,771	-	(20,226)	(20,226)
3/12/2007	W/H TAX DIV TGT	(3,819)	-	(3,819)	-	-	1,124,428,952	-	(3,819)	(3,819)
3/13/2007	W/H TAX DIV JNJ	(61,230)	-	(61,230)	-	-	1,124,367,722	-	(61,230)	(61,230)
3/15/2007	W/H TAX DIV TWX	(12,167)	-	(12,167)	-	-	1,124,355,555	-	(12,167)	(12,167)
3/15/2007	W/H TAX DIV WB	(58,992)	-	(58,992)	-	-	1,124,296,564	-	(58,992)	(58,992)
3/16/2007	W/H TAX DIV AIG	(23,465)	-	(23,465)	-	-	1,124,273,099	-	(23,465)	(23,465)
3/20/2007	FIDELITY SPARTAN U S TREASURY MONEY MARKET	(24)	-	(24)	-	-	1,124,273,075	-	(24)	(24)
3/22/2007	W/H TAX DIV HD	(26,072)	-	(26,072)	-	-	1,124,247,003	-	(26,072)	(26,072)
3/23/2007	W/H TAX DIV BAC	(138,630)	-	(138,630)	-	-	1,124,108,373	-	(138,630)	(138,630)
3/28/2007	FIDELITY SPARTAN U S TREASURY MONEY MARKET	(13)	-	(13)	-	-	1,124,108,360	-	(13)	(13)
3/30/2007	W/H TAX DIV S	(4,741)	-	(4,741)	-	-	1,124,103,620	-	(4,741)	(4,741)
3/30/2007	FIDELITY SPARTAN U S TREASURY MONEY MARKET	(7)	-	(7)	-	-	1,124,103,613	-	(7)	(7)
3/30/2007	W/H TAX DIV PEP	(32,347)	-	(32,347)	-	-	1,124,071,266	-	(32,347)	(32,347)
4/2/2007	CHECK WIRE	19,999,980	19,999,980	-	-	-	1,144,071,246	-	-	-
4/2/2007	W/H TAX DIV KO	(46,422)	-	(46,422)	-	-	1,144,024,824	-	(46,422)	(46,422)
4/2/2007	W/H TAX DIV WMT	(35,899)	-	(35,899)	-	-	1,143,988,925	-	(35,899)	(35,899)
4/2/2007	W/H TAX DIV MRK	(55,434)	-	(55,434)	-	-	1,143,933,491	-	(55,434)	(55,434)
4/4/2007	W/H TAX DIV HPQ	(14,715)	-	(14,715)	-	-	1,143,918,776	-	(14,715)	(14,715)
4/10/2007	W/H TAX DIV MO	(120,002)	-	(120,002)	-	-	1,143,798,774	-	(120,002)	(120,002)
4/19/2007	FIDELITY SPARTAN U S TREASURY MONEY MARKET	(30)	-	(30)	-	-	1,143,798,744	-	(30)	(30)
4/20/2007	FIDELITY SPARTAN U S TREASURY MONEY MARKET	(1)	-	(1)	-	-	1,143,798,744	-	(1)	(1)
4/25/2007	W/H TAX DIV GE	(160,752)	-	(160,752)	-	-	1,143,637,992	-	(160,752)	(160,752)
5/4/2007	W/H TAX DIV CVS	(4,346)	-	(4,346)	-	-	1,143,633,646	-	(4,346)	(4,346)
5/15/2007	W/H TAX DIV PG	(77,001)	-	(77,001)	-	-	1,143,556,645	-	(77,001)	(77,001)
5/21/2007	FIDELITY SPARTAN U S TREASURY MONEY MARKET	(20)	-	(20)	-	-	1,143,556,625	-	(20)	(20)
5/23/2007	W/H TAX DIV MER	(20,383)	-	(20,383)	-	-	1,143,536,242	-	(20,383)	(20,383)
5/24/2007	W/H TAX DIV GS	(5,965)	-	(5,965)	-	-	1,143,530,277	-	(5,965)	(5,965)
5/25/2007	W/H TAX DIV C	(181,697)	-	(181,697)	-	-	1,143,348,580	-	(181,697)	(181,697)
5/31/2007	FIDELITY SPARTAN U S TREASURY MONEY MARKET	(4)	-	(4)	-	-	1,143,348,576	-	(4)	(4)
6/1/2007	W/H TAX DIV WFC	(65,225)	-	(65,225)	-	-	1,143,283,351	-	(65,225)	(65,225)
6/1/2007	W/H TAX DIV COP	(46,848)	-	(46,848)	-	-	1,143,236,503	-	(46,848)	(46,848)
6/1/2007	W/H TAX DIV BA	(18,815)	-	(18,815)	-	-	1,143,217,688	-	(18,815)	(18,815)
6/1/2007	W/H TAX DIV INTC	(45,133)	-	(45,133)	-	-	1,143,172,555	-	(45,133)	(45,133)
6/4/2007	W/H TAX DIV WMT	(37,012)	-	(37,012)	-	-	1,143,135,543	-	(37,012)	(37,012)
6/5/2007	W/H TAX DIV UPS	(29,895)	-	(29,895)	-	-	1,143,105,648	-	(29,895)	(29,895)
6/5/2007	W/H TAX DIV PFE	(142,614)	-	(142,614)	-	-	1,142,963,034	-	(142,614)	(142,614)
6/6/2007	W/H TAX DIV TYC	(13,788)	-	(13,788)	-	-	1,142,949,246	-	-	-
6/11/2007	W/H TAX DIV IBM	(41,412)	-	(41,412)	-	-	1,142,907,834	-	(41,412)	(41,412)
6/11/2007	W/H TAX DIV CVX	(86,319)	-	(86,319)	-	-	1,142,821,515	-	(86,319)	(86,319)
6/11/2007	W/H TAX DIV XOM	(137,376)	-	(137,376)	-	-	1,142,684,139	-	(137,376)	(137,376)
6/11/2007	W/H TAX DIV UTX	(18,862)	-	(18,862)	-	-	1,142,665,277	-	(18,862)	(18,862)
6/12/2007	W/H TAX DIV MMM	(24,847)	-	(24,847)	-	-	1,142,640,429	-	(24,847)	(24,847)
6/12/2007	W/H TAX DIV JNJ	(82,419)	-	(82,419)	-	-	1,142,558,010	-	(82,419)	(82,419)
6/14/2007	W/H TAX DIV MSFT	(59,957)	-	(59,957)	-	-	1,142,498,054	-	(59,957)	(59,957)
6/15/2007	FIDELITY SPARTAN U S TREASURY MONEY MARKET	(9)	-	(9)	-	-	1,142,498,044	-	(9)	(9)
6/15/2007	W/H TAX DIV TWX	(14,701)	-	(14,701)	-	-	1,142,483,343	-	(14,701)	(14,701)
6/15/2007	W/H TAX DIV WB	(72,472)	-	(72,472)	-	-	1,142,410,872	-	(72,472)	(72,472)
6/15/2007	W/H TAX DIV AIG	(29,895)	-	(29,895)	-	-	1,142,380,977	-	(29,895)	(29,895)
6/21/2007	W/H TAX DIV HD	(32,030)	-	(32,030)	-	-	1,142,348,947	-	(32,030)	(32,030)

BLMIS ACCOUNT NO. IFR108 - UBS (LUXEMBOURG) SA FBO LUXALPHA SICAV ATTN: SERGE KARP

Column 1	Column 2	Column 3	Column 4	Column 5	Column 6	Column 7	Column 8	Column 9	Column 10	Column 11
Date	Transaction Description	Transaction Amount Reported in Customer Statement	Cash Deposits	Cash Withdrawals	Transfers of Principal In	Transfers of Principal Out	Balance of Principal	Preference Period Initial Transfers	Two Year Initial Transfers	Six Year Initial Transfers
6/22/2007	W/H TAX DIV BAC	(173,932)	-	(173,932)	-	-	1,142,175,015	-	(173,932)	(173,932)
6/29/2007	W/H TAX DIV PEP	(42,848)	-	(42,848)	-	-	1,142,132,166	-	(42,848)	(42,848)
6/29/2007	FIDELITY SPARTAN U S TREASURY MONEY MARKET	(19)	-	(19)	-	-	1,142,132,147	-	(19)	(19)
6/29/2007	W/H TAX DIV S	(5,015)	-	(5,015)	-	-	1,142,127,132	-	(5,015)	(5,015)
7/2/2007	W/H TAX DIV MRK	(56,554)	-	(56,554)	-	-	1,142,070,578	-	(56,554)	(56,554)
7/2/2007	W/H TAX DIV KO	(46,972)	-	(46,972)	-	-	1,142,023,606	-	(46,972)	(46,972)
7/5/2007	W/H TAX DIV HPQ	(15,012)	-	(15,012)	-	-	1,142,008,594	-	(15,012)	(15,012)
7/10/2007	W/H TAX DIV MO	(99,600)	-	(99,600)	-	-	1,141,908,994	-	(99,600)	(99,600)
7/17/2007	CXL W/H TAX DIV TYC	13,788	-	13,788	-	-	1,141,922,782	-	-	-
7/17/2007	FIDELITY SPARTAN U S TREASURY MONEY MARKET	(19)	-	(19)	-	-	1,141,922,763	-	(19)	(19)
8/2/2007	CHECK WIRE	(15,000,000)	-	(15,000,000)	-	-	1,126,922,763	-	(15,000,000)	(15,000,000)
8/2/2007	FIDELITY SPARTAN U S TREASURY MONEY MARKET	(11)	-	(11)	-	-	1,126,922,751	-	(11)	(11)
8/6/2007	FIDELITY SPARTAN U S TREASURY MONEY MARKET	(1)	-	(1)	-	-	1,126,922,750	-	(1)	(1)
8/24/2007	W/H TAX DIV C	(74,423)	-	(74,423)	-	-	1,126,848,326	-	(74,423)	(74,423)
9/4/2007	W/H TAX DIV WMT	(14,874)	-	(14,874)	-	-	1,126,833,452	-	(14,874)	(14,874)
9/4/2007	W/H TAX DIV WFC	(29,020)	-	(29,020)	-	-	1,126,804,432	-	(29,020)	(29,020)
9/4/2007	W/H TAX DIV INTC	(18,430)	-	(18,430)	-	-	1,126,786,001	-	(18,430)	(18,430)
9/5/2007	W/H TAX DIV PFE	(57,313)	-	(57,313)	-	-	1,126,728,689	-	(57,313)	(57,313)
9/6/2007	FIDELITY SPARTAN U S TREASURY MONEY MARKET	(25)	-	(25)	-	-	1,126,728,663	-	(25)	(25)
9/6/2007	CHECK WIRE	(43,000,000)	-	(43,000,000)	-	-	1,083,728,663	-	(43,000,000)	(43,000,000)
9/7/2007	W/H TAX DIV BA	(7,281)	-	(7,281)	-	-	1,083,721,382	-	(7,281)	(7,281)
9/10/2007	W/H TAX DIV CVX	(34,689)	-	(34,689)	-	-	1,083,686,693	-	(34,689)	(34,689)
9/10/2007	W/H TAX DIV XOM	(55,519)	-	(55,519)	-	-	1,083,631,174	-	(55,519)	(55,519)
9/10/2007	W/H TAX DIV IBM	(15,602)	-	(15,602)	-	-	1,083,615,572	-	(15,602)	(15,602)
9/10/2007	W/H TAX DIV UTX	(9,153)	-	(9,153)	-	-	1,083,606,418	-	(9,153)	(9,153)
9/13/2007	W/H TAX DIV MSFT	(23,664)	-	(23,664)	-	-	1,083,582,755	-	(23,664)	(23,664)
9/14/2007	FIDELITY SPARTAN U S TREASURY MONEY MARKET	(5)	-	(5)	-	-	1,083,582,750	-	(5)	(5)
9/18/2007	FIDELITY SPARTAN U S TREASURY MONEY MARKET	(3)	-	(3)	-	-	1,083,582,746	-	(3)	(3)
9/26/2007	FIDELITY SPARTAN U S TREASURY MONEY MARKET	(10)	-	(10)	-	-	1,083,582,737	-	(10)	(10)
9/28/2007	CHECK WIRE	(12,366,000)	-	(12,366,000)	-	-	1,071,216,737	-	(12,366,000)	(12,366,000)
9/28/2007	FIDELITY SPARTAN U S TREASURY MONEY MARKET	(1)	-	(1)	-	-	1,071,216,735	-	(1)	(1)
10/1/2007	W/H TAX DIV KO	(17,157)	-	(17,157)	-	-	1,071,199,578	-	(17,157)	(17,157)
10/10/2007	W/H TAX DIV MO	(39,650)	-	(39,650)	-	-	1,071,159,928	-	(39,650)	(39,650)
10/25/2007	W/H TAX DIV GE	(104,711)	-	(104,711)	-	-	1,071,055,217	-	(104,711)	(104,711)
10/31/2007	FIDELITY SPARTAN U S TREASURY MONEY MARKET	(28)	-	(28)	-	-	1,071,055,189	-	(28)	(28)
11/7/2007	CHECK WIRE	19,999,980	19,999,980	-	-	-	1,091,055,169	-	-	-
11/7/2007	FIDELITY SPARTAN U S TREASURY MONEY MARKET	(16)	-	(16)	-	-	1,091,055,153	-	(16)	(16)
11/13/2007	FIDELITY SPARTAN U S TREASURY MONEY MARKET	(21)	-	(21)	-	-	1,091,055,132	-	(21)	(21)
11/15/2007	FIDELITY SPARTAN U S TREASURY MONEY MARKET	(7)	-	(7)	-	-	1,091,055,125	-	(7)	(7)
11/21/2007	FIDELITY SPARTAN U S TREASURY MONEY MARKET	(2)	-	(2)	-	-	1,091,055,123	-	(2)	(2)
11/21/2007	W/H TAX DIV MER	(5,555)	-	(5,555)	-	-	1,091,049,569	-	(5,555)	(5,555)
11/21/2007	W/H TAX DIV C	(47,134)	-	(47,134)	-	-	1,091,002,435	-	(47,134)	(47,134)
11/30/2007	FIDELITY SPARTAN U S TREASURY MONEY MARKET	(14)	-	(14)	-	-	1,091,002,421	-	(14)	(14)
12/3/2007	W/H TAX DIV COP	(11,712)	-	(11,712)	-	-	1,090,990,709	-	(11,712)	(11,712)
12/3/2007	W/H TAX DIV MCD	(46,595)	-	(46,595)	-	-	1,090,944,114	-	(46,595)	(46,595)
12/10/2007	W/H TAX DIV UTX	(8,411)	-	(8,411)	-	-	1,090,935,703	-	(8,411)	(8,411)
12/10/2007	W/H TAX DIV CVX	(31,876)	-	(31,876)	-	-	1,090,903,827	-	(31,876)	(31,876)
12/10/2007	W/H TAX DIV EXC	(7,360)	-	(7,360)	-	-	1,090,896,467	-	(7,360)	(7,360)
12/11/2007	W/H TAX DIV JNJ	(60,278)	-	(60,278)	-	-	1,090,836,189	-	(60,278)	(60,278)
12/11/2007	FIDELITY SPARTAN U S TREASURY MONEY MARKET	(26)	-	(26)	-	-	1,090,836,163	-	(26)	(26)
12/12/2007	W/H TAX DIV MMM	(17,992)	-	(17,992)	-	-	1,090,818,171	-	(17,992)	(17,992)
12/13/2007	W/H TAX DIV MSFT	(23,130)	-	(23,130)	-	-	1,090,795,041	-	(23,130)	(23,130)
12/20/2007	FIDELITY SPARTAN U S TREASURY MONEY MARKET	(1)	-	(1)	-	-	1,090,795,040	-	(1)	(1)
12/31/2007	FIDELITY SPARTAN U S TREASURY MONEY MARKET	(13)	-	(13)	-	-	1,090,795,027	-	(13)	(13)
1/2/2008	W/H TAX DIV HPQ	(3,486)	-	(3,486)	-	-	1,090,791,541	-	(3,486)	(3,486)
1/2/2008	W/H TAX DIV WMT	(8,903)	-	(8,903)	-	-	1,090,782,638	-	(8,903)	(8,903)
1/3/2008	W/H TAX DIV UPS	(11,039)	-	(11,039)	-	-	1,090,771,599	-	(11,039)	(11,039)
1/28/2008	FIDELITY SPARTAN U S TREASURY MONEY MARKET	(2)	-	(2)	-	-	1,090,771,597	-	(2)	(2)
2/7/2008	CHECK WIRE	49,999,980	49,999,980	-	-	-	1,140,771,577	-	-	-
2/20/2008	FIDELITY SPARTAN U S TREASURY MONEY MARKET	(13)	-	(13)	-	-	1,140,771,564	-	(13)	(13)
2/22/2008	W/H TAX DIV C	(52,571)	-	(52,571)	-	-	1,140,718,993	-	(52,571)	(52,571)
2/28/2008	W/H TAX DIV GS	(4,259)	-	(4,259)	-	-	1,140,714,734	-	(4,259)	(4,259)
3/3/2008	W/H TAX DIV WFC	(34,895)	-	(34,895)	-	-	1,140,679,838	-	(34,895)	(34,895)
3/3/2008	W/H TAX DIV INTC	(24,437)	-	(24,437)	-	-	1,140,655,401	-	(24,437)	(24,437)
3/3/2008	W/H TAX DIV COP	(24,308)	-	(24,308)	-	-	1,140,631,093	-	(24,308)	(24,308)

BLMIS ACCOUNT NO. IFR108 - UBS (LUXEMBOURG) SA FBO LUXALPHA SICAV ATTN: SERGE KARP

Column 1	Column 2	Column 3	Column 4	Column 5	Column 6	Column 7	Column 8	Column 9	Column 10	Column 11
Date	Transaction Description	Transaction Amount Reported in Customer Statement	Cash Deposits	Cash Withdrawals	Transfers of Principal In	Transfers of Principal Out	Balance of Principal	Preference Period Initial Transfers	Two Year Initial Transfers	Six Year Initial Transfers
3/4/2008	W/H TAX DIV UPS	(15,059)	-	(15,059)	-	-	1,140,616,034	-	(15,059)	(15,059)
3/4/2008	W/H TAX DIV PFE	(70,095)	-	(70,095)	-	-	1,140,545,939	-	(70,095)	(70,095)
3/5/2008	W/H TAX DIV MER	(9,583)	-	(9,583)	-	-	1,140,536,356	-	(9,583)	(9,583)
3/7/2008	W/H TAX DIV BA	(9,735)	-	(9,735)	-	-	1,140,526,621	-	(9,735)	(9,735)
3/10/2008	W/H TAX DIV IBM	(18,254)	-	(18,254)	-	-	1,140,508,367	-	(18,254)	(18,254)
3/10/2008	W/H TAX DIV XOM	(63,888)	-	(63,888)	-	-	1,140,444,478	-	(63,888)	(63,888)
3/10/2008	W/H TAX DIV UTX	(10,709)	-	(10,709)	-	-	1,140,433,770	-	(10,709)	(10,709)
3/10/2008	W/H TAX DIV CVX	(40,584)	-	(40,584)	-	-	1,140,393,185	-	(40,584)	(40,584)
3/10/2008	W/H TAX DIV EXC	(10,648)	-	(10,648)	-	-	1,140,382,537	-	(10,648)	(10,648)
3/11/2008	W/H TAX DIV JNJ	(39,139)	-	(39,139)	-	-	1,140,343,398	-	(39,139)	(39,139)
3/12/2008	W/H TAX DIV MMM	(12,169)	-	(12,169)	-	-	1,140,331,229	-	(12,169)	(12,169)
3/13/2008	W/H TAX DIV MSFT	(29,115)	-	(29,115)	-	-	1,140,302,114	-	(29,115)	(29,115)
3/17/2008	W/H TAX DIV TWX	(7,416)	-	(7,416)	-	-	1,140,294,698	-	(7,416)	(7,416)
3/17/2008	W/H TAX DIV WB	(42,836)	-	(42,836)	-	-	1,140,251,863	-	(42,836)	(42,836)
3/17/2008	FIDELITY SPARTAN U S TREASURY MONEY MARKET	(12)	-	(12)	-	-	1,140,251,851	-	(12)	(12)
3/17/2008	W/H TAX DIV MCD	(14,831)	-	(14,831)	-	-	1,140,237,020	-	(14,831)	(14,831)
3/19/2008	FIDELITY SPARTAN U S TREASURY MONEY MARKET	(1)	-	(1)	-	-	1,140,237,019	-	(1)	(1)
3/20/2008	CHECK WIRE	119,999,980	119,999,980	-	-	-	1,260,236,999	-	-	-
3/24/2008	W/H TAX DIV AIG	(17,037)	-	(17,037)	-	-	1,260,219,962	-	(17,037)	(17,037)
3/27/2008	W/H TAX DIV HD	(12,321)	-	(12,321)	-	-	1,260,207,641	-	(12,321)	(12,321)
3/28/2008	W/H TAX DIV BAC	(93,459)	-	(93,459)	-	-	1,260,114,181	-	(93,459)	(93,459)
3/31/2008	W/H TAX DIV PEP	(19,395)	-	(19,395)	-	-	1,260,094,787	-	(19,395)	(19,395)
4/1/2008	W/H TAX DIV KO	(25,434)	-	(25,434)	-	-	1,260,069,353	-	(25,434)	(25,434)
4/1/2008	W/H TAX DIV MRK	(27,746)	-	(27,746)	-	-	1,260,041,607	-	(27,746)	(27,746)
4/2/2008	W/H TAX DIV HPQ	(6,815)	-	(6,815)	-	-	1,260,034,793	-	(6,815)	(6,815)
4/4/2008	FIDELITY SPARTAN U S TREASURY MONEY MARKET	(3)	-	(3)	-	-	1,260,034,790	-	(3)	(3)
4/4/2008	W/H TAX DIV KFT	(13,964)	-	(13,964)	-	-	1,260,020,826	-	(13,964)	(13,964)
4/7/2008	W/H TAX DIV WMT	(18,064)	-	(18,064)	-	-	1,260,002,762	-	(18,064)	(18,064)
4/18/2008	CHECK WIRE	14,999,980	14,999,980	-	-	-	1,275,002,742	-	-	-
4/23/2008	FIDELITY SPARTAN U S TREASURY MONEY MARKET	(3)	-	(3)	-	-	1,275,002,739	-	(3)	(3)
4/25/2008	W/H TAX DIV GE	(102,799)	-	(102,799)	-	-	1,274,899,940	-	(102,799)	(102,799)
4/25/2008	W/H TAX DIV MDT	(4,487)	-	(4,487)	-	-	1,274,895,453	-	(4,487)	(4,487)
4/30/2008	W/H TAX DIV MS	(8,883)	-	(8,883)	-	-	1,274,886,570	-	(8,883)	(8,883)
4/30/2008	W/H TAX DIV JPM	(40,917)	-	(40,917)	-	-	1,274,845,653	-	(40,917)	(40,917)
5/1/2008	W/H TAX DIV T	(77,766)	-	(77,766)	-	-	1,274,767,887	-	(77,766)	(77,766)
5/1/2008	W/H TAX DIV VZ	(39,870)	-	(39,870)	-	-	1,274,728,017	-	(39,870)	(39,870)
5/2/2008	W/H TAX DIV BK	(8,614)	-	(8,614)	-	-	1,274,719,403	-	(8,614)	(8,614)
5/2/2008	W/H TAX DIV CVS	(2,871)	-	(2,871)	-	-	1,274,716,532	-	(2,871)	(2,871)
5/9/2008	W/H TAX DIV AXP	(6,461)	-	(6,461)	-	-	1,274,710,071	-	(6,461)	(6,461)
5/15/2008	W/H TAX DIV PG	(40,678)	-	(40,678)	-	-	1,274,669,394	-	(40,678)	(40,678)
5/15/2008	W/H TAX DIV ABT	(18,305)	-	(18,305)	-	-	1,274,651,089	-	(18,305)	(18,305)
5/20/2008	W/H TAX DIV CAT	(7,537)	-	(7,537)	-	-	1,274,643,551	-	(7,537)	(7,537)
5/23/2008	W/H TAX DIV C	(51,684)	-	(51,684)	-	-	1,274,591,867	-	(51,684)	(51,684)
5/28/2008	FIDELITY SPARTAN U S TREASURY MONEY MARKET	(12)	-	(12)	-	-	1,274,591,855	-	(12)	(12)
5/29/2008	W/H TAX DIV GS	(4,187)	-	(4,187)	-	-	1,274,587,667	-	(4,187)	(4,187)
6/2/2008	W/H TAX DIV INTC	(26,381)	-	(26,381)	-	-	1,274,561,287	-	(26,381)	(26,381)
6/2/2008	W/H TAX DIV COP	(14,991)	-	(14,991)	-	-	1,274,546,296	-	(14,991)	(14,991)
6/2/2008	W/H TAX DIV WFC	(60,656)	-	(60,656)	-	-	1,274,485,640	-	(60,656)	(60,656)
6/2/2008	W/H TAX DIV WMT	(34,075)	-	(34,075)	-	-	1,274,451,565	-	(34,075)	(34,075)
6/3/2008	W/H TAX DIV UPS	(27,315)	-	(27,315)	-	-	1,274,424,250	-	(27,315)	(27,315)
6/3/2008	W/H TAX DIV PFE	(130,671)	-	(130,671)	-	-	1,274,293,579	-	(130,671)	(130,671)
6/6/2008	CHECK WIRE	14,999,980	14,999,980	-	-	-	1,289,293,559	-	-	-
6/6/2008	W/H TAX DIV BA	(17,658)	-	(17,658)	-	-	1,289,275,901	-	(17,658)	(17,658)
6/10/2008	W/H TAX DIV UTX	(19,424)	-	(19,424)	-	-	1,289,256,477	-	(19,424)	(19,424)
6/10/2008	W/H TAX DIV JNJ	(26,754)	-	(26,754)	-	-	1,289,229,722	-	(26,754)	(26,754)
6/10/2008	W/H TAX DIV CVX	(82,497)	-	(82,497)	-	-	1,289,147,225	-	(82,497)	(82,497)
6/10/2008	W/H TAX DIV EXC	(19,314)	-	(19,314)	-	-	1,289,127,911	-	(19,314)	(19,314)
6/10/2008	W/H TAX DIV IBM	(41,387)	-	(41,387)	-	-	1,289,086,525	-	(41,387)	(41,387)
6/10/2008	W/H TAX DIV XOM	(129,219)	-	(129,219)	-	-	1,288,957,306	-	(129,219)	(129,219)
6/12/2008	W/H TAX DIV MSFT	(52,809)	-	(52,809)	-	-	1,288,904,497	-	(52,809)	(52,809)
6/12/2008	W/H TAX DIV MMM	(22,073)	-	(22,073)	-	-	1,288,882,424	-	(22,073)	(22,073)
6/24/2008	CHECK WIRE	19,999,980	19,999,980	-	-	-	1,308,882,404	-	-	-
6/27/2008	CHECK WIRE	14,999,980	14,999,980	-	-	-	1,323,882,384	-	-	-
7/9/2008	CHECK WIRE	74,999,980	74,999,980	-	-	-	1,398,882,364	-	-	-
7/18/2008	CHECK WIRE	14,999,980	14,999,980	-	-	-	1,413,882,344	-	-	-

BLMIS ACCOUNT NO. IFR108 - UBS (LUXEMBOURG) SA FBO LUXALPHA SICAV ATTN: SERGE KARP

Column 1	Column 2	Column 3	Column 4	Column 5	Column 6	Column 7	Column 8	Column 9	Column 10	Column 11
Date	Transaction Description	Transaction Amount Reported in Customer Statement	Cash Deposits	Cash Withdrawals	Transfers of Principal In	Transfers of Principal Out	Balance of Principal	Preference Period Initial Transfers	Two Year Initial Transfers	Six Year Initial Transfers
7/21/2008	FIDELITY SPARTAN U S TREASURY MONEY MARKET	(64)	-	(64)	-	-	1,413,882,280	-	(64)	(64)
7/23/2008	FIDELITY SPARTAN U S TREASURY MONEY MARKET	(1)	-	(1)	-	-	1,413,882,280	-	(1)	(1)
8/1/2008	W/H TAX DIV CVS	(4,501)	-	(4,501)	-	-	1,413,877,778	-	(4,501)	(4,501)
8/8/2008	FIDELITY SPARTAN U S TREASURY MONEY MARKET	(4)	-	(4)	-	-	1,413,877,775	-	(4)	(4)
8/13/2008	FIDELITY SPARTAN U S TREASURY MONEY MARKET	(0)	-	(0)	-	-	1,413,877,774	-	(0)	(0)
8/20/2008	W/H TAX DIV CAT	(11,987)	-	(11,987)	-	-	1,413,865,787	-	(11,987)	(11,987)
8/22/2008	W/H TAX DIV C	(76,979)	-	(76,979)	-	-	1,413,788,808	-	(76,979)	(76,979)
8/28/2008	W/H TAX DIV GS	(5,708)	-	(5,708)	-	-	1,413,783,099	-	(5,708)	(5,708)
9/11/2008	CHECK WIRE	(130,000,000)	-	(130,000,000)	-	-	1,283,783,099	-	(130,000,000)	(130,000,000)
10/2/2008	W/H TAX DIV NJ	(84,444)	-	(84,444)	-	-	1,283,698,656	(84,444)	(84,444)	(84,444)
10/2/2008	FIDELITY SPARTAN U S TREASURY MONEY MARKET	(11)	-	(11)	-	-	1,283,698,644	(11)	(11)	(11)
10/2/2008	W/H TAX DIV UPS	(29,617)	-	(29,617)	-	-	1,283,669,028	(29,617)	(29,617)	(29,617)
10/2/2008	W/H TAX DIV MMM	(23,933)	-	(23,933)	-	-	1,283,645,095	(23,933)	(23,933)	(23,933)
10/2/2008	W/H TAX DIV AIG	(38,592)	-	(38,592)	-	-	1,283,606,503	(38,592)	(38,592)	(38,592)
10/2/2008	W/H TAX DIV MCD	(27,639)	-	(27,639)	-	-	1,283,578,864	(27,639)	(27,639)	(27,639)
10/2/2008	W/H TAX DIV PFE	(96,550)	-	(96,550)	-	-	1,283,482,313	(96,550)	(96,550)	(96,550)
10/2/2008	W/H TAX DIV PEP	(43,229)	-	(43,229)	-	-	1,283,439,085	(43,229)	(43,229)	(43,229)
10/2/2008	W/H TAX DIV HD	(8,148)	-	(8,148)	-	-	1,283,430,937	(8,148)	(8,148)	(8,148)
10/2/2008	W/H TAX DIV BA	(13,047)	-	(13,047)	-	-	1,283,417,889	(13,047)	(13,047)	(13,047)
10/2/2008	W/H TAX DIV BUD	(12,069)	-	(12,069)	-	-	1,283,405,821	(12,069)	(12,069)	(12,069)
10/2/2008	W/H TAX DIV XOM	(138,048)	-	(138,048)	-	-	1,283,267,773	(138,048)	(138,048)	(138,048)
10/2/2008	W/H TAX DIV INTC	(35,391)	-	(35,391)	-	-	1,283,232,382	(35,391)	(35,391)	(35,391)
10/2/2008	W/H TAX DIV WFC	(42,975)	-	(42,975)	-	-	1,283,189,407	(42,975)	(42,975)	(42,975)
10/2/2008	W/H TAX DIV TWX	(14,822)	-	(14,822)	-	-	1,283,174,585	(14,822)	(14,822)	(14,822)
10/2/2008	W/H TAX DIV CVX	(88,210)	-	(88,210)	-	-	1,283,086,375	(88,210)	(88,210)	(88,210)
10/2/2008	FIDELITY SPARTAN U S TREASURY MONEY MARKET	(13)	-	(13)	-	-	1,283,086,361	(13)	(13)	(13)
10/2/2008	W/H TAX DIV MSFT	(57,708)	-	(57,708)	-	-	1,283,028,654	(57,708)	(57,708)	(57,708)
10/2/2008	W/H TAX DIV BAC	(186,243)	-	(186,243)	-	-	1,282,842,410	(186,243)	(186,243)	(186,243)
10/2/2008	W/H TAX DIV EXC	(20,941)	-	(20,941)	-	-	1,282,821,469	(20,941)	(20,941)	(20,941)
10/2/2008	W/H TAX DIV WMT	(35,525)	-	(35,525)	-	-	1,282,785,944	(35,525)	(35,525)	(35,525)
10/2/2008	W/H TAX DIV UTX	(21,061)	-	(21,061)	-	-	1,282,764,883	(21,061)	(21,061)	(21,061)
10/2/2008	FIDELITY SPARTAN U S TREASURY MONEY MARKET	(1)	-	(1)	-	-	1,282,764,882	(1)	(1)	(1)
10/2/2008	W/H TAX DIV QCOM	(5,489)	-	(5,489)	-	-	1,282,759,393	(5,489)	(5,489)	(5,489)
10/2/2008	W/H TAX DIV COP	(32,578)	-	(32,578)	-	-	1,282,726,815	(32,578)	(32,578)	(32,578)
10/2/2008	W/H TAX DIV IBM	(30,580)	-	(30,580)	-	-	1,282,696,235	(30,580)	(30,580)	(30,580)
10/10/2008	CHECK WIRE	(180,000,000)	-	(180,000,000)	-	-	1,102,696,235	(180,000,000)	(180,000,000)	(180,000,000)
10/24/2008	CHECK WIRE	(180,000,000)	-	(180,000,000)	-	-	922,696,235	(180,000,000)	(180,000,000)	(180,000,000)
11/4/2008	W/H TAX DIV KO	(16,006)	-	(16,006)	-	-	922,680,229	(16,006)	(16,006)	(16,006)
11/4/2008	W/H TAX DIV BAX	(9,109)	-	(9,109)	-	-	922,671,120	(9,109)	(9,109)	(9,109)
11/4/2008	FIDELITY SPARTAN U S TREASURY MONEY MARKET	(1)	-	(1)	-	-	922,671,119	(1)	(1)	(1)
11/4/2008	W/H TAX DIV MO	(9,603)	-	(9,603)	-	-	922,661,516	(9,603)	(9,603)	(9,603)
11/4/2008	W/H TAX DIV HPQ	(12,771)	-	(12,771)	-	-	922,648,745	(12,771)	(12,771)	(12,771)
11/4/2008	FIDELITY SPARTAN U S TREASURY MONEY MARKET	(1)	-	(1)	-	-	922,648,744	(1)	(1)	(1)
11/4/2008	W/H TAX DIV PM	(23,780)	-	(23,780)	-	-	922,624,965	(23,780)	(23,780)	(23,780)
11/4/2008	W/H TAX DIV MRK	(52,293)	-	(52,293)	-	-	922,572,671	(52,293)	(52,293)	(52,293)
11/14/2008	CHECK WIRE	(50,000,000)	-	(50,000,000)	-	-	872,572,671	(50,000,000)	(50,000,000)	(50,000,000)
11/19/2008	CHECK WIRE	(125,000,000)	-	(125,000,000)	-	-	747,572,671	(125,000,000)	(125,000,000)	(125,000,000)
12/3/2008	FIDELITY SPARTAN U S TREASURY MONEY MARKET	(1)	-	(1)	-	-	747,572,671	(1)	(1)	(1)
12/3/2008	FIDELITY SPARTAN U S TREASURY MONEY MARKET	(0)	-	(0)	-	-	747,572,671	(0)	(0)	(0)
12/3/2008	FIDELITY SPARTAN U S TREASURY MONEY MARKET	(1)	-	(1)	-	-	747,572,669	(1)	(1)	(1)
12/3/2008	FIDELITY SPARTAN U S TREASURY MONEY MARKET	(0)	-	(0)	-	-	747,572,669	(0)	(0)	(0)
12/3/2008	FIDELITY SPARTAN U S TREASURY MONEY MARKET	(0)	-	(0)	-	-	747,572,669	(0)	(0)	(0)
12/3/2008	FIDELITY SPARTAN U S TREASURY MONEY MARKET	(0)	-	(0)	-	-	747,572,669	(0)	(0)	(0)
12/3/2008	FIDELITY SPARTAN U S TREASURY MONEY MARKET	(0)	-	(0)	-	-	747,572,669	(0)	(0)	(0)
Total:			\$ 1,514,049,766	\$ (766,477,098)	\$ -	\$ -	\$ 747,572,669	\$ (536,210,431)	\$ (743,334,785)	\$ (766,477,098)

SUBSEQUENT TRANSFERS FROM LUXALPHA TO DEGROOF

Column 1	Column 2
<u>Date</u>	<u>Amount</u>
3/17/2008	(4,701,133)
3/17/2008	(1,805,760)
3/31/2008	(2,587,863)
Total:	\$ (9,094,755)

SUBSEQUENT TRANSFERS FROM LUXALPHA TO BD LUX

Column 1	Column 2
<u>Date</u>	<u>Amount</u>
9/15/2004	(2,900,000)
Total:	\$ (2,900,000)

SUBSEQUENT TRANSFERS FROM LUXALPHA TO BD FRANCE

Column 1	Column 2
<u>Date</u>	<u>Amount</u>
9/1/2008	(6,210,000)
Total:	\$ (6,210,000)

SUBSEQUENT TRANSFERS FROM LUXALPHA TO STABLEROCK

Column 1	Column 2
<u>Date</u>	<u>Amount</u>
11/30/2004	(2,941,845)
Total:	\$ (2,941,845)

SUBSEQUENT TRANSFERS FROM LUXALPHA TO AForge DEFENDANTS

Column 1	Column 2
<u>Date</u>	<u>Amount</u>
7/1/2004	(52,154)
8/1/2004	(13,593)
8/17/2004	(566,806)
9/1/2004	(253,947)
10/1/2004	(32,181)
10/1/2004	(15,655)
10/15/2004	(34,763)
11/1/2004	(426,440)
11/16/2004	(447,843)
12/1/2004	(123,682)
12/1/2004	(16,160)
12/15/2004	(26,661)
1/1/2005	(57,589)
2/16/2005	(143,538)
3/1/2005	(182,947)
3/1/2005	(93,601)
3/1/2005	(72,826)
3/1/2005	(26,482)
3/16/2005	(29,984)
5/1/2005	(1,596,895)
5/1/2005	(90,414)
7/1/2005	(25,124)
7/1/2005	(11,884)
7/1/2005	(9,988)
7/16/2005	(112,668)
8/16/2005	(22,985)
9/1/2005	(12,145)
9/16/2005	(55,305)
10/1/2005	(606,293)
10/1/2005	(61,027)
10/18/2005	(10,437)
11/1/2005	(317,923)
11/1/2005	(251,455)
11/1/2005	(13,529)
11/16/2005	(40,039)
12/1/2005	(332,238)
12/1/2005	(60,043)
12/16/2005	(448,024)
12/16/2005	(400,651)
12/16/2005	(92,393)
12/16/2005	(41,997)
12/16/2005	(35,354)
1/1/2006	(2,685)
1/18/2006	(482,805)
1/18/2006	(6,877)
2/1/2006	(121,101)
2/1/2006	(77,274)
2/1/2006	(20,128)
2/16/2006	(12,246)
3/1/2006	(365,950)
3/1/2006	(326,949)
3/1/2006	(174,669)
3/16/2006	(605,803)
3/16/2006	(242,045)
4/1/2006	(888,205)
4/1/2006	(331,580)
4/1/2006	(224,208)
4/1/2006	(121,352)
4/1/2006	(29,787)
4/1/2006	(12,135)
4/19/2006	(340,872)
5/1/2006	(92,545)
5/1/2006	(70,446)
5/16/2006	(27,028)
6/1/2006	(75,064)
6/1/2006	(66,163)
6/1/2006	(7,105)
6/16/2006	(32,635)
6/16/2006	(8,881)
7/1/2006	(247,119)
7/1/2006	(230,063)

SUBSEQUENT TRANSFERS FROM LUXALPHA TO AForge DEFENDANTS

Column 1	Column 2
<u>Date</u>	<u>Amount</u>
7/1/2006	(171,693)
7/1/2006	(148,243)
7/1/2006	(139,521)
7/1/2006	(81,684)
7/1/2006	(4,526)
7/17/2006	(714,022)
7/17/2006	(126,445)
7/17/2006	(72,412)
8/1/2006	(198,294)
8/1/2006	(189,028)
8/16/2006	(15,176)
9/15/2006	(3,225,682)
10/1/2006	(397,488)
10/1/2006	(124,658)
10/16/2006	(3,127,513)
10/16/2006	(500,292)
10/16/2006	(312,683)
10/16/2006	(270,314)
10/16/2006	(224,903)
10/16/2006	(27,787)
11/1/2006	(876,690)
11/1/2006	(820,912)
11/1/2006	(795,443)
11/1/2006	(411,016)
11/1/2006	(235,539)
11/1/2006	(48,588)
11/1/2006	(26,884)
11/1/2006	(21,624)
11/15/2006	(530,640)
11/15/2006	(259,114)
11/15/2006	(40,341)
11/15/2006	(14,265)
12/1/2006	(514,475)
12/1/2006	(173,809)
12/1/2006	(79,728)
12/1/2006	(49,700)
12/1/2006	(24,768)
12/1/2006	(23,966)
12/1/2006	(22,368)
12/15/2006	(329,964)
12/15/2006	(315,478)
12/15/2006	(20,125)
12/15/2006	(11,267)
1/1/2007	(468,540)
1/1/2007	(268,887)
1/1/2007	(105,979)
2/16/2007	(177,132)
2/16/2007	(42,726)
2/16/2007	(30,222)
2/16/2007	(27,375)
2/16/2007	(3,221)
3/1/2007	(21,749)
4/17/2007	(134,678)
5/1/2007	(14,916)
6/16/2007	(31,523)
7/1/2007	(182,445)
7/1/2007	(82,142)
7/17/2007	(279,013)
7/17/2007	(102,537)
10/16/2007	(213,957)
10/16/2007	(15,471)
11/16/2007	(43,487)
12/1/2007	(786,769)
1/1/2008	(237,589)
2/1/2008	(39,068)
3/18/2008	(160,599)
4/1/2008	(68,957)
5/1/2008	(393,457)
5/1/2008	(104,514)
5/1/2008	(87,435)
5/1/2008	(39,554)

SUBSEQUENT TRANSFERS FROM LUXALPHA TO AForge DEFENDANTS

Column 1	Column 2
<u>Date</u>	<u>Amount</u>
5/16/2008	(288,569)
6/17/2008	(95,935)
7/16/2008	(47,815)
7/16/2008	(3,985)
8/1/2008	(977,087)
9/1/2008	(1,884,988)
10/1/2008	(4,430,943)
10/1/2008	(371,042)
10/1/2008	(313,498)
10/1/2008	(191,310)
10/1/2008	(187,227)
10/1/2008	(163,508)
10/1/2008	(149,825)
10/1/2008	(131,705)
10/1/2008	(32,575)
10/1/2008	(32,008)
10/1/2008	(25,904)
10/16/2008	(3,670,816)
10/16/2008	(1,361,104)
10/16/2008	(871,025)
10/16/2008	(163,042)
10/16/2008	(110,973)
10/16/2008	(47,807)
10/16/2008	(30,174)
10/16/2008	(26,542)
11/1/2008	(38,213)
11/1/2008	(23,050)
Total:	\$ (48,063,061)

Exhibit O

BLMIS Account Name	BLMIS Account Number
GROUPEMENT FINANCIER LTD 5-11 LAVINGTON STREET	1FR096

BLMIS ACCOUNT NO. 1FR096 - GROUPEMENT FINANCIER LTD 5-11 LAVINGTON STREET

Column 1	Column 2	Column 3	Column 4	Column 5	Column 6	Column 7	Column 8	Column 9	Column 10	Column 11
Date	Transaction Description	Transaction Amount Reported in Customer Statement	Cash Deposits	Cash Withdrawals	Transfers of Principal In	Transfers of Principal Out	Balance of Principal	Preference Period Initial Transfers	Two Year Initial Transfers	Six Year Initial Transfers
4/8/2003	CHECK WIRE	3,885,000	3,885,000	-	-	-	3,885,000	-	-	-
4/15/2003	FIDELITY SPARTAN U S TREASURY MONEY MARKET	(1)	-	(1)	-	-	3,884,999	-	-	(1)
5/1/2003	CHECK WIRE	1,000,000	1,000,000	-	-	-	4,884,999	-	-	-
5/9/2003	FIDELITY SPARTAN U S TREASURY MONEY MARKET	(1)	-	(1)	-	-	4,884,999	-	-	(1)
5/19/2003	CHECK WIRE	2,892,607	2,892,607	-	-	-	7,777,606	-	-	-
5/19/2003	FIDELITY SPARTAN U S TREASURY MONEY MARKET	(1)	-	(1)	-	-	7,777,604	-	-	(1)
6/5/2003	CHECK WIRE	2,589,000	2,589,000	-	-	-	10,366,604	-	-	-
6/5/2003	W/H TAX DIV PFE	(445)	-	(445)	-	-	10,366,160	-	-	(445)
6/10/2003	W/H TAX DIV JNJ	(262)	-	(262)	-	-	10,365,898	-	-	(262)
6/10/2003	W/H TAX DIV XOM	(624)	-	(624)	-	-	10,365,274	-	-	(624)
6/12/2003	W/H TAX DIV DD	(131)	-	(131)	-	-	10,365,143	-	-	(131)
6/12/2003	W/H TAX DIV MMM	(103)	-	(103)	-	-	10,365,040	-	-	(103)
6/20/2003	W/H TAX DIV AIG	(45)	-	(45)	-	-	10,364,994	-	-	(45)
6/25/2003	FIDELITY SPARTAN U S TREASURY MONEY MARKET	(3)	-	(3)	-	-	10,364,991	-	-	(3)
6/26/2003	W/H TAX DIV HD	(52)	-	(52)	-	-	10,364,939	-	-	(52)
6/27/2003	CHECK WIRE	(1,200,000)	-	(1,200,000)	-	-	9,164,939	-	-	(1,200,000)
6/27/2003	W/H TAX DIV BAC	(359)	-	(359)	-	-	9,164,580	-	-	(359)
6/27/2003	FIDELITY SPARTAN U S TREASURY MONEY MARKET	(0)	-	(0)	-	-	9,164,580	-	-	(0)
6/30/2003	W/H TAX DIV PEP	(100)	-	(100)	-	-	9,164,480	-	-	(100)
7/1/2003	W/H TAX DIV KO	(199)	-	(199)	-	-	9,164,281	-	-	(199)
7/1/2003	W/H TAX DIV MRK	(303)	-	(303)	-	-	9,163,977	-	-	(303)
7/1/2003	W/H TAX DIV ONE	(92)	-	(92)	-	-	9,163,886	-	-	(92)
7/7/2003	W/H TAX DIV WMT	(146)	-	(146)	-	-	9,163,740	-	-	(146)
7/8/2003	CHECK WIRE	5,000,000	5,000,000	-	-	-	14,163,740	-	-	-
7/8/2003	W/H TAX DIV MO	(499)	-	(499)	-	-	14,163,240	-	-	(499)
7/9/2003	W/H TAX DIV HPQ	(90)	-	(90)	-	-	14,163,151	-	-	(90)
7/10/2003	FIDELITY SPARTAN U S TREASURY MONEY MARKET	(1)	-	(1)	-	-	14,163,149	-	-	(1)
7/21/2003	FIDELITY SPARTAN U S TREASURY MONEY MARKET	(1)	-	(1)	-	-	14,163,149	-	-	(1)
7/31/2003	W/H TAX DIV MWD	(156)	-	(156)	-	-	14,162,993	-	-	(156)
8/1/2003	W/H TAX DIV SBC	(841)	-	(841)	-	-	14,162,152	-	-	(841)
8/1/2003	W/H TAX DIV VZ	(717)	-	(717)	-	-	14,161,435	-	-	(717)
8/5/2003	CHECK WIRE	1,226,000	1,226,000	-	-	-	15,387,435	-	-	-
8/8/2003	CHECK WIRE	238,000	238,000	-	-	-	15,625,435	-	-	-
8/15/2003	W/H TAX DIV PG	(385)	-	(385)	-	-	15,625,050	-	-	(385)
8/22/2003	W/H TAX DIV C	(1,184)	-	(1,184)	-	-	15,623,866	-	-	(1,184)
8/27/2003	W/H TAX DIV MER	(99)	-	(99)	-	-	15,623,767	-	-	(99)
9/2/2003	W/H TAX DIV INTC	(85)	-	(85)	-	-	15,623,682	-	-	(85)
9/2/2003	W/H TAX DIV WFC	(508)	-	(508)	-	-	15,623,174	-	-	(508)
9/3/2003	CHECK WIRE	810,000	810,000	-	-	-	16,433,174	-	-	-
9/4/2003	W/H TAX DIV PFE	(778)	-	(778)	-	-	16,432,396	-	-	(778)
9/5/2003	FIDELITY SPARTAN U S TREASURY MONEY MARKET	(15)	-	(15)	-	-	16,432,381	-	-	(15)
9/9/2003	W/H TAX DIV BUD	(124)	-	(124)	-	-	16,432,257	-	-	(124)
9/10/2003	W/H TAX DIV XOM	(1,114)	-	(1,114)	-	-	16,431,143	-	-	(1,114)
9/10/2003	W/H TAX DIV IBM	(180)	-	(180)	-	-	16,430,963	-	-	(180)
9/12/2003	W/H TAX DIV DD	(237)	-	(237)	-	-	16,430,726	-	-	(237)
9/19/2003	W/H TAX DIV AIG	(195)	-	(195)	-	-	16,430,531	-	-	(195)
9/26/2003	W/H TAX DIV BAC	(1,348)	-	(1,348)	-	-	16,429,184	-	-	(1,348)
9/30/2003	W/H TAX DIV PEP	(315)	-	(315)	-	-	16,428,869	-	-	(315)
10/1/2003	W/H TAX DIV VIA.B	(68)	-	(68)	-	-	16,428,801	-	-	(68)
10/1/2003	W/H TAX DIV KO	(638)	-	(638)	-	-	16,428,163	-	-	(638)
10/1/2003	W/H TAX DIV MRK	(970)	-	(970)	-	-	16,427,193	-	-	(970)
10/2/2003	CHECK WIRE	7,330,000	7,330,000	-	-	-	23,757,193	-	-	-
10/2/2003	CHECK WIRE	3,885,000	3,885,000	-	-	-	27,642,193	-	-	-
10/3/2003	CHECK WIRE	975,000	975,000	-	-	-	28,617,193	-	-	-
10/8/2003	W/H TAX DIV HPQ	(285)	-	(285)	-	-	28,616,909	-	-	(285)
10/9/2003	W/H TAX DIV MO	(1,591)	-	(1,591)	-	-	28,615,318	-	-	(1,591)
10/14/2003	FIDELITY SPARTAN U S TREASURY MONEY MARKET	(6)	-	(6)	-	-	28,615,311	-	-	(6)
11/3/2003	CHECK WIRE	5,000,000	5,000,000	-	-	-	33,615,311	-	-	-
11/5/2003	CHECK WIRE	18,000,000	18,000,000	-	-	-	51,615,311	-	-	-
11/7/2003	W/H TAX DIV MSFT	(3,593)	-	(3,593)	-	-	51,611,719	-	-	(3,593)
11/14/2003	W/H TAX DIV PG	(1,238)	-	(1,238)	-	-	51,610,481	-	-	(1,238)
11/21/2003	CHECK WIRE	3,550,000	3,550,000	-	-	-	55,160,481	-	-	-
11/25/2003	FIDELITY SPARTAN U S TREASURY MONEY MARKET	(6)	-	(6)	-	-	55,160,475	-	-	(6)
11/26/2003	W/H TAX DIV C	(3,751)	-	(3,751)	-	-	55,156,724	-	-	(3,751)
11/26/2003	W/H TAX DIV MER	(299)	-	(299)	-	-	55,156,425	-	-	(299)

BLMIS ACCOUNT NO. 1FR096 - GROUPEMENT FINANCIER LTD 5-11 LAVINGTON STREET

Column 1	Column 2	Column 3	Column 4	Column 5	Column 6	Column 7	Column 8	Column 9	Column 10	Column 11
Date	Transaction Description	Transaction Amount Reported in Customer Statement	Cash Deposits	Cash Withdrawals	Transfers of Principal In	Transfers of Principal Out	Balance of Principal	Preference Period Initial Transfers	Two Year Initial Transfers	Six Year Initial Transfers
12/1/2003	CHECK WIRE	5,600,000	5,600,000	-	-	-	60,756,425	-	-	-
12/1/2003	W/H TAX DIV INTC	(269)	-	(269)	-	-	60,756,156	-	-	(269)
12/1/2003	W/H TAX DIV WFC	(1,531)	-	(1,531)	-	-	60,754,625	-	-	(1,531)
12/4/2003	W/H TAX DIV PFE	(2,424)	-	(2,424)	-	-	60,752,201	-	-	(2,424)
12/9/2003	W/H TAX DIV JNJ	(1,470)	-	(1,470)	-	-	60,750,731	-	-	(1,470)
12/10/2003	W/H TAX DIV XOM	(3,445)	-	(3,445)	-	-	60,747,287	-	-	(3,445)
12/10/2003	W/H TAX DIV IBM	(572)	-	(572)	-	-	60,746,715	-	-	(572)
12/10/2003	CHECK WIRE	(1,030,000)	-	(1,030,000)	-	-	59,716,715	-	-	(1,030,000)
12/12/2003	W/H TAX DIV MMM	(561)	-	(561)	-	-	59,716,154	-	-	(561)
12/16/2003	FIDELITY SPARTAN U S TREASURY MONEY MARKET	(6)	-	(6)	-	-	59,716,148	-	-	(6)
12/31/2003	FIDELITY SPARTAN U S TREASURY MONEY MARKET	(2)	-	(2)	-	-	59,716,147	-	-	(2)
1/2/2004	W/H TAX DIV PEP	(233)	-	(233)	-	-	59,715,913	-	-	(233)
1/2/2004	W/H TAX DIV ONE	(230)	-	(230)	-	-	59,715,683	-	-	(230)
1/5/2004	W/H TAX DIV WMT	(332)	-	(332)	-	-	59,715,351	-	-	(332)
1/6/2004	W/H TAX DIV DIS	(371)	-	(371)	-	-	59,714,980	-	-	(371)
1/7/2004	W/H TAX DIV HPQ	(209)	-	(209)	-	-	59,714,771	-	-	(209)
1/8/2004	FIDELITY SPARTAN U S TREASURY MONEY MARKET	(1)	-	(1)	-	-	59,714,770	-	-	(1)
1/9/2004	CHECK WIRE	5,000,000	5,000,000	-	-	-	64,714,770	-	-	-
1/9/2004	W/H TAX DIV MO	(1,201)	-	(1,201)	-	-	64,713,569	-	-	(1,201)
1/15/2004	FIDELITY SPARTAN U S TREASURY MONEY MARKET	(1)	-	(1)	-	-	64,713,568	-	-	(1)
1/16/2004	CHECK WIRE	4,500,000	4,500,000	-	-	-	69,213,568	-	-	-
1/30/2004	W/H TAX DIV MWD	(374)	-	(374)	-	-	69,213,193	-	-	(374)
2/2/2004	W/H TAX DIV SBC	(1,443)	-	(1,443)	-	-	69,211,750	-	-	(1,443)
2/2/2004	W/H TAX DIV VZ	(1,489)	-	(1,489)	-	-	69,210,261	-	-	(1,489)
2/3/2004	CHECK WIRE	3,610,000	3,610,000	-	-	-	72,820,261	-	-	-
2/13/2004	CHECK WIRE	22,410,000	22,410,000	-	-	-	95,230,261	-	-	-
2/17/2004	CHECK WIRE	2,000,000	2,000,000	-	-	-	97,230,261	-	-	-
2/17/2004	W/H TAX DIV PG	(2,443)	-	(2,443)	-	-	97,227,818	-	-	(2,443)
2/26/2004	W/H TAX DIV GS	(447)	-	(447)	-	-	97,227,371	-	-	(447)
2/27/2004	W/H TAX DIV MER	(630)	-	(630)	-	-	97,226,741	-	-	(630)
2/27/2004	W/H TAX DIV C	(8,303)	-	(8,303)	-	-	97,218,438	-	-	(8,303)
3/1/2004	W/H TAX DIV WFC	(3,060)	-	(3,060)	-	-	97,215,378	-	-	(3,060)
3/1/2004	W/H TAX DIV INTC	(1,041)	-	(1,041)	-	-	97,214,337	-	-	(1,041)
3/5/2004	W/H TAX DIV BA	(548)	-	(548)	-	-	97,213,789	-	-	(548)
3/5/2004	W/H TAX DIV PFE	(5,189)	-	(5,189)	-	-	97,208,600	-	-	(5,189)
3/5/2004	W/H TAX DIV G	(640)	-	(640)	-	-	97,207,960	-	-	(640)
3/9/2004	W/H TAX DIV JNJ	(2,866)	-	(2,866)	-	-	97,205,094	-	-	(2,866)
3/9/2004	W/H TAX DIV BUD	(709)	-	(709)	-	-	97,204,386	-	-	(709)
3/10/2004	W/H TAX DIV XOM	(6,647)	-	(6,647)	-	-	97,197,739	-	-	(6,647)
3/10/2004	W/H TAX DIV IBM	(1,088)	-	(1,088)	-	-	97,196,651	-	-	(1,088)
3/10/2004	W/H TAX DIV UTX	(395)	-	(395)	-	-	97,196,256	-	-	(395)
3/12/2004	W/H TAX DIV MMM	(731)	-	(731)	-	-	97,195,526	-	-	(731)
3/15/2004	W/H TAX DIV DD	(1,378)	-	(1,378)	-	-	97,194,148	-	-	(1,378)
4/6/2004	FIDELITY SPARTAN U S TREASURY MONEY MARKET	(39)	-	(39)	-	-	97,194,109	-	-	(39)
4/30/2004	W/H TAX DIV MWD	(1,281)	-	(1,281)	-	-	97,192,828	-	-	(1,281)
4/30/2004	W/H TAX DIV JPM	(983)	-	(983)	-	-	97,191,845	-	-	(983)
5/3/2004	W/H TAX DIV SBC	(4,851)	-	(4,851)	-	-	97,186,994	-	-	(4,851)
5/3/2004	W/H TAX DIV VZ	(4,931)	-	(4,931)	-	-	97,182,063	-	-	(4,931)
5/10/2004	CHECK WIRE	10,300,000	10,300,000	-	-	-	107,482,063	-	-	-
5/14/2004	W/H TAX DIV PG	(3,772)	-	(3,772)	-	-	107,478,291	-	-	(3,772)
5/17/2004	W/H TAX DIV TXN	(220)	-	(220)	-	-	107,478,071	-	-	(220)
5/26/2004	W/H TAX DIV MER	(948)	-	(948)	-	-	107,477,123	-	-	(948)
5/27/2004	W/H TAX DIV GS	(674)	-	(674)	-	-	107,476,450	-	-	(674)
5/28/2004	W/H TAX DIV C	(12,285)	-	(12,285)	-	-	107,464,165	-	-	(12,285)
6/1/2004	W/H TAX DIV INTC	(1,535)	-	(1,535)	-	-	107,462,630	-	-	(1,535)
6/1/2004	W/H TAX DIV WFC	(4,607)	-	(4,607)	-	-	107,458,024	-	-	(4,607)
6/4/2004	CHECK WIRE	10,300,000	10,300,000	-	-	-	117,758,024	-	-	-
6/4/2004	W/H TAX DIV G	(963)	-	(963)	-	-	117,757,061	-	-	(963)
6/4/2004	W/H TAX DIV PFE	(7,673)	-	(7,673)	-	-	117,749,388	-	-	(7,673)
6/7/2004	FIDELITY SPARTAN U S TREASURY MONEY MARKET	(17)	-	(17)	-	-	117,749,370	-	-	(17)
6/7/2004	W/H TAX DIV WMT	(2,262)	-	(2,262)	-	-	117,747,108	-	-	(2,262)
6/8/2004	W/H TAX DIV JNJ	(5,032)	-	(5,032)	-	-	117,742,077	-	-	(5,032)
6/9/2004	W/H TAX DIV BUD	(1,067)	-	(1,067)	-	-	117,741,010	-	-	(1,067)
6/10/2004	W/H TAX DIV IBM	(1,843)	-	(1,843)	-	-	117,739,167	-	-	(1,843)
6/10/2004	W/H TAX DIV XOM	(10,474)	-	(10,474)	-	-	117,728,693	-	-	(10,474)

BLMIS ACCOUNT NO. 1FR096 - GROUPEMENT FINANCIER LTD 5-11 LAVINGTON STREET

Column 1	Column 2	Column 3	Column 4	Column 5	Column 6	Column 7	Column 8	Column 9	Column 10	Column 11
Date	Transaction Description	Transaction Amount Reported in Customer Statement	Cash Deposits	Cash Withdrawals	Transfers of Principal In	Transfers of Principal Out	Balance of Principal	Preference Period Initial Transfers	Two Year Initial Transfers	Six Year Initial Transfers
6/10/2004	W/H TAX DIV UTX	(769)	-	(769)	-	-	117,727,923	-	-	(769)
6/11/2004	W/H TAX DIV BA	(660)	-	(660)	-	-	117,727,264	-	-	(660)
6/14/2004	W/H TAX DIV DD	(2,074)	-	(2,074)	-	-	117,725,189	-	-	(2,074)
6/14/2004	W/H TAX DIV MMM	(1,187)	-	(1,187)	-	-	117,724,002	-	-	(1,187)
6/18/2004	FIDELITY SPARTAN U S TREASURY MONEY MARKET	(2)	-	(2)	-	-	117,724,000	-	-	(2)
6/24/2004	W/H TAX DIV HD	(1,418)	-	(1,418)	-	-	117,722,582	-	-	(1,418)
6/30/2004	W/H TAX DIV PEP	(2,916)	-	(2,916)	-	-	117,719,666	-	-	(2,916)
7/1/2004	W/H TAX DIV KO	(4,504)	-	(4,504)	-	-	117,715,163	-	-	(4,504)
7/7/2004	W/H TAX DIV HPQ	(1,815)	-	(1,815)	-	-	117,713,348	-	-	(1,815)
7/8/2004	CHECK WIRE	10,000,000	10,000,000	-	-	-	127,713,348	-	-	-
7/9/2004	W/H TAX DIV MO	(10,251)	-	(10,251)	-	-	127,703,097	-	-	(10,251)
7/26/2004	W/H TAX DIV GE	(1,666)	-	(1,666)	-	-	127,701,431	-	-	(1,666)
8/18/2004	FIDELITY SPARTAN U S TREASURY MONEY MARKET	(43)	-	(43)	-	-	127,701,388	-	-	(43)
8/23/2004	FIDELITY SPARTAN U S TREASURY MONEY MARKET	(0)	-	(0)	-	-	127,701,387	-	-	(0)
9/7/2004	W/H TAX DIV WMT	(3,503)	-	(3,503)	-	-	127,697,885	-	-	(3,503)
9/10/2004	W/H TAX DIV UTX	(1,179)	-	(1,179)	-	-	127,696,706	-	-	(1,179)
9/13/2004	W/H TAX DIV MMM	(1,819)	-	(1,819)	-	-	127,694,887	-	-	(1,819)
9/14/2004	W/H TAX DIV MSFT	(7,350)	-	(7,350)	-	-	127,687,537	-	-	(7,350)
9/16/2004	W/H TAX DIV HD	(1,635)	-	(1,635)	-	-	127,685,902	-	-	(1,635)
9/17/2004	W/H TAX DIV AIG	(1,673)	-	(1,673)	-	-	127,684,229	-	-	(1,673)
9/24/2004	W/H TAX DIV BAC	(15,922)	-	(15,922)	-	-	127,668,307	-	-	(15,922)
9/30/2004	W/H TAX DIV PEP	(3,361)	-	(3,361)	-	-	127,664,945	-	-	(3,361)
10/1/2004	W/H TAX DIV KO	(5,192)	-	(5,192)	-	-	127,659,753	-	-	(5,192)
10/1/2004	W/H TAX DIV VIA.B	(902)	-	(902)	-	-	127,658,851	-	-	(902)
10/1/2004	W/H TAX DIV MRK	(7,307)	-	(7,307)	-	-	127,651,544	-	-	(7,307)
10/6/2004	W/H TAX DIV HPQ	(2,092)	-	(2,092)	-	-	127,649,451	-	-	(2,092)
10/7/2004	CHECK WIRE	10,000,000	10,000,000	-	-	-	137,649,451	-	-	-
10/12/2004	W/H TAX DIV MO	(12,915)	-	(12,915)	-	-	137,636,537	-	-	(12,915)
10/15/2004	CHECK WIRE	6,200,000	6,200,000	-	-	-	143,836,537	-	-	-
10/20/2004	CHECK WIRE	4,590,000	4,590,000	-	-	-	148,426,537	-	-	-
11/3/2004	FIDELITY SPARTAN U S TREASURY MONEY MARKET	(81)	-	(81)	-	-	148,426,456	-	-	(81)
11/4/2004	CHECK WIRE	8,975,000	8,975,000	-	-	-	157,401,456	-	-	-
11/4/2004	FIDELITY SPARTAN U S TREASURY MONEY MARKET	(0)	-	(0)	-	-	157,401,456	-	-	(0)
11/5/2004	CHECK WIRE	2,100,000	2,100,000	-	-	-	159,501,456	-	-	-
11/9/2004	FIDELITY SPARTAN U S TREASURY MONEY MARKET	(0)	-	(0)	-	-	159,501,456	-	-	(0)
11/23/2004	CHECK WIRE	4,900,000	4,900,000	-	-	-	164,401,456	-	-	-
11/24/2004	W/H TAX DIV MER	(757)	-	(757)	-	-	164,400,698	-	-	(757)
12/1/2004	CHECK WIRE	4,930,000	4,930,000	-	-	-	169,330,698	-	-	-
12/1/2004	W/H TAX DIV INTC	(1,246)	-	(1,246)	-	-	169,329,452	-	-	(1,246)
12/1/2004	W/H TAX DIV WFC	(3,923)	-	(3,923)	-	-	169,325,529	-	-	(3,923)
12/3/2004	W/H TAX DIV PFE	(10,049)	-	(10,049)	-	-	169,315,480	-	-	(10,049)
12/3/2004	W/H TAX DIV BA	(1,260)	-	(1,260)	-	-	169,314,220	-	-	(1,260)
12/7/2004	W/H TAX DIV JNJ	(2,535)	-	(2,535)	-	-	169,311,685	-	-	(2,535)
12/10/2004	W/H TAX DIV IBM	(2,394)	-	(2,394)	-	-	169,309,291	-	-	(2,394)
12/10/2004	W/H TAX DIV XOM	(13,795)	-	(13,795)	-	-	169,295,496	-	-	(13,795)
12/13/2004	FIDELITY SPARTAN U S TREASURY MONEY MARKET	(41)	-	(41)	-	-	169,295,455	-	-	(41)
12/14/2004	W/H TAX DIV DD	(2,695)	-	(2,695)	-	-	169,292,760	-	-	(2,695)
12/15/2004	CHECK WIRE	5,000,000	5,000,000	-	-	-	174,292,760	-	-	-
12/16/2004	FIDELITY SPARTAN U S TREASURY MONEY MARKET	(1)	-	(1)	-	-	174,292,760	-	-	(1)
12/31/2004	FIDELITY SPARTAN U S TREASURY MONEY MARKET	(7)	-	(7)	-	-	174,292,753	-	-	(7)
1/3/2005	W/H TAX DIV WMT	(1,529)	-	(1,529)	-	-	174,291,224	-	-	(1,529)
1/11/2005	CHECK WIRE	6,000,000	6,000,000	-	-	-	180,291,224	-	-	-
1/25/2005	CHECK WIRE	6,000,000	6,000,000	-	-	-	186,291,224	-	-	-
2/1/2005	CHECK WIRE	6,000,000	6,000,000	-	-	-	192,291,224	-	-	-
2/14/2005	W/H TAX DIV TXN	(509)	-	(509)	-	-	192,290,714	-	-	(509)
2/16/2005	CHECK WIRE	5,000,000	5,000,000	-	-	-	197,290,714	-	-	-
2/24/2005	W/H TAX DIV GS	(206)	-	(206)	-	-	197,290,509	-	-	(206)
2/25/2005	W/H TAX DIV C	(26,891)	-	(26,891)	-	-	197,263,618	-	-	(26,891)
2/28/2005	W/H TAX DIV MER	(1,716)	-	(1,716)	-	-	197,261,902	-	-	(1,716)
3/1/2005	W/H TAX DIV INTC	(5,981)	-	(5,981)	-	-	197,255,921	-	-	(5,981)
3/1/2005	W/H TAX DIV WFC	(9,778)	-	(9,778)	-	-	197,246,143	-	-	(9,778)
3/4/2005	W/H TAX DIV BA	(2,412)	-	(2,412)	-	-	197,243,730	-	-	(2,412)
3/4/2005	W/H TAX DIV G	(1,917)	-	(1,917)	-	-	197,241,814	-	-	(1,917)
3/7/2005	FIDELITY SPARTAN U S TREASURY MONEY MARKET	(63)	-	(63)	-	-	197,241,751	-	-	(63)
3/8/2005	W/H TAX DIV JNJ	(10,000)	-	(10,000)	-	-	197,231,751	-	-	(10,000)

BLMIS ACCOUNT NO. 1FR096 - GROUPEMENT FINANCIER LTD 5-11 LAVINGTON STREET

Column 1	Column 2	Column 3	Column 4	Column 5	Column 6	Column 7	Column 8	Column 9	Column 10	Column 11
Date	Transaction Description	Transaction Amount Reported in Customer Statement	Cash Deposits	Cash Withdrawals	Transfers of Principal In	Transfers of Principal Out	Balance of Principal	Preference Period Initial Transfers	Two Year Initial Transfers	Six Year Initial Transfers
3/8/2005	W/H TAX DIV PFE	(16,909)	-	(16,909)	-	-	197,214,842	-	-	(16,909)
3/9/2005	W/H TAX DIV BUD	(2,364)	-	(2,364)	-	-	197,212,478	-	-	(2,364)
3/10/2005	W/H TAX DIV XOM	(20,554)	-	(20,554)	-	-	197,191,924	-	-	(20,554)
3/10/2005	W/H TAX DIV IBM	(3,474)	-	(3,474)	-	-	197,188,450	-	-	(3,474)
3/10/2005	W/H TAX DIV MSFT	(10,249)	-	(10,249)	-	-	197,178,201	-	-	(10,249)
3/10/2005	W/H TAX DIV UTX	(2,831)	-	(2,831)	-	-	197,175,370	-	-	(2,831)
3/14/2005	W/H TAX DIV MMM	(4,053)	-	(4,053)	-	-	197,171,318	-	-	(4,053)
3/14/2005	W/H TAX DIV DD	(4,128)	-	(4,128)	-	-	197,167,190	-	-	(4,128)
3/18/2005	W/H TAX DIV AIG	(3,887)	-	(3,887)	-	-	197,163,303	-	-	(3,887)
3/21/2005	CHECK WIRE	5,600,000	5,600,000	-	-	-	202,763,303	-	-	-
3/24/2005	W/H TAX DIV HD	(2,573)	-	(2,573)	-	-	202,760,730	-	-	(2,573)
3/28/2005	W/H TAX DIV BAC	(21,463)	-	(21,463)	-	-	202,739,267	-	-	(21,463)
3/31/2005	W/H TAX DIV PEP	(4,686)	-	(4,686)	-	-	202,734,581	-	-	(4,686)
4/1/2005	W/H TAX DIV KO	(6,323)	-	(6,323)	-	-	202,728,259	-	-	(6,323)
4/1/2005	W/H TAX DIV MRK	(9,778)	-	(9,778)	-	-	202,718,480	-	-	(9,778)
4/1/2005	W/H TAX DIV VIA.B	(1,426)	-	(1,426)	-	-	202,717,054	-	-	(1,426)
4/7/2005	W/H TAX DIV HPQ	(1,413)	-	(1,413)	-	-	202,715,641	-	-	(1,413)
4/11/2005	W/H TAX DIV MO	(14,042)	-	(14,042)	-	-	202,701,599	-	-	(14,042)
4/13/2005	FIDELITY SPARTAN U S TREASURY MONEY MARKET	(66)	-	(66)	-	-	202,701,533	-	-	(66)
4/20/2005	CHECK WIRE	4,600,000	4,600,000	-	-	-	207,301,533	-	-	-
4/25/2005	W/H TAX DIV GE	(27,412)	-	(27,412)	-	-	207,274,121	-	-	(27,412)
5/2/2005	CHECK WIRE	3,000,000	3,000,000	-	-	-	210,274,121	-	-	-
5/23/2005	FIDELITY SPARTAN U S TREASURY MONEY MARKET	(44)	-	(44)	-	-	210,274,077	-	-	(44)
6/6/2005	W/H TAX DIV WMT	(1,981)	-	(1,981)	-	-	210,272,095	-	-	(1,981)
6/10/2005	W/H TAX DIV UTX	(942)	-	(942)	-	-	210,271,153	-	-	(942)
6/13/2005	W/H TAX DIV MMM	(1,349)	-	(1,349)	-	-	210,269,803	-	-	(1,349)
6/17/2005	W/H TAX DIV AIG	(3,289)	-	(3,289)	-	-	210,266,515	-	-	(3,289)
6/20/2005	FIDELITY SPARTAN U S TREASURY MONEY MARKET	(37)	-	(37)	-	-	210,266,478	-	-	(37)
6/22/2005	CHECK WIRE	4,000,000	4,000,000	-	-	-	214,266,478	-	-	-
6/23/2005	W/H TAX DIV HD	(2,203)	-	(2,203)	-	-	214,264,275	-	-	(2,203)
6/24/2005	W/H TAX DIV BAC	(18,371)	-	(18,371)	-	-	214,245,904	-	-	(18,371)
6/30/2005	W/H TAX DIV PEP	(4,482)	-	(4,482)	-	-	214,241,422	-	-	(4,482)
7/1/2005	W/H TAX DIV ALL	(2,229)	-	(2,229)	-	-	214,239,194	-	-	(2,229)
7/1/2005	W/H TAX DIV KO	(6,350)	-	(6,350)	-	-	214,232,843	-	-	(6,350)
7/1/2005	W/H TAX DIV MRK	(8,274)	-	(8,274)	-	-	214,224,570	-	-	(8,274)
7/1/2005	W/H TAX DIV VIA.B	(1,207)	-	(1,207)	-	-	214,223,363	-	-	(1,207)
7/6/2005	W/H TAX DIV HPQ	(2,372)	-	(2,372)	-	-	214,220,992	-	-	(2,372)
7/8/2005	W/H TAX DIV SLB	(1,334)	-	(1,334)	-	-	214,219,658	-	-	(1,334)
7/11/2005	W/H TAX DIV MO	(15,232)	-	(15,232)	-	-	214,204,426	-	-	(15,232)
7/25/2005	W/H TAX DIV GE	(23,486)	-	(23,486)	-	-	214,180,940	-	-	(23,486)
9/8/2005	FIDELITY SPARTAN U S TREASURY MONEY MARKET	(319)	-	(319)	-	-	214,180,621	-	-	(319)
9/12/2005	FIDELITY SPARTAN U S TREASURY MONEY MARKET	(5)	-	(5)	-	-	214,180,615	-	-	(5)
9/30/2005	W/H TAX DIV S	(534)	-	(534)	-	-	214,180,081	-	-	(534)
9/30/2005	W/H TAX DIV PEP	(3,197)	-	(3,197)	-	-	214,176,885	-	-	(3,197)
10/3/2005	W/H TAX DIV KO	(8,981)	-	(8,981)	-	-	214,167,904	-	-	(8,981)
10/5/2005	W/H TAX DIV HPQ	(3,255)	-	(3,255)	-	-	214,164,649	-	-	(3,255)
10/11/2005	W/H TAX DIV MO	(23,156)	-	(23,156)	-	-	214,141,492	-	-	(23,156)
10/12/2005	FIDELITY SPARTAN U S TREASURY MONEY MARKET	(109)	-	(109)	-	-	214,141,384	-	-	(109)
10/13/2005	FIDELITY SPARTAN U S TREASURY MONEY MARKET	(0)	-	(0)	-	-	214,141,383	-	-	(0)
10/14/2005	FIDELITY SPARTAN U S TREASURY MONEY MARKET	(0)	-	(0)	-	-	214,141,383	-	-	(0)
10/19/2005	FIDELITY SPARTAN U S TREASURY MONEY MARKET	(1)	-	(1)	-	-	214,141,383	-	-	(1)
10/25/2005	W/H TAX DIV GE	(24,083)	-	(24,083)	-	-	214,117,300	-	-	(24,083)
10/31/2005	W/H TAX DIV MWD	(2,844)	-	(2,844)	-	-	214,114,456	-	-	(2,844)
11/1/2005	CHECK WIRE	(6,000,000)	-	(6,000,000)	-	-	208,114,456	-	-	(6,000,000)
11/15/2005	W/H TAX DIV ABT	(4,345)	-	(4,345)	-	-	208,110,111	-	-	(4,345)
11/15/2005	W/H TAX DIV PG	(14,365)	-	(14,365)	-	-	208,095,745	-	-	(14,365)
11/17/2005	FIDELITY SPARTAN U S TREASURY MONEY MARKET	(45)	-	(45)	-	-	208,095,700	-	-	(45)
11/21/2005	W/H TAX DIV TXN	(738)	-	(738)	-	-	208,094,962	-	-	(738)
11/21/2005	W/H TAX DIV GS	(1,644)	-	(1,644)	-	-	208,093,318	-	-	(1,644)
11/23/2005	W/H TAX DIV MER	(2,631)	-	(2,631)	-	-	208,090,687	-	-	(2,631)
11/23/2005	W/H TAX DIV C	(33,572)	-	(33,572)	-	-	208,057,115	-	-	(33,572)
11/30/2005	CHECK WIRE	(3,000,000)	-	(3,000,000)	-	-	205,057,115	-	-	(3,000,000)
11/30/2005	FIDELITY SPARTAN U S TREASURY MONEY MARKET	(6)	-	(6)	-	-	205,057,109	-	-	(6)
12/1/2005	W/H TAX DIV INTC	(7,194)	-	(7,194)	-	-	205,049,915	-	-	(7,194)
12/1/2005	W/H TAX DIV WFC	(12,997)	-	(12,997)	-	-	205,036,918	-	-	(12,997)

BLMIS ACCOUNT NO. 1FR096 - GROUPEMENT FINANCIER LTD 5-11 LAVINGTON STREET

Column 1	Column 2	Column 3	Column 4	Column 5	Column 6	Column 7	Column 8	Column 9	Column 10	Column 11
Date	Transaction Description	Transaction Amount Reported in Customer Statement	Cash Deposits	Cash Withdrawals	Transfers of Principal In	Transfers of Principal Out	Balance of Principal	Preference Period Initial Transfers	Two Year Initial Transfers	Six Year Initial Transfers
12/2/2005	W/H TAX DIV BA	(2,960)	-	(2,960)	-	-	205,033,958	-	-	(2,960)
12/6/2005	W/H TAX DIV PFE	(20,912)	-	(20,912)	-	-	205,013,046	-	-	(20,912)
12/8/2005	W/H TAX DIV MSFT	(10,910)	-	(10,910)	-	-	205,002,136	-	-	(10,910)
12/9/2005	W/H TAX DIV XOM	(27,181)	-	(27,181)	-	-	204,974,955	-	-	(27,181)
12/12/2005	W/H TAX DIV IBM	(4,736)	-	(4,736)	-	-	204,970,219	-	-	(4,736)
12/12/2005	W/H TAX DIV CVX	(15,209)	-	(15,209)	-	-	204,955,010	-	-	(15,209)
12/12/2005	W/H TAX DIV UTX	(3,377)	-	(3,377)	-	-	204,951,634	-	-	(3,377)
12/12/2005	W/H TAX DIV MMM	(4,973)	-	(4,973)	-	-	204,946,661	-	-	(4,973)
12/13/2005	W/H TAX DIV JNJ	(14,712)	-	(14,712)	-	-	204,931,949	-	-	(14,712)
12/15/2005	W/H TAX DIV HD	(3,157)	-	(3,157)	-	-	204,928,792	-	-	(3,157)
12/15/2005	W/H TAX DIV TWX	(3,464)	-	(3,464)	-	-	204,925,327	-	-	(3,464)
12/15/2005	W/H TAX DIV KO	(8,512)	-	(8,512)	-	-	204,916,815	-	-	(8,512)
12/16/2005	FIDELITY SPARTAN U S TREASURY MONEY MARKET	(3)	-	(3)	-	-	204,916,812	-	-	(3)
12/16/2005	W/H TAX DIV AIG	(5,722)	-	(5,722)	-	-	204,911,090	-	-	(5,722)
12/22/2005	FIDELITY SPARTAN U S TREASURY MONEY MARKET	(13)	-	(13)	-	-	204,911,077	-	-	(13)
12/23/2005	W/H TAX DIV BAC	(29,599)	-	(29,599)	-	-	204,881,479	-	-	(29,599)
12/30/2005	FIDELITY SPARTAN U S TREASURY MONEY MARKET	(9)	-	(9)	-	-	204,881,470	-	-	(9)
12/30/2005	W/H TAX DIV S	(1,085)	-	(1,085)	-	-	204,880,385	-	-	(1,085)
1/3/2006	W/H TAX DIV PEP	(6,499)	-	(6,499)	-	-	204,873,886	-	-	(6,499)
1/3/2006	W/H TAX DIV MRK	(12,497)	-	(12,497)	-	-	204,861,389	-	-	(12,497)
1/3/2006	W/H TAX DIV WMT	(3,647)	-	(3,647)	-	-	204,857,742	-	-	(3,647)
1/3/2006	W/H TAX DIV VIA.B	(1,366)	-	(1,366)	-	-	204,856,377	-	-	(1,366)
1/4/2006	W/H TAX DIV HPQ	(3,405)	-	(3,405)	-	-	204,852,971	-	-	(3,405)
1/13/2006	FIDELITY SPARTAN U S TREASURY MONEY MARKET	(7)	-	(7)	-	-	204,852,965	-	-	(7)
1/31/2006	W/H TAX DIV MS	(4,043)	-	(4,043)	-	-	204,848,922	-	-	(4,043)
1/31/2006	FIDELITY SPARTAN U S TREASURY MONEY MARKET	(23)	-	(23)	-	-	204,848,899	-	-	(23)
2/1/2006	W/H TAX DIV T	(4,202)	-	(4,202)	-	-	204,844,697	-	-	(4,202)
2/1/2006	W/H TAX DIV VZ	(3,656)	-	(3,656)	-	-	204,841,041	-	-	(3,656)
2/13/2006	W/H TAX DIV TXN	(660)	-	(660)	-	-	204,840,381	-	-	(660)
2/15/2006	W/H TAX DIV PG	(12,926)	-	(12,926)	-	-	204,827,455	-	-	(12,926)
2/15/2006	W/H TAX DIV ABT	(5,833)	-	(5,833)	-	-	204,821,622	-	-	(5,833)
2/23/2006	W/H TAX DIV GS	(1,560)	-	(1,560)	-	-	204,820,062	-	-	(1,560)
2/24/2006	W/H TAX DIV C	(33,867)	-	(33,867)	-	-	204,786,195	-	-	(33,867)
2/28/2006	W/H TAX DIV MER	(3,119)	-	(3,119)	-	-	204,783,076	-	-	(3,119)
2/28/2006	FIDELITY SPARTAN U S TREASURY MONEY MARKET	(4)	-	(4)	-	-	204,783,072	-	-	(4)
3/1/2006	W/H TAX DIV WFC	(11,678)	-	(11,678)	-	-	204,771,393	-	-	(11,678)
3/1/2006	W/H TAX DIV INTC	(8,209)	-	(8,209)	-	-	204,763,185	-	-	(8,209)
3/3/2006	W/H TAX DIV BA	(3,369)	-	(3,369)	-	-	204,759,816	-	-	(3,369)
3/7/2006	W/H TAX DIV PFE	(24,193)	-	(24,193)	-	-	204,735,623	-	-	(24,193)
3/7/2006	W/H TAX DIV UPS	(5,690)	-	(5,690)	-	-	204,729,934	-	-	(5,690)
3/8/2006	CHECK WIRE	(16,000,000)	-	(16,000,000)	-	-	188,729,934	-	-	(16,000,000)
3/9/2006	W/H TAX DIV MSFT	(11,315)	-	(11,315)	-	-	188,718,619	-	-	(11,315)
3/10/2006	FIDELITY SPARTAN U S TREASURY MONEY MARKET	(3)	-	(3)	-	-	188,718,616	-	-	(3)
3/10/2006	W/H TAX DIV UTX	(3,019)	-	(3,019)	-	-	188,715,597	-	-	(3,019)
3/10/2006	W/H TAX DIV IBM	(4,291)	-	(4,291)	-	-	188,711,305	-	-	(4,291)
3/10/2006	W/H TAX DIV CVX	(13,833)	-	(13,833)	-	-	188,697,473	-	-	(13,833)
3/10/2006	W/H TAX DIV XOM	(27,083)	-	(27,083)	-	-	188,670,390	-	-	(27,083)
3/10/2006	W/H TAX DIV TGT	(1,248)	-	(1,248)	-	-	188,669,142	-	-	(1,248)
3/13/2006	W/H TAX DIV MMM	(4,592)	-	(4,592)	-	-	188,664,551	-	-	(4,592)
3/14/2006	W/H TAX DIV JNJ	(13,587)	-	(13,587)	-	-	188,650,963	-	-	(13,587)
3/15/2006	W/H TAX DIV TWX	(3,194)	-	(3,194)	-	-	188,647,769	-	-	(3,194)
3/17/2006	W/H TAX DIV AIG	(5,277)	-	(5,277)	-	-	188,642,492	-	-	(5,277)
3/23/2006	W/H TAX DIV HD	(4,305)	-	(4,305)	-	-	188,638,187	-	-	(4,305)
3/24/2006	W/H TAX DIV BAC	(31,816)	-	(31,816)	-	-	188,606,371	-	-	(31,816)
3/30/2006	FIDELITY SPARTAN U S TREASURY MONEY MARKET	(17)	-	(17)	-	-	188,606,354	-	-	(17)
3/31/2006	W/H TAX DIV PEP	(5,839)	-	(5,839)	-	-	188,600,515	-	-	(5,839)
3/31/2006	FIDELITY SPARTAN U S TREASURY MONEY MARKET	(1)	-	(1)	-	-	188,600,514	-	-	(1)
3/31/2006	W/H TAX DIV S	(1,018)	-	(1,018)	-	-	188,599,496	-	-	(1,018)
4/3/2006	W/H TAX DIV KO	(8,755)	-	(8,755)	-	-	188,590,740	-	-	(8,755)
4/3/2006	W/H TAX DIV MRK	(11,379)	-	(11,379)	-	-	188,579,361	-	-	(11,379)
4/3/2006	W/H TAX DIV WMT	(5,810)	-	(5,810)	-	-	188,573,551	-	-	(5,810)
4/5/2006	FIDELITY SPARTAN U S TREASURY MONEY MARKET	(2)	-	(2)	-	-	188,573,549	-	-	(2)
4/5/2006	W/H TAX DIV HPQ	(3,134)	-	(3,134)	-	-	188,570,415	-	-	(3,134)
4/7/2006	FIDELITY SPARTAN U S TREASURY MONEY MARKET	(1)	-	(1)	-	-	188,570,414	-	-	(1)
4/7/2006	W/H TAX DIV SLB	(1,933)	-	(1,933)	-	-	188,568,481	-	-	-

BLMIS ACCOUNT NO. 1FR096 - GROUPEMENT FINANCIER LTD 5-11 LAVINGTON STREET

Column 1	Column 2	Column 3	Column 4	Column 5	Column 6	Column 7	Column 8	Column 9	Column 10	Column 11
Date	Transaction Description	Transaction Amount Reported in Customer Statement	Cash Deposits	Cash Withdrawals	Transfers of Principal In	Transfers of Principal Out	Balance of Principal	Preference Period Initial Transfers	Two Year Initial Transfers	Six Year Initial Transfers
4/10/2006	W/H TAX DIV MO	(22,958)	-	(22,958)	-	-	188,545,524	-	-	(22,958)
4/21/2006	FIDELITY SPARTAN U S TREASURY MONEY MARKET	(4)	-	(4)	-	-	188,545,520	-	-	(4)
4/25/2006	W/H TAX DIV GE	(36,131)	-	(36,131)	-	-	188,509,389	-	-	(36,131)
4/28/2006	CXL W/H TAX DIV SLB	1,933	-	1,933	-	-	188,511,322	-	-	-
4/28/2006	FIDELITY SPARTAN U S TREASURY MONEY MARKET	(6)	-	(6)	-	-	188,511,315	-	-	(6)
4/28/2006	W/H TAX DIV MS	(3,791)	-	(3,791)	-	-	188,507,525	-	-	(3,791)
4/28/2006	W/H TAX DIV MDT	(1,494)	-	(1,494)	-	-	188,506,030	-	-	(1,494)
5/1/2006	W/H TAX DIV T	(16,728)	-	(16,728)	-	-	188,489,302	-	-	(16,728)
5/1/2006	W/H TAX DIV VZ	(15,476)	-	(15,476)	-	-	188,473,826	-	-	(15,476)
5/1/2006	W/H TAX DIV JPM	(11,341)	-	(11,341)	-	-	188,462,485	-	-	(11,341)
5/5/2006	FIDELITY SPARTAN U S TREASURY MONEY MARKET	(11)	-	(11)	-	-	188,462,474	-	-	(11)
5/10/2006	FIDELITY SPARTAN U S TREASURY MONEY MARKET	(1)	-	(1)	-	-	188,462,473	-	-	(1)
5/10/2006	W/H TAX DIV AXP	(1,966)	-	(1,966)	-	-	188,460,508	-	-	(1,966)
5/15/2006	W/H TAX DIV ABT	(5,868)	-	(5,868)	-	-	188,454,640	-	-	(5,868)
5/15/2006	W/H TAX DIV PG	(13,420)	-	(13,420)	-	-	188,441,220	-	-	(13,420)
5/22/2006	W/H TAX DIV TXN	(632)	-	(632)	-	-	188,440,589	-	-	(632)
5/22/2006	W/H TAX DIV CAT	(2,240)	-	(2,240)	-	-	188,438,348	-	-	(2,240)
5/24/2006	W/H TAX DIV MER	(2,965)	-	(2,965)	-	-	188,435,383	-	-	(2,965)
5/25/2006	W/H TAX DIV GS	(2,048)	-	(2,048)	-	-	188,433,336	-	-	(2,048)
5/26/2006	W/H TAX DIV C	(32,105)	-	(32,105)	-	-	188,401,231	-	-	(32,105)
5/31/2006	W/H TAX DIV UPS	(5,408)	-	(5,408)	-	-	188,395,823	-	-	(5,408)
5/31/2006	FIDELITY SPARTAN U S TREASURY MONEY MARKET	(34)	-	(34)	-	-	188,395,789	-	-	(34)
6/1/2006	W/H TAX DIV WFC	(11,717)	-	(11,717)	-	-	188,384,073	-	-	(11,717)
6/1/2006	W/H TAX DIV INTC	(7,708)	-	(7,708)	-	-	188,376,364	-	-	(7,708)
6/2/2006	W/H TAX DIV BA	(3,202)	-	(3,202)	-	-	188,373,162	-	-	(3,202)
6/5/2006	W/H TAX DIV WMT	(5,562)	-	(5,562)	-	-	188,367,601	-	-	(5,562)
6/6/2006	W/H TAX DIV BMY	(7,207)	-	(7,207)	-	-	188,360,393	-	-	(7,207)
6/6/2006	W/H TAX DIV PFE	(23,339)	-	(23,339)	-	-	188,337,055	-	-	(23,339)
6/8/2006	CHECK WIRE	10,000,000	10,000,000	-	-	-	198,337,055	-	-	-
6/8/2006	W/H TAX DIV MSFT	(10,566)	-	(10,566)	-	-	198,326,489	-	-	(10,566)
6/9/2006	W/H TAX DIV XOM	(25,906)	-	(25,906)	-	-	198,300,583	-	-	(25,906)
6/12/2006	W/H TAX DIV UTX	(1,728)	-	(1,728)	-	-	198,298,854	-	-	(1,728)
6/12/2006	W/H TAX DIV IBM	(6,190)	-	(6,190)	-	-	198,292,664	-	-	(6,190)
6/12/2006	W/H TAX DIV MMM	(4,364)	-	(4,364)	-	-	198,288,300	-	-	(4,364)
6/13/2006	W/H TAX DIV JNJ	(14,676)	-	(14,676)	-	-	198,273,625	-	-	(14,676)
6/15/2006	FIDELITY SPARTAN U S TREASURY MONEY MARKET	(24)	-	(24)	-	-	198,273,601	-	-	(24)
6/15/2006	W/H TAX DIV TWX	(2,966)	-	(2,966)	-	-	198,270,635	-	-	(2,966)
6/22/2006	W/H TAX DIV HD	(4,269)	-	(4,269)	-	-	198,266,366	-	-	(4,269)
6/23/2006	W/H TAX DIV BAC	(30,833)	-	(30,833)	-	-	198,235,532	-	-	(30,833)
6/30/2006	W/H TAX DIV PEP	(6,409)	-	(6,409)	-	-	198,229,124	-	-	(6,409)
6/30/2006	W/H TAX DIV S	(978)	-	(978)	-	-	198,228,145	-	-	(978)
6/30/2006	FIDELITY SPARTAN U S TREASURY MONEY MARKET	(50)	-	(50)	-	-	198,228,095	-	-	(50)
7/3/2006	W/H TAX DIV CVX	(15,417)	-	(15,417)	-	-	198,212,678	-	-	(15,417)
7/3/2006	W/H TAX DIV KO	(5,834)	-	(5,834)	-	-	198,206,844	-	-	(5,834)
7/3/2006	W/H TAX DIV AIG	(5,159)	-	(5,159)	-	-	198,201,685	-	-	(5,159)
7/3/2006	W/H TAX DIV MRK	(10,815)	-	(10,815)	-	-	198,190,870	-	-	(10,815)
7/5/2006	W/H TAX DIV HPQ	(3,011)	-	(3,011)	-	-	198,187,859	-	-	(3,011)
7/7/2006	W/H TAX DIV SLB	(2,073)	-	(2,073)	-	-	198,185,786	-	-	-
7/10/2006	W/H TAX DIV MO	(15,056)	-	(15,056)	-	-	198,170,730	-	-	(15,056)
7/14/2006	FIDELITY SPARTAN U S TREASURY MONEY MARKET	(39)	-	(39)	-	-	198,170,691	-	-	(39)
7/21/2006	FIDELITY SPARTAN U S TREASURY MONEY MARKET	(5)	-	(5)	-	-	198,170,686	-	-	(5)
7/31/2006	W/H TAX DIV MS	(1,664)	-	(1,664)	-	-	198,169,022	-	-	(1,664)
7/31/2006	FIDELITY SPARTAN U S TREASURY MONEY MARKET	(34)	-	(34)	-	-	198,168,988	-	-	(34)
8/7/2006	CXL W/H TAX DIV SLB	2,073	-	2,073	-	-	198,171,061	-	-	-
8/15/2006	W/H TAX DIV PG	(10,426)	-	(10,426)	-	-	198,160,635	-	-	(10,426)
8/15/2006	W/H TAX DIV ABT	(2,576)	-	(2,576)	-	-	198,158,059	-	-	(2,576)
8/17/2006	FIDELITY SPARTAN U S TREASURY MONEY MARKET	(22)	-	(22)	-	-	198,158,037	-	-	(22)
8/21/2006	W/H TAX DIV TXN	(475)	-	(475)	-	-	198,157,562	-	-	(475)
8/21/2006	W/H TAX DIV CAT	(1,079)	-	(1,079)	-	-	198,156,483	-	-	(1,079)
8/23/2006	W/H TAX DIV MER	(2,273)	-	(2,273)	-	-	198,154,211	-	-	(2,273)
8/24/2006	W/H TAX DIV GS	(1,591)	-	(1,591)	-	-	198,152,620	-	-	(1,591)
8/25/2006	W/H TAX DIV C	(24,749)	-	(24,749)	-	-	198,127,871	-	-	(24,749)
9/1/2006	W/H TAX DIV BA	(2,454)	-	(2,454)	-	-	198,125,417	-	-	(2,454)
9/1/2006	W/H TAX DIV INTC	(5,948)	-	(5,948)	-	-	198,119,468	-	-	(5,948)
9/1/2006	W/H TAX DIV WFC	(9,672)	-	(9,672)	-	-	198,109,797	-	-	(9,672)

BLMIS ACCOUNT NO. 1FR096 - GROUPEMENT FINANCIER LTD 5-11 LAVINGTON STREET

Column 1	Column 2	Column 3	Column 4	Column 5	Column 6	Column 7	Column 8	Column 9	Column 10	Column 11
Date	Transaction Description	Transaction Amount Reported in Customer Statement	Cash Deposits	Cash Withdrawals	Transfers of Principal In	Transfers of Principal Out	Balance of Principal	Preference Period Initial Transfers	Two Year Initial Transfers	Six Year Initial Transfers
9/1/2006	FIDELITY SPARTAN U S TREASURY MONEY MARKET	(14)	-	(14)	-	-	198,109,782	-	-	(14)
9/5/2006	W/H TAX DIV WMT	(4,263)	-	(4,263)	-	-	198,105,519	-	-	(4,263)
9/5/2006	W/H TAX DIV PFE	(17,917)	-	(17,917)	-	-	198,087,602	-	-	(17,917)
9/6/2006	W/H TAX DIV UPS	(4,145)	-	(4,145)	-	-	198,083,457	-	-	(4,145)
9/11/2006	W/H TAX DIV XOM	(19,615)	-	(19,615)	-	-	198,063,841	-	-	(19,615)
9/11/2006	W/H TAX DIV UTX	(2,650)	-	(2,650)	-	-	198,061,191	-	-	(2,650)
9/11/2006	W/H TAX DIV CVX	(11,817)	-	(11,817)	-	-	198,049,374	-	-	(11,817)
9/11/2006	W/H TAX DIV IBM	(4,636)	-	(4,636)	-	-	198,044,738	-	-	(4,636)
9/12/2006	W/H TAX DIV JNJ	(11,249)	-	(11,249)	-	-	198,033,490	-	-	(11,249)
9/12/2006	W/H TAX DIV MMM	(3,345)	-	(3,345)	-	-	198,030,144	-	-	(3,345)
9/14/2006	W/H TAX DIV MSFT	(8,064)	-	(8,064)	-	-	198,022,081	-	-	(8,064)
9/15/2006	FIDELITY SPARTAN U S TREASURY MONEY MARKET	(10)	-	(10)	-	-	198,022,071	-	-	(10)
9/15/2006	W/H TAX DIV AIG	(4,350)	-	(4,350)	-	-	198,017,721	-	-	(4,350)
9/15/2006	W/H TAX DIV TWX	(2,428)	-	(2,428)	-	-	198,015,293	-	-	(2,428)
9/18/2006	CHECK WIRE	(11,500,000)	-	(11,500,000)	-	-	186,515,293	-	-	(11,500,000)
9/21/2006	W/H TAX DIV HD	(3,136)	-	(3,136)	-	-	186,512,157	-	-	(3,136)
9/22/2006	W/H TAX DIV BAC	(25,961)	-	(25,961)	-	-	186,486,196	-	-	(25,961)
9/27/2006	FIDELITY SPARTAN U S TREASURY MONEY MARKET	(21)	-	(21)	-	-	186,486,175	-	-	(21)
9/29/2006	W/H TAX DIV PEP	(5,027)	-	(5,027)	-	-	186,481,148	-	-	(5,027)
9/29/2006	W/H TAX DIV S	(763)	-	(763)	-	-	186,480,385	-	-	(763)
10/2/2006	W/H TAX DIV MRK	(8,290)	-	(8,290)	-	-	186,472,095	-	-	(8,290)
10/2/2006	W/H TAX DIV KO	(6,481)	-	(6,481)	-	-	186,465,613	-	-	(6,481)
10/4/2006	W/H TAX DIV HPQ	(2,254)	-	(2,254)	-	-	186,463,359	-	-	(2,254)
10/10/2006	W/H TAX DIV MO	(18,320)	-	(18,320)	-	-	186,445,039	-	-	(18,320)
10/17/2006	FIDELITY SPARTAN U S TREASURY MONEY MARKET	(28)	-	(28)	-	-	186,445,011	-	-	(28)
10/25/2006	W/H TAX DIV GE	(26,489)	-	(26,489)	-	-	186,418,522	-	-	(26,489)
10/26/2006	FIDELITY SPARTAN U S TREASURY MONEY MARKET	(6)	-	(6)	-	-	186,418,516	-	-	(6)
10/27/2006	FIDELITY SPARTAN U S TREASURY MONEY MARKET	(1)	-	(1)	-	-	186,418,515	-	-	(1)
10/30/2006	FIDELITY SPARTAN U S TREASURY MONEY MARKET	(5)	-	(5)	-	-	186,418,511	-	-	(5)
10/31/2006	FIDELITY SPARTAN U S TREASURY MONEY MARKET	(0)	-	(0)	-	-	186,418,510	-	-	(0)
11/7/2006	CHECK WIRE	(38,500,000)	-	(38,500,000)	-	-	147,918,510	-	-	(38,500,000)
11/20/2006	FIDELITY SPARTAN U S TREASURY MONEY MARKET	(15)	-	(15)	-	-	147,918,495	-	-	(15)
11/20/2006	W/H TAX DIV TXN	(786)	-	(786)	-	-	147,917,709	-	-	(786)
11/22/2006	W/H TAX DIV MER	(2,888)	-	(2,888)	-	-	147,914,821	-	-	(2,888)
11/22/2006	W/H TAX DIV C	(30,003)	-	(30,003)	-	-	147,884,818	-	-	(30,003)
11/27/2006	FIDELITY SPARTAN U S TREASURY MONEY MARKET	(6)	-	(6)	-	-	147,884,812	-	-	(6)
11/30/2006	FIDELITY SPARTAN U S TREASURY MONEY MARKET	(0)	-	(0)	-	-	147,884,812	-	-	(0)
1/2/2007	W/H TAX DIV PEP	(5,330)	-	(5,330)	-	-	147,879,482	-	(5,330)	(5,330)
1/2/2007	W/H TAX DIV MRK	(8,762)	-	(8,762)	-	-	147,870,720	-	(8,762)	(8,762)
1/2/2007	W/H TAX DIV WMT	(4,424)	-	(4,424)	-	-	147,866,296	-	(4,424)	(4,424)
1/3/2007	W/H TAX DIV HD	(4,886)	-	(4,886)	-	-	147,861,410	-	(4,886)	(4,886)
1/3/2007	W/H TAX DIV WFC	(11,745)	-	(11,745)	-	-	147,849,665	-	(11,745)	(11,745)
1/3/2007	W/H TAX DIV S	(790)	-	(790)	-	-	147,848,875	-	(790)	(790)
1/3/2007	W/H TAX DIV CVX	(12,161)	-	(12,161)	-	-	147,836,715	-	(12,161)	(12,161)
1/3/2007	W/H TAX DIV AIG	(4,560)	-	(4,560)	-	-	147,832,155	-	(4,560)	(4,560)
1/3/2007	W/H TAX DIV JNJ	(11,693)	-	(11,693)	-	-	147,820,462	-	(11,693)	(11,693)
1/3/2007	FIDELITY SPARTAN U S TREASURY MONEY MARKET	(2)	-	(2)	-	-	147,820,461	-	(2)	(2)
1/3/2007	W/H TAX DIV MSFT	(9,098)	-	(9,098)	-	-	147,811,363	-	(9,098)	(9,098)
1/3/2007	FIDELITY SPARTAN U S TREASURY MONEY MARKET	(21)	-	(21)	-	-	147,811,342	-	(21)	(21)
1/3/2007	W/H TAX DIV MMM	(3,586)	-	(3,586)	-	-	147,807,757	-	(3,586)	(3,586)
1/3/2007	W/H TAX DIV PFE	(18,531)	-	(18,531)	-	-	147,789,225	-	(18,531)	(18,531)
1/3/2007	W/H TAX DIV EXC	(2,728)	-	(2,728)	-	-	147,786,497	-	(2,728)	(2,728)
1/3/2007	W/H TAX DIV HPQ	(2,337)	-	(2,337)	-	-	147,784,160	-	(2,337)	(2,337)
1/3/2007	W/H TAX DIV INTC	(7,199)	-	(7,199)	-	-	147,776,961	-	(7,199)	(7,199)
1/3/2007	W/H TAX DIV MCD	(12,667)	-	(12,667)	-	-	147,764,294	-	(12,667)	(12,667)
1/3/2007	W/H TAX DIV BA	(2,631)	-	(2,631)	-	-	147,761,663	-	(2,631)	(2,631)
1/3/2007	W/H TAX DIV KO	(6,731)	-	(6,731)	-	-	147,754,932	-	(6,731)	(6,731)
1/3/2007	W/H TAX DIV BAC	(27,076)	-	(27,076)	-	-	147,727,856	-	(27,076)	(27,076)
1/3/2007	W/H TAX DIV XOM	(20,070)	-	(20,070)	-	-	147,707,786	-	(20,070)	(20,070)
1/3/2007	W/H TAX DIV IBM	(4,784)	-	(4,784)	-	-	147,703,002	-	(4,784)	(4,784)
1/3/2007	W/H TAX DIV UTX	(2,840)	-	(2,840)	-	-	147,700,161	-	(2,840)	(2,840)
1/3/2007	W/H TAX DIV TWX	(2,389)	-	(2,389)	-	-	147,697,773	-	(2,389)	(2,389)
1/3/2007	W/H TAX DIV WB	(11,600)	-	(11,600)	-	-	147,686,173	-	(11,600)	(11,600)
1/3/2007	W/H TAX DIV TGT	(1,052)	-	(1,052)	-	-	147,685,120	-	(1,052)	(1,052)
1/4/2007	W/H TAX DIV UPS	(4,443)	-	(4,443)	-	-	147,680,677	-	(4,443)	(4,443)

BLMIS ACCOUNT NO. 1FR096 - GROUPEMENT FINANCIER LTD 5-11 LAVINGTON STREET

Column 1	Column 2	Column 3	Column 4	Column 5	Column 6	Column 7	Column 8	Column 9	Column 10	Column 11
Date	Transaction Description	Transaction Amount Reported in Customer Statement	Cash Deposits	Cash Withdrawals	Transfers of Principal In	Transfers of Principal Out	Balance of Principal	Preference Period Initial Transfers	Two Year Initial Transfers	Six Year Initial Transfers
1/10/2007	W/H TAX DIV MO	(5,236)	-	(5,236)	-	-	147,675,441	-	(5,236)	(5,236)
1/12/2007	W/H TAX DIV DIS	(6,915)	-	(6,915)	-	-	147,668,526	-	(6,915)	(6,915)
1/25/2007	W/H TAX DIV GE	(17,850)	-	(17,850)	-	-	147,650,676	-	(17,850)	(17,850)
1/29/2007	FIDELITY SPARTAN U S TREASURY MONEY MARKET	(4)	-	(4)	-	-	147,650,672	-	(4)	(4)
1/31/2007	FIDELITY SPARTAN U S TREASURY MONEY MARKET	(1)	-	(1)	-	-	147,650,672	-	(1)	(1)
2/6/2007	FIDELITY SPARTAN U S TREASURY MONEY MARKET	(4)	-	(4)	-	-	147,650,667	-	(4)	(4)
2/13/2007	FIDELITY SPARTAN U S TREASURY MONEY MARKET	(16)	-	(16)	-	-	147,650,652	-	(16)	(16)
2/16/2007	FIDELITY SPARTAN U S TREASURY MONEY MARKET	(7)	-	(7)	-	-	147,650,645	-	(7)	(7)
2/20/2007	FIDELITY SPARTAN U S TREASURY MONEY MARKET	(6)	-	(6)	-	-	147,650,639	-	(6)	(6)
2/22/2007	FIDELITY SPARTAN U S TREASURY MONEY MARKET	(2)	-	(2)	-	-	147,650,637	-	(2)	(2)
2/23/2007	FIDELITY SPARTAN U S TREASURY MONEY MARKET	(1)	-	(1)	-	-	147,650,636	-	(1)	(1)
2/28/2007	FIDELITY SPARTAN U S TREASURY MONEY MARKET	(3)	-	(3)	-	-	147,650,633	-	(3)	(3)
3/1/2007	W/H TAX DIV COP	(3,866)	-	(3,866)	-	-	147,646,767	-	(3,866)	(3,866)
3/6/2007	W/H TAX DIV UPS	(2,563)	-	(2,563)	-	-	147,644,204	-	(2,563)	(2,563)
3/9/2007	FIDELITY SPARTAN U S TREASURY MONEY MARKET	(6)	-	(6)	-	-	147,644,198	-	(6)	(6)
3/12/2007	W/H TAX DIV TGT	(599)	-	(599)	-	-	147,643,599	-	(599)	(599)
3/12/2007	W/H TAX DIV MMM	(3,174)	-	(3,174)	-	-	147,640,425	-	(3,174)	(3,174)
3/12/2007	W/H TAX DIV CVX	(3,617)	-	(3,617)	-	-	147,636,808	-	(3,617)	(3,617)
3/12/2007	W/H TAX DIV UTX	(882)	-	(882)	-	-	147,635,927	-	(882)	(882)
3/13/2007	W/H TAX DIV JNJ	(9,608)	-	(9,608)	-	-	147,626,319	-	(9,608)	(9,608)
3/15/2007	W/H TAX DIV TWX	(1,909)	-	(1,909)	-	-	147,624,409	-	(1,909)	(1,909)
3/15/2007	W/H TAX DIV WB	(9,257)	-	(9,257)	-	-	147,615,153	-	(9,257)	(9,257)
3/16/2007	W/H TAX DIV AIG	(3,682)	-	(3,682)	-	-	147,611,470	-	(3,682)	(3,682)
3/20/2007	FIDELITY SPARTAN U S TREASURY MONEY MARKET	(9)	-	(9)	-	-	147,611,461	-	(9)	(9)
3/22/2007	W/H TAX DIV HD	(4,091)	-	(4,091)	-	-	147,607,370	-	(4,091)	(4,091)
3/23/2007	W/H TAX DIV BAC	(21,753)	-	(21,753)	-	-	147,585,617	-	(21,753)	(21,753)
3/28/2007	CHECK WIRE	10,000,000	10,000,000	-	-	-	157,585,617	-	-	-
3/28/2007	FIDELITY SPARTAN U S TREASURY MONEY MARKET	(19)	-	(19)	-	-	157,585,598	-	(19)	(19)
3/30/2007	FIDELITY SPARTAN U S TREASURY MONEY MARKET	(2)	-	(2)	-	-	157,585,596	-	(2)	(2)
3/30/2007	W/H TAX DIV S	(732)	-	(732)	-	-	157,584,864	-	(732)	(732)
3/30/2007	W/H TAX DIV PEP	(4,999)	-	(4,999)	-	-	157,579,866	-	(4,999)	(4,999)
4/2/2007	W/H TAX DIV WMT	(5,546)	-	(5,546)	-	-	157,574,319	-	(5,546)	(5,546)
4/2/2007	W/H TAX DIV KO	(7,176)	-	(7,176)	-	-	157,567,143	-	(7,176)	(7,176)
4/2/2007	W/H TAX DIV MRK	(8,566)	-	(8,566)	-	-	157,558,577	-	(8,566)	(8,566)
4/4/2007	W/H TAX DIV HPQ	(2,274)	-	(2,274)	-	-	157,556,303	-	(2,274)	(2,274)
4/10/2007	CHECK WIRE	10,000,000	10,000,000	-	-	-	167,556,303	-	-	-
4/10/2007	W/H TAX DIV MO	(18,543)	-	(18,543)	-	-	167,537,760	-	(18,543)	(18,543)
4/16/2007	CHECK WIRE	6,000,000	6,000,000	-	-	-	173,537,760	-	-	-
4/19/2007	FIDELITY SPARTAN U S TREASURY MONEY MARKET	(33)	-	(33)	-	-	173,537,727	-	(33)	(33)
4/20/2007	FIDELITY SPARTAN U S TREASURY MONEY MARKET	(1)	-	(1)	-	-	173,537,726	-	(1)	(1)
4/25/2007	W/H TAX DIV GE	(25,225)	-	(25,225)	-	-	173,512,501	-	(25,225)	(25,225)
4/30/2007	CHECK WIRE	5,000,000	5,000,000	-	-	-	178,512,501	-	-	-
5/4/2007	W/H TAX DIV CVS	(741)	-	(741)	-	-	178,511,760	-	(741)	(741)
5/9/2007	CHECK WIRE	16,000,000	16,000,000	-	-	-	194,511,760	-	-	-
5/15/2007	W/H TAX DIV PG	(13,141)	-	(13,141)	-	-	194,498,619	-	(13,141)	(13,141)
5/16/2007	CHECK WIRE	12,000,000	12,000,000	-	-	-	206,498,619	-	-	-
5/21/2007	FIDELITY SPARTAN U S TREASURY MONEY MARKET	(27)	-	(27)	-	-	206,498,592	-	(27)	(27)
5/23/2007	W/H TAX DIV MER	(3,479)	-	(3,479)	-	-	206,495,113	-	(3,479)	(3,479)
5/24/2007	W/H TAX DIV GS	(1,017)	-	(1,017)	-	-	206,494,096	-	(1,017)	(1,017)
5/25/2007	W/H TAX DIV C	(31,009)	-	(31,009)	-	-	206,463,087	-	(31,009)	(31,009)
5/31/2007	FIDELITY SPARTAN U S TREASURY MONEY MARKET	(5)	-	(5)	-	-	206,463,082	-	(5)	(5)
6/1/2007	W/H TAX DIV BA	(3,211)	-	(3,211)	-	-	206,459,871	-	(3,211)	(3,211)
6/1/2007	W/H TAX DIV WFC	(11,131)	-	(11,131)	-	-	206,448,740	-	(11,131)	(11,131)
6/1/2007	W/H TAX DIV COP	(7,995)	-	(7,995)	-	-	206,440,745	-	(7,995)	(7,995)
6/1/2007	W/H TAX DIV INTC	(7,702)	-	(7,702)	-	-	206,433,043	-	(7,702)	(7,702)
6/4/2007	W/H TAX DIV WMT	(6,317)	-	(6,317)	-	-	206,426,726	-	(6,317)	(6,317)
6/5/2007	W/H TAX DIV UPS	(5,102)	-	(5,102)	-	-	206,421,624	-	(5,102)	(5,102)
6/5/2007	W/H TAX DIV PFE	(24,339)	-	(24,339)	-	-	206,397,285	-	(24,339)	(24,339)
6/6/2007	W/H TAX DIV TYC	(2,353)	-	(2,353)	-	-	206,394,932	-	-	-
6/11/2007	W/H TAX DIV IBM	(7,068)	-	(7,068)	-	-	206,387,865	-	(7,068)	(7,068)
6/11/2007	W/H TAX DIV UTX	(3,219)	-	(3,219)	-	-	206,384,646	-	(3,219)	(3,219)
6/11/2007	W/H TAX DIV CVX	(14,731)	-	(14,731)	-	-	206,369,914	-	(14,731)	(14,731)
6/11/2007	W/H TAX DIV XOM	(23,445)	-	(23,445)	-	-	206,346,470	-	(23,445)	(23,445)
6/12/2007	W/H TAX DIV JNJ	(14,066)	-	(14,066)	-	-	206,332,404	-	(14,066)	(14,066)
6/12/2007	W/H TAX DIV MMM	(4,241)	-	(4,241)	-	-	206,328,163	-	(4,241)	(4,241)

BLMIS ACCOUNT NO. 1FR096 - GROUPEMENT FINANCIER LTD 5-11 LAVINGTON STREET

Column 1	Column 2	Column 3	Column 4	Column 5	Column 6	Column 7	Column 8	Column 9	Column 10	Column 11
Date	Transaction Description	Transaction Amount Reported in Customer Statement	Cash Deposits	Cash Withdrawals	Transfers of Principal In	Transfers of Principal Out	Balance of Principal	Preference Period Initial Transfers	Two Year Initial Transfers	Six Year Initial Transfers
6/13/2007	CHECK WIRE	3,700,000	3,700,000	-	-	-	210,028,163	-	-	-
6/14/2007	W/H TAX DIV MSFT	(10,232)	-	(10,232)	-	-	210,017,931	-	(10,232)	(10,232)
6/15/2007	W/H TAX DIV AIG	(5,102)	-	(5,102)	-	-	210,012,829	-	(5,102)	(5,102)
6/15/2007	W/H TAX DIV TWX	(2,509)	-	(2,509)	-	-	210,010,320	-	(2,509)	(2,509)
6/15/2007	FIDELITY SPARTAN U S TREASURY MONEY MARKET	(8)	-	(8)	-	-	210,010,313	-	(8)	(8)
6/15/2007	W/H TAX DIV WB	(12,368)	-	(12,368)	-	-	209,997,944	-	(12,368)	(12,368)
6/20/2007	CHECK WIRE	10,000,000	10,000,000	-	-	-	219,997,944	-	-	-
6/21/2007	W/H TAX DIV HD	(5,466)	-	(5,466)	-	-	219,992,478	-	(5,466)	(5,466)
6/22/2007	W/H TAX DIV BAC	(29,684)	-	(29,684)	-	-	219,962,795	-	(29,684)	(29,684)
6/29/2007	W/H TAX DIV PEP	(7,312)	-	(7,312)	-	-	219,955,482	-	(7,312)	(7,312)
6/29/2007	FIDELITY SPARTAN U S TREASURY MONEY MARKET	(16)	-	(16)	-	-	219,955,466	-	(16)	(16)
6/29/2007	W/H TAX DIV S	(856)	-	(856)	-	-	219,954,610	-	(856)	(856)
7/2/2007	W/H TAX DIV KO	(8,016)	-	(8,016)	-	-	219,946,594	-	(8,016)	(8,016)
7/2/2007	W/H TAX DIV MRK	(9,652)	-	(9,652)	-	-	219,936,942	-	(9,652)	(9,652)
7/5/2007	CHECK WIRE	9,000,000	9,000,000	-	-	-	228,936,942	-	-	-
7/5/2007	W/H TAX DIV HPQ	(2,562)	-	(2,562)	-	-	228,934,380	-	(2,562)	(2,562)
7/10/2007	W/H TAX DIV MO	(16,998)	-	(16,998)	-	-	228,917,383	-	(16,998)	(16,998)
7/11/2007	CHECK WIRE	11,500,000	11,500,000	-	-	-	240,417,383	-	-	-
7/17/2007	CXL W/H TAX DIV TYC	2,353	-	2,353	-	-	240,419,736	-	-	-
7/17/2007	FIDELITY SPARTAN U S TREASURY MONEY MARKET	(30)	-	(30)	-	-	240,419,706	-	(30)	(30)
8/6/2007	CHECK WIRE	12,000,000	12,000,000	-	-	-	252,419,706	-	-	-
8/6/2007	FIDELITY SPARTAN U S TREASURY MONEY MARKET	(20)	-	(20)	-	-	252,419,686	-	(20)	(20)
8/20/2007	FIDELITY SPARTAN U S TREASURY MONEY MARKET	(15)	-	(15)	-	-	252,419,670	-	(15)	(15)
8/20/2007	CHECK WIRE	(2,500,000)	-	(2,500,000)	-	-	249,919,670	-	(2,500,000)	(2,500,000)
8/24/2007	W/H TAX DIV C	(16,262)	-	(16,262)	-	-	249,903,408	-	(16,262)	(16,262)
9/4/2007	W/H TAX DIV WMT	(3,250)	-	(3,250)	-	-	249,900,158	-	(3,250)	(3,250)
9/4/2007	W/H TAX DIV WFC	(6,341)	-	(6,341)	-	-	249,893,817	-	(6,341)	(6,341)
9/4/2007	W/H TAX DIV INTC	(4,027)	-	(4,027)	-	-	249,889,790	-	(4,027)	(4,027)
9/5/2007	W/H TAX DIV PFE	(12,523)	-	(12,523)	-	-	249,877,267	-	(12,523)	(12,523)
9/7/2007	W/H TAX DIV BA	(1,591)	-	(1,591)	-	-	249,875,676	-	(1,591)	(1,591)
9/10/2007	W/H TAX DIV CVX	(7,580)	-	(7,580)	-	-	249,868,096	-	(7,580)	(7,580)
9/10/2007	W/H TAX DIV IBM	(3,409)	-	(3,409)	-	-	249,864,687	-	(3,409)	(3,409)
9/10/2007	W/H TAX DIV UTX	(2,000)	-	(2,000)	-	-	249,862,687	-	(2,000)	(2,000)
9/10/2007	W/H TAX DIV XOM	(12,131)	-	(12,131)	-	-	249,850,556	-	(12,131)	(12,131)
9/13/2007	W/H TAX DIV MSFT	(5,171)	-	(5,171)	-	-	249,845,385	-	(5,171)	(5,171)
9/14/2007	FIDELITY SPARTAN U S TREASURY MONEY MARKET	(24)	-	(24)	-	-	249,845,361	-	(24)	(24)
9/18/2007	FIDELITY SPARTAN U S TREASURY MONEY MARKET	(3)	-	(3)	-	-	249,845,358	-	(3)	(3)
9/26/2007	FIDELITY SPARTAN U S TREASURY MONEY MARKET	(18)	-	(18)	-	-	249,845,340	-	(18)	(18)
10/1/2007	W/H TAX DIV KO	(3,978)	-	(3,978)	-	-	249,841,362	-	(3,978)	(3,978)
10/10/2007	W/H TAX DIV MO	(9,192)	-	(9,192)	-	-	249,832,170	-	(9,192)	(9,192)
10/12/2007	FIDELITY SPARTAN U S TREASURY MONEY MARKET	(36)	-	(36)	-	-	249,832,134	-	(36)	(36)
10/12/2007	CHECK WIRE	(5,750,000)	-	(5,750,000)	-	-	244,082,134	-	(5,750,000)	(5,750,000)
10/25/2007	W/H TAX DIV GE	(24,278)	-	(24,278)	-	-	244,057,856	-	(24,278)	(24,278)
10/31/2007	FIDELITY SPARTAN U S TREASURY MONEY MARKET	(2)	-	(2)	-	-	244,057,853	-	(2)	(2)
11/6/2007	CHECK WIRE	15,000,000	15,000,000	-	-	-	259,057,853	-	-	-
11/7/2007	FIDELITY SPARTAN U S TREASURY MONEY MARKET	(17)	-	(17)	-	-	259,057,837	-	(17)	(17)
11/13/2007	FIDELITY SPARTAN U S TREASURY MONEY MARKET	(19)	-	(19)	-	-	259,057,818	-	(19)	(19)
11/15/2007	FIDELITY SPARTAN U S TREASURY MONEY MARKET	(6)	-	(6)	-	-	259,057,811	-	(6)	(6)
11/19/2007	CHECK WIRE	15,000,000	15,000,000	-	-	-	274,057,811	-	-	-
11/20/2007	CHECK WIRE	5,000,000	5,000,000	-	-	-	279,057,811	-	-	-
11/21/2007	W/H TAX DIV MER	(1,277)	-	(1,277)	-	-	279,056,535	-	(1,277)	(1,277)
11/21/2007	FIDELITY SPARTAN U S TREASURY MONEY MARKET	(5)	-	(5)	-	-	279,056,529	-	(5)	(5)
11/21/2007	W/H TAX DIV C	(10,835)	-	(10,835)	-	-	279,045,695	-	(10,835)	(10,835)
11/30/2007	FIDELITY SPARTAN U S TREASURY MONEY MARKET	(7)	-	(7)	-	-	279,045,688	-	(7)	(7)
12/3/2007	W/H TAX DIV MCD	(11,039)	-	(11,039)	-	-	279,034,649	-	(11,039)	(11,039)
12/3/2007	W/H TAX DIV COP	(2,692)	-	(2,692)	-	-	279,031,956	-	(2,692)	(2,692)
12/7/2007	CHECK WIRE	5,000,000	5,000,000	-	-	-	284,031,956	-	-	-
12/10/2007	W/H TAX DIV UTX	(1,993)	-	(1,993)	-	-	284,029,964	-	(1,993)	(1,993)
12/10/2007	W/H TAX DIV CVX	(7,552)	-	(7,552)	-	-	284,022,412	-	(7,552)	(7,552)
12/10/2007	W/H TAX DIV EXC	(1,744)	-	(1,744)	-	-	284,020,668	-	(1,744)	(1,744)
12/11/2007	FIDELITY SPARTAN U S TREASURY MONEY MARKET	(7)	-	(7)	-	-	284,020,661	-	(7)	(7)
12/11/2007	W/H TAX DIV JNJ	(14,284)	-	(14,284)	-	-	284,006,377	-	(14,284)	(14,284)
12/12/2007	W/H TAX DIV MMM	(4,264)	-	(4,264)	-	-	284,002,113	-	(4,264)	(4,264)
12/13/2007	W/H TAX DIV MSFT	(5,480)	-	(5,480)	-	-	283,996,634	-	(5,480)	(5,480)
12/19/2007	CHECK WIRE	(7,000,000)	-	(7,000,000)	-	-	276,996,634	-	(7,000,000)	(7,000,000)

BLMIS ACCOUNT NO. 1FR096 - GROUPEMENT FINANCIER LTD 5-11 LAVINGTON STREET

Column 1	Column 2	Column 3	Column 4	Column 5	Column 6	Column 7	Column 8	Column 9	Column 10	Column 11
Date	Transaction Description	Transaction Amount Reported in Customer Statement	Cash Deposits	Cash Withdrawals	Transfers of Principal In	Transfers of Principal Out	Balance of Principal	Preference Period Initial Transfers	Two Year Initial Transfers	Six Year Initial Transfers
12/20/2007	FIDELITY SPARTAN U S TREASURY MONEY MARKET	(0)	-	(0)	-	-	276,996,634	-	(0)	(0)
12/31/2007	FIDELITY SPARTAN U S TREASURY MONEY MARKET	(3)	-	(3)	-	-	276,996,631	-	(3)	(3)
1/2/2008	W/H TAX DIV HPQ	(873)	-	(873)	-	-	276,995,758	-	(873)	(873)
1/2/2008	W/H TAX DIV WMT	(2,229)	-	(2,229)	-	-	276,993,529	-	(2,229)	(2,229)
1/3/2008	W/H TAX DIV UPS	(2,615)	-	(2,615)	-	-	276,990,913	-	(2,615)	(2,615)
1/8/2008	CHECK WIRE	10,800,000	10,800,000	-	-	-	287,790,913	-	-	-
1/17/2008	CHECK WIRE	12,000,000	12,000,000	-	-	-	299,790,913	-	-	-
1/22/2008	CHECK WIRE	10,000,000	10,000,000	-	-	-	309,790,913	-	-	-
1/28/2008	FIDELITY SPARTAN U S TREASURY MONEY MARKET	(25)	-	(25)	-	-	309,790,888	-	(25)	(25)
2/5/2008	CHECK WIRE	11,000,000	11,000,000	-	-	-	320,790,888	-	-	-
2/13/2008	CHECK WIRE	9,000,000	9,000,000	-	-	-	329,790,888	-	-	-
2/20/2008	FIDELITY SPARTAN U S TREASURY MONEY MARKET	(20)	-	(20)	-	-	329,790,868	-	(20)	(20)
2/21/2008	CHECK WIRE	15,000,000	15,000,000	-	-	-	344,790,868	-	-	-
2/22/2008	W/H TAX DIV C	(13,898)	-	(13,898)	-	-	344,776,969	-	(13,898)	(13,898)
2/28/2008	CHECK WIRE	15,000,000	15,000,000	-	-	-	359,776,969	-	-	-
2/28/2008	W/H TAX DIV GS	(1,126)	-	(1,126)	-	-	359,775,843	-	(1,126)	(1,126)
3/3/2008	W/H TAX DIV INTC	(6,461)	-	(6,461)	-	-	359,769,383	-	(6,461)	(6,461)
3/3/2008	W/H TAX DIV WFC	(9,225)	-	(9,225)	-	-	359,760,158	-	(9,225)	(9,225)
3/3/2008	W/H TAX DIV COP	(6,426)	-	(6,426)	-	-	359,753,731	-	(6,426)	(6,426)
3/4/2008	W/H TAX DIV UPS	(3,981)	-	(3,981)	-	-	359,749,750	-	(3,981)	(3,981)
3/4/2008	W/H TAX DIV PFE	(18,531)	-	(18,531)	-	-	359,731,219	-	(18,531)	(18,531)
3/5/2008	W/H TAX DIV MER	(2,534)	-	(2,534)	-	-	359,728,685	-	(2,534)	(2,534)
3/7/2008	CHECK WIRE	30,000,000	30,000,000	-	-	-	389,728,685	-	-	-
3/7/2008	W/H TAX DIV BA	(2,574)	-	(2,574)	-	-	389,726,112	-	(2,574)	(2,574)
3/10/2008	W/H TAX DIV CVX	(10,729)	-	(10,729)	-	-	389,715,382	-	(10,729)	(10,729)
3/10/2008	W/H TAX DIV EXC	(2,815)	-	(2,815)	-	-	389,712,567	-	(2,815)	(2,815)
3/10/2008	W/H TAX DIV XOM	(16,890)	-	(16,890)	-	-	389,695,677	-	(16,890)	(16,890)
3/10/2008	W/H TAX DIV IBM	(4,826)	-	(4,826)	-	-	389,690,851	-	(4,826)	(4,826)
3/10/2008	W/H TAX DIV UTX	(2,831)	-	(2,831)	-	-	389,688,020	-	(2,831)	(2,831)
3/11/2008	W/H TAX DIV INJ	(10,347)	-	(10,347)	-	-	389,677,673	-	(10,347)	(10,347)
3/12/2008	W/H TAX DIV MMM	(3,217)	-	(3,217)	-	-	389,674,455	-	(3,217)	(3,217)
3/13/2008	W/H TAX DIV MSFT	(7,697)	-	(7,697)	-	-	389,666,758	-	(7,697)	(7,697)
3/17/2008	W/H TAX DIV TWX	(1,960)	-	(1,960)	-	-	389,664,798	-	(1,960)	(1,960)
3/17/2008	W/H TAX DIV WB	(11,325)	-	(11,325)	-	-	389,653,473	-	(11,325)	(11,325)
3/17/2008	W/H TAX DIV MCD	(3,921)	-	(3,921)	-	-	389,649,552	-	(3,921)	(3,921)
3/17/2008	FIDELITY SPARTAN U S TREASURY MONEY MARKET	(23)	-	(23)	-	-	389,649,529	-	(23)	(23)
3/19/2008	FIDELITY SPARTAN U S TREASURY MONEY MARKET	(0)	-	(0)	-	-	389,649,529	-	(0)	(0)
3/24/2008	W/H TAX DIV AIG	(4,504)	-	(4,504)	-	-	389,645,025	-	(4,504)	(4,504)
3/27/2008	W/H TAX DIV HD	(3,257)	-	(3,257)	-	-	389,641,768	-	(3,257)	(3,257)
3/28/2008	W/H TAX DIV BAC	(24,708)	-	(24,708)	-	-	389,617,059	-	(24,708)	(24,708)
3/31/2008	W/H TAX DIV PEP	(5,127)	-	(5,127)	-	-	389,611,932	-	(5,127)	(5,127)
4/1/2008	W/H TAX DIV MRK	(7,335)	-	(7,335)	-	-	389,604,597	-	(7,335)	(7,335)
4/1/2008	W/H TAX DIV KO	(6,724)	-	(6,724)	-	-	389,597,873	-	(6,724)	(6,724)
4/2/2008	W/H TAX DIV HPQ	(1,802)	-	(1,802)	-	-	389,596,071	-	(1,802)	(1,802)
4/4/2008	W/H TAX DIV KFT	(3,692)	-	(3,692)	-	-	389,592,379	-	(3,692)	(3,692)
4/4/2008	FIDELITY SPARTAN U S TREASURY MONEY MARKET	(5)	-	(5)	-	-	389,592,375	-	(5)	(5)
4/7/2008	W/H TAX DIV WMT	(4,776)	-	(4,776)	-	-	389,587,599	-	(4,776)	(4,776)
4/23/2008	FIDELITY SPARTAN U S TREASURY MONEY MARKET	(5)	-	(5)	-	-	389,587,594	-	(5)	(5)
4/25/2008	W/H TAX DIV MDT	(1,306)	-	(1,306)	-	-	389,586,288	-	(1,306)	(1,306)
4/25/2008	W/H TAX DIV GE	(27,177)	-	(27,177)	-	-	389,559,110	-	(27,177)	(27,177)
4/30/2008	W/H TAX DIV JPM	(11,914)	-	(11,914)	-	-	389,547,197	-	(11,914)	(11,914)
4/30/2008	W/H TAX DIV MS	(2,587)	-	(2,587)	-	-	389,544,610	-	(2,587)	(2,587)
5/1/2008	W/H TAX DIV T	(22,643)	-	(22,643)	-	-	389,521,967	-	(22,643)	(22,643)
5/1/2008	W/H TAX DIV VZ	(11,609)	-	(11,609)	-	-	389,510,358	-	(11,609)	(11,609)
5/2/2008	W/H TAX DIV BK	(2,508)	-	(2,508)	-	-	389,507,849	-	(2,508)	(2,508)
5/2/2008	W/H TAX DIV CVS	(836)	-	(836)	-	-	389,507,013	-	(836)	(836)
5/9/2008	W/H TAX DIV AXP	(1,881)	-	(1,881)	-	-	389,505,132	-	(1,881)	(1,881)
5/15/2008	W/H TAX DIV ABT	(5,330)	-	(5,330)	-	-	389,499,802	-	(5,330)	(5,330)
5/15/2008	W/H TAX DIV PG	(11,844)	-	(11,844)	-	-	389,487,958	-	(11,844)	(11,844)
5/20/2008	W/H TAX DIV CAT	(2,195)	-	(2,195)	-	-	389,485,763	-	(2,195)	(2,195)
5/23/2008	W/H TAX DIV C	(15,049)	-	(15,049)	-	-	389,470,714	-	(15,049)	(15,049)
5/28/2008	FIDELITY SPARTAN U S TREASURY MONEY MARKET	(26)	-	(26)	-	-	389,470,689	-	(26)	(26)
5/29/2008	W/H TAX DIV GS	(1,219)	-	(1,219)	-	-	389,469,469	-	(1,219)	(1,219)
6/2/2008	W/H TAX DIV WFC	(17,551)	-	(17,551)	-	-	389,451,918	-	(17,551)	(17,551)
6/2/2008	W/H TAX DIV WMT	(9,861)	-	(9,861)	-	-	389,442,057	-	(9,861)	(9,861)

BLMIS ACCOUNT NO. 1FR096 - GROUPEMENT FINANCIER LTD 5-11 LAVINGTON STREET

Column 1	Column 2	Column 3	Column 4	Column 5	Column 6	Column 7	Column 8	Column 9	Column 10	Column 11
Date	Transaction Description	Transaction Amount Reported in Customer Statement	Cash Deposits	Cash Withdrawals	Transfers of Principal In	Transfers of Principal Out	Balance of Principal	Preference Period Initial Transfers	Two Year Initial Transfers	Six Year Initial Transfers
6/2/2008	W/H TAX DIV COP	(4,338)	-	(4,338)	-	-	389,437,719	-	(4,338)	(4,338)
6/2/2008	W/H TAX DIV INTC	(7,681)	-	(7,681)	-	-	389,430,038	-	(7,681)	(7,681)
6/3/2008	W/H TAX DIV PFE	(37,815)	-	(37,815)	-	-	389,392,223	-	(37,815)	(37,815)
6/3/2008	W/H TAX DIV UPS	(7,905)	-	(7,905)	-	-	389,384,318	-	(7,905)	(7,905)
6/6/2008	W/H TAX DIV BA	(5,110)	-	(5,110)	-	-	389,379,208	-	(5,110)	(5,110)
6/10/2008	W/H TAX DIV CVX	(23,874)	-	(23,874)	-	-	389,355,335	-	(23,874)	(23,874)
6/10/2008	W/H TAX DIV UTX	(5,621)	-	(5,621)	-	-	389,349,713	-	(5,621)	(5,621)
6/10/2008	W/H TAX DIV IBM	(11,977)	-	(11,977)	-	-	389,337,737	-	(11,977)	(11,977)
6/10/2008	W/H TAX DIV JNJ	(7,742)	-	(7,742)	-	-	389,329,994	-	(7,742)	(7,742)
6/10/2008	W/H TAX DIV EXC	(5,589)	-	(5,589)	-	-	389,324,405	-	(5,589)	(5,589)
6/10/2008	W/H TAX DIV XOM	(37,396)	-	(37,396)	-	-	389,287,009	-	(37,396)	(37,396)
6/12/2008	W/H TAX DIV MSFT	(15,282)	-	(15,282)	-	-	389,271,726	-	(15,282)	(15,282)
6/12/2008	W/H TAX DIV MMM	(6,388)	-	(6,388)	-	-	389,265,339	-	(6,388)	(6,388)
7/21/2008	FIDELITY SPARTAN U S TREASURY MONEY MARKET	(18)	-	(18)	-	-	389,265,321	-	(18)	(18)
7/23/2008	FIDELITY SPARTAN U S TREASURY MONEY MARKET	(1)	-	(1)	-	-	389,265,320	-	(1)	(1)
8/1/2008	W/H TAX DIV CVS	(1,213)	-	(1,213)	-	-	389,264,108	-	(1,213)	(1,213)
8/8/2008	FIDELITY SPARTAN U S TREASURY MONEY MARKET	(3)	-	(3)	-	-	389,264,104	-	(3)	(3)
8/13/2008	FIDELITY SPARTAN U S TREASURY MONEY MARKET	(0)	-	(0)	-	-	389,264,104	-	(0)	(0)
8/20/2008	W/H TAX DIV CAT	(3,229)	-	(3,229)	-	-	389,260,875	-	(3,229)	(3,229)
8/22/2008	W/H TAX DIV C	(20,736)	-	(20,736)	-	-	389,240,139	-	(20,736)	(20,736)
8/27/2008	CHECK WIRE	7,000,000	7,000,000	-	-	-	396,240,139	-	-	-
8/28/2008	W/H TAX DIV GS	(1,538)	-	(1,538)	-	-	396,238,601	-	(1,538)	(1,538)
9/24/2008	CHECK WIRE	(155,000,000)	-	(155,000,000)	-	-	241,238,601	(155,000,000)	(155,000,000)	(155,000,000)
10/2/2008	W/H TAX DIV MMM	(6,419)	-	(6,419)	-	-	241,232,183	(6,419)	(6,419)	(6,419)
10/2/2008	W/H TAX DIV UTX	(5,649)	-	(5,649)	-	-	241,226,534	(5,649)	(5,649)	(5,649)
10/2/2008	W/H TAX DIV MSFT	(15,478)	-	(15,478)	-	-	241,211,056	(15,478)	(15,478)	(15,478)
10/2/2008	W/H TAX DIV IBM	(8,237)	-	(8,237)	-	-	241,202,819	(8,237)	(8,237)	(8,237)
10/2/2008	W/H TAX DIV XOM	(37,026)	-	(37,026)	-	-	241,165,793	(37,026)	(37,026)	(37,026)
10/2/2008	W/H TAX DIV HD	(2,165)	-	(2,165)	-	-	241,163,628	(2,165)	(2,165)	(2,165)
10/2/2008	W/H TAX DIV PFE	(26,008)	-	(26,008)	-	-	241,137,620	(26,008)	(26,008)	(26,008)
10/2/2008	W/H TAX DIV INTC	(9,533)	-	(9,533)	-	-	241,128,087	(9,533)	(9,533)	(9,533)
10/2/2008	W/H TAX DIV WMT	(9,528)	-	(9,528)	-	-	241,118,559	(9,528)	(9,528)	(9,528)
10/2/2008	W/H TAX DIV WFC	(11,576)	-	(11,576)	-	-	241,106,983	(11,576)	(11,576)	(11,576)
10/2/2008	W/H TAX DIV PEP	(11,594)	-	(11,594)	-	-	241,095,389	(11,594)	(11,594)	(11,594)
10/2/2008	W/H TAX DIV BUD	(3,251)	-	(3,251)	-	-	241,092,138	(3,251)	(3,251)	(3,251)
10/2/2008	FIDELITY SPARTAN U S TREASURY MONEY MARKET	(11)	-	(11)	-	-	241,092,127	(11)	(11)	(11)
10/2/2008	W/H TAX DIV QCOM	(1,458)	-	(1,458)	-	-	241,090,668	(1,458)	(1,458)	(1,458)
10/2/2008	W/H TAX DIV CVX	(23,661)	-	(23,661)	-	-	241,067,007	(23,661)	(23,661)	(23,661)
10/2/2008	FIDELITY SPARTAN U S TREASURY MONEY MARKET	(2)	-	(2)	-	-	241,067,005	(2)	(2)	(2)
10/2/2008	W/H TAX DIV UPS	(7,943)	-	(7,943)	-	-	241,059,062	(7,943)	(7,943)	(7,943)
10/2/2008	W/H TAX DIV TWX	(3,975)	-	(3,975)	-	-	241,055,087	(3,975)	(3,975)	(3,975)
10/2/2008	W/H TAX DIV MCD	(7,411)	-	(7,411)	-	-	241,047,676	(7,411)	(7,411)	(7,411)
10/2/2008	W/H TAX DIV COP	(8,775)	-	(8,775)	-	-	241,038,901	(8,775)	(8,775)	(8,775)
10/2/2008	W/H TAX DIV BA	(3,515)	-	(3,515)	-	-	241,035,386	(3,515)	(3,515)	(3,515)
10/2/2008	W/H TAX DIV BAC	(49,945)	-	(49,945)	-	-	240,985,441	(49,945)	(49,945)	(49,945)
10/2/2008	FIDELITY SPARTAN U S TREASURY MONEY MARKET	(0)	-	(0)	-	-	240,985,441	(0)	(0)	(0)
10/2/2008	W/H TAX DIV EXC	(5,616)	-	(5,616)	-	-	240,979,825	(5,616)	(5,616)	(5,616)
10/2/2008	W/H TAX DIV AIG	(10,349)	-	(10,349)	-	-	240,969,475	(10,349)	(10,349)	(10,349)
10/2/2008	W/H TAX DIV JNJ	(22,650)	-	(22,650)	-	-	240,946,825	(22,650)	(22,650)	(22,650)
10/2/2008	FIDELITY SPARTAN U S TREASURY MONEY MARKET	(13)	-	(13)	-	-	240,946,812	(13)	(13)	(13)
10/6/2008	CHECK WIRE	(10,000,000)	-	(10,000,000)	-	-	230,946,812	(10,000,000)	(10,000,000)	(10,000,000)
10/27/2008	CHECK WIRE	(30,000,000)	-	(30,000,000)	-	-	200,946,812	(30,000,000)	(30,000,000)	(30,000,000)
11/4/2008	FIDELITY SPARTAN U S TREASURY MONEY MARKET	(0)	-	(0)	-	-	200,946,812	(0)	(0)	(0)
11/4/2008	W/H TAX DIV MO	(2,587)	-	(2,587)	-	-	200,944,225	(2,587)	(2,587)	(2,587)
11/4/2008	W/H TAX DIV BAX	(2,443)	-	(2,443)	-	-	200,941,782	(2,443)	(2,443)	(2,443)
11/4/2008	W/H TAX DIV PM	(6,378)	-	(6,378)	-	-	200,935,404	(6,378)	(6,378)	(6,378)
11/4/2008	W/H TAX DIV KO	(4,293)	-	(4,293)	-	-	200,931,112	(4,293)	(4,293)	(4,293)
11/4/2008	FIDELITY SPARTAN U S TREASURY MONEY MARKET	(1)	-	(1)	-	-	200,931,110	(1)	(1)	(1)
11/4/2008	W/H TAX DIV HPQ	(3,426)	-	(3,426)	-	-	200,927,684	(3,426)	(3,426)	(3,426)
11/4/2008	W/H TAX DIV MRK	(14,025)	-	(14,025)	-	-	200,913,659	(14,025)	(14,025)	(14,025)
11/4/2008	FIDELITY SPARTAN U S TREASURY MONEY MARKET	(1)	-	(1)	-	-	200,913,658	(1)	(1)	(1)
11/14/2008	CHECK WIRE	(65,000,000)	-	(65,000,000)	-	-	135,913,658	(65,000,000)	(65,000,000)	(65,000,000)
12/3/2008	FIDELITY SPARTAN U S TREASURY MONEY MARKET	(0)	-	(0)	-	-	135,913,658	(0)	(0)	(0)
12/3/2008	FIDELITY SPARTAN U S TREASURY MONEY MARKET	(0)	-	(0)	-	-	135,913,657	(0)	(0)	(0)
12/3/2008	FIDELITY SPARTAN U S TREASURY MONEY MARKET	(1)	-	(1)	-	-	135,913,657	(1)	(1)	(1)

BLMIS ACCOUNT NO. 1FR096 - GROUPEMENT FINANCIER LTD 5-11 LAVINGTON STREET

Column 1	Column 2	Column 3	Column 4	Column 5	Column 6	Column 7	Column 8	Column 9	Column 10	Column 11
<u>Date</u>	<u>Transaction Description</u>	<u>Transaction Amount Reported in Customer Statement</u>	<u>Cash Deposits</u>	<u>Cash Withdrawals</u>	<u>Transfers of Principal In</u>	<u>Transfers of Principal Out</u>	<u>Balance of Principal</u>	<u>Preference Period Initial Transfers</u>	<u>Two Year Initial Transfers</u>	<u>Six Year Initial Transfers</u>
12/3/2008	FIDELITY SPARTAN U S TREASURY MONEY MARKET	(0)	-	(0)	-	-	135,913,656	(0)	(0)	(0)
12/3/2008	FIDELITY SPARTAN U S TREASURY MONEY MARKET	(1)	-	(1)	-	-	135,913,656	(1)	(1)	(1)
12/3/2008	FIDELITY SPARTAN U S TREASURY MONEY MARKET	(1)	-	(1)	-	-	135,913,654	(1)	(1)	(1)
Total:			\$ 491,995,607	\$ (356,081,953)	\$ -	\$ -	\$ 135,913,654	\$ (260,324,947)	\$ (276,971,158)	\$ (356,081,953)

SUBSEQUENT TRANSFERS FROM GROUPEMENT TO BD LUX

Column 1	Column 2
<u>Date</u>	<u>Amount</u>
3/31/2008	(639,781)
Total:	\$ (639,781)

SUBSEQUENT TRANSFERS FROM GROUPEMENT TO STABLEROCK

Column 1	Column 2
<u>Date</u>	<u>Amount</u>
6/8/2004	(2,000,000)
6/30/2005	(600,000)
1/31/2008	(1,600,000)
Total:	\$ (4,200,000)

SUBSEQUENT TRANSFERS FROM GROUPEMENT TO GROUPEMENT LEVERED TO STABLEROCK

Column 1	Column 2
<u>Date</u>	<u>Amount</u>
8/31/2004	(700,000)
9/30/2004	(2,000,000)
7/31/2005	(1,000,000)
12/31/2005	(1,750,000)
3/31/2006	(1,000,000)
3/15/2007	(700,000)
12/1/2007	(105,000)
1/15/2008	(200,000)
1/30/2008	(200,000)
1/31/2008	(200,000)
2/29/2008	(100,000)
3/15/2008	(993,000)
9/3/2008	(205,360)
Total:	\$ (9,153,360)

Exhibit T

BLMIS Account Name	BLMIS Account Number
KINGATE EURO FUND LTD	1FN086

BLMIS ACCOUNT NO. 1FN086 - KINGATE EURO FUND LTD

Column 1	Column 2	Column 3	Column 4	Column 5	Column 6	Column 7	Column 8	Column 9	Column 10	Column 11
Date	Transaction Description	Transaction Amount Reported in Customer Statement	Cash Deposits	Cash Withdrawals	Transfers of Principal In	Transfers of Principal Out	Balance of Principal	Preference Period Initial Transfers	Two Year Initial Transfers	Six Year Initial Transfers
1/4/1996	CHECK WIRE	1,370,000	1,370,000	-	-	-	1,370,000	-	-	-
2/5/1996	CHECK WIRE	185,000	185,000	-	-	-	1,555,000	-	-	-
2/20/1996	W/H TAX DIV CCI	(54)	-	(54)	-	-	1,554,946	-	-	-
2/20/1996	FIDELITY CASH RESERVES SBI W/H TAX DIV FCRXX	(24)	-	(24)	-	-	1,554,922	-	-	-
3/1/1996	W/H TAX DIV COL	(4)	-	(4)	-	-	1,554,918	-	-	-
3/1/1996	W/H TAX DIV BA	(24)	-	(24)	-	-	1,554,894	-	-	-
3/1/1996	W/H TAX DIV INTC	(9)	-	(9)	-	-	1,554,885	-	-	-
3/1/1996	W/H TAX DIV F	(103)	-	(103)	-	-	1,554,782	-	-	-
3/11/1996	W/H TAX DIV AN	(87)	-	(87)	-	-	1,554,695	-	-	-
3/11/1996	W/H TAX DIV IBM	(40)	-	(40)	-	-	1,554,656	-	-	-
3/11/1996	W/H TAX DIV GM	(81)	-	(81)	-	-	1,554,575	-	-	-
3/11/1996	W/H TAX DIV XON	(255)	-	(255)	-	-	1,554,319	-	-	-
3/11/1996	W/H TAX DIV MOB	(102)	-	(102)	-	-	1,554,217	-	-	-
3/12/1996	W/H TAX DIV BAC	(56)	-	(56)	-	-	1,554,161	-	-	-
3/12/1996	W/H TAX DIV NJ	(62)	-	(62)	-	-	1,554,099	-	-	-
3/14/1996	W/H TAX DIV DD	(79)	-	(79)	-	-	1,554,020	-	-	-
3/15/1996	W/H TAX DIV ARC	(57)	-	(57)	-	-	1,553,963	-	-	-
3/21/1996	FIDELITY CASH RESERVES SBI W/H TAX DIV FCRXX	(8)	-	(8)	-	-	1,553,955	-	-	-
3/22/1996	W/H TAX DIV AIG	(11)	-	(11)	-	-	1,553,944	-	-	-
3/29/1996	W/H TAX DIV PEP	(45)	-	(45)	-	-	1,553,899	-	-	-
4/1/1996	W/H TAX DIV MRK	(120)	-	(120)	-	-	1,553,779	-	-	-
4/1/1996	W/H TAX DIV KO	(90)	-	(90)	-	-	1,553,689	-	-	-
4/2/1996	W/H TAX DIV C	(68)	-	(68)	-	-	1,553,621	-	-	-
4/3/1996	CHECK WIRE	110,000	110,000	-	-	-	1,663,621	-	-	-
4/8/1996	W/H TAX DIV WMT	(35)	-	(35)	-	-	1,663,587	-	-	-
4/10/1996	W/H TAX DIV HWP	(30)	-	(30)	-	-	1,663,557	-	-	-
4/17/1996	FIDELITY CASH RESERVES SBI W/H TAX DIV FCRXX	(8)	-	(8)	-	-	1,663,548	-	-	-
4/30/1996	W/H TAX DIV DOW	(59)	-	(59)	-	-	1,663,490	-	-	-
5/1/1996	W/H TAX DIV AIT	(87)	-	(87)	-	-	1,663,403	-	-	-
5/1/1996	W/H TAX DIV NYN	(74)	-	(74)	-	-	1,663,330	-	-	-
5/1/1996	W/H TAX DIV BEL	(95)	-	(95)	-	-	1,663,234	-	-	-
5/1/1996	W/H TAX DIV T	(157)	-	(157)	-	-	1,663,077	-	-	-
5/1/1996	W/H TAX DIV BMY	(117)	-	(117)	-	-	1,662,960	-	-	-
5/2/1996	W/H TAX DIV PNU	(42)	-	(42)	-	-	1,662,918	-	-	-
5/10/1996	W/H TAX DIV AXP	(33)	-	(33)	-	-	1,662,885	-	-	-
5/14/1996	FIDELITY CASH RESERVES SBI W/H TAX DIV FCRXX	(17)	-	(17)	-	-	1,662,868	-	-	-
5/17/1996	W/H TAX DIV DIS	(17)	-	(17)	-	-	1,662,851	-	-	-
5/17/1996	W/H TAX DIV CCI	(71)	-	(71)	-	-	1,662,779	-	-	-
5/21/1996	W/H TAX DIV AIG	(13)	-	(13)	-	-	1,662,767	-	-	-
6/3/1996	AMERICAN INTL GROUP INC CXL W/H TAX 5/07/96 AIG	13	-	13	-	-	1,662,779	-	-	-
6/3/1996	W/H TAX DIV F	(121)	-	(121)	-	-	1,662,659	-	-	-
6/3/1996	W/H TAX DIV COL	(4)	-	(4)	-	-	1,662,654	-	-	-
6/3/1996	W/H TAX DIV INTC	(11)	-	(11)	-	-	1,662,644	-	-	-
6/5/1996	CHECK WIRE	1,630,000	1,630,000	-	-	-	3,292,644	-	-	-
6/7/1996	W/H TAX DIV BA	(29)	-	(29)	-	-	3,292,614	-	-	-
6/10/1996	W/H TAX DIV AN	(104)	-	(104)	-	-	3,292,511	-	-	-
6/10/1996	W/H TAX DIV IBM	(67)	-	(67)	-	-	3,292,443	-	-	-
6/10/1996	W/H TAX DIV MOB	(126)	-	(126)	-	-	3,292,317	-	-	-
6/11/1996	W/H TAX DIV NJ	(80)	-	(80)	-	-	3,292,237	-	-	-
6/12/1996	W/H TAX DIV BAC	(61)	-	(61)	-	-	3,292,176	-	-	-
6/12/1996	W/H TAX DIV MMM	(57)	-	(57)	-	-	3,292,119	-	-	-
6/14/1996	W/H TAX DIV MCD	(16)	-	(16)	-	-	3,292,103	-	-	-
6/21/1996	W/H TAX DIV AIG	(12)	-	(12)	-	-	3,292,091	-	-	-
6/25/1996	FIDELITY CASH RESERVES SBI W/H TAX DIV FCRXX	(55)	-	(55)	-	-	3,292,036	-	-	-
6/28/1996	W/H TAX DIV PEP	(56)	-	(56)	-	-	3,291,980	-	-	-
7/1/1996	W/H TAX DIV WMT	(37)	-	(37)	-	-	3,291,943	-	-	-
7/1/1996	W/H TAX DIV MRK	(129)	-	(129)	-	-	3,291,814	-	-	-
7/1/1996	W/H TAX DIV KO	(99)	-	(99)	-	-	3,291,715	-	-	-
7/3/1996	CHECK WIRE	795,000	795,000	-	-	-	4,086,715	-	-	-
7/5/1996	W/H TAX DIV SLB	(27)	-	(27)	-	-	4,086,687	-	-	-
7/10/1996	W/H TAX DIV HWP	(39)	-	(39)	-	-	4,086,648	-	-	-
7/15/1996	W/H TAX DIV C	(79)	-	(79)	-	-	4,086,569	-	-	-
7/22/1996	FIDELITY CASH RESERVES SBI W/H TAX DIV FCRXX	(31)	-	(31)	-	-	4,086,538	-	-	-
7/25/1996	W/H TAX DIV GE	(464)	-	(464)	-	-	4,086,074	-	-	-
7/30/1996	W/H TAX DIV DOW	(55)	-	(55)	-	-	4,086,019	-	-	-

BLMIS ACCOUNT NO. 1FN086 - KINGATE EURO FUND LTD

Column 1	Column 2	Column 3	Column 4	Column 5	Column 6	Column 7	Column 8	Column 9	Column 10	Column 11
Date	Transaction Description	Transaction Amount Reported in Customer Statement	Cash Deposits	Cash Withdrawals	Transfers of Principal In	Transfers of Principal Out	Balance of Principal	Preference Period Initial Transfers	Two Year Initial Transfers	Six Year Initial Transfers
8/1/1996	W/H TAX DIV BEL	(189)	-	(189)	-	-	4,085,831	-	-	-
8/1/1996	W/H TAX DIV AIT	(173)	-	(173)	-	-	4,085,658	-	-	-
8/1/1996	W/H TAX DIV PNU	(84)	-	(84)	-	-	4,085,574	-	-	-
8/1/1996	W/H TAX DIV NYN	(155)	-	(155)	-	-	4,085,419	-	-	-
8/1/1996	W/H TAX DIV T	(320)	-	(320)	-	-	4,085,099	-	-	-
8/1/1996	W/H TAX DIV BMY	(227)	-	(227)	-	-	4,084,873	-	-	-
8/1/1996	W/H TAX DIV EK	(42)	-	(42)	-	-	4,084,831	-	-	-
8/6/1996	CHECK WIRE	540,000	540,000	-	-	-	4,624,831	-	-	-
8/9/1996	W/H TAX DIV AXP	(66)	-	(66)	-	-	4,624,765	-	-	-
8/16/1996	W/H TAX DIV DIS	(45)	-	(45)	-	-	4,624,720	-	-	-
8/19/1996	W/H TAX DIV CCI	(178)	-	(178)	-	-	4,624,542	-	-	-
8/19/1996	FIDELITY CASH RESERVES SBI W/H TAX DIV FCRXX	(27)	-	(27)	-	-	4,624,515	-	-	-
9/3/1996	W/H TAX DIV COL	(11)	-	(11)	-	-	4,624,504	-	-	-
9/3/1996	W/H TAX DIV INTC	(34)	-	(34)	-	-	4,624,470	-	-	-
9/3/1996	W/H TAX DIV F	(368)	-	(368)	-	-	4,624,102	-	-	-
9/6/1996	W/H TAX DIV BA	(79)	-	(79)	-	-	4,624,023	-	-	-
9/10/1996	W/H TAX DIV IBM	(159)	-	(159)	-	-	4,623,863	-	-	-
9/10/1996	W/H TAX DIV MOB	(325)	-	(325)	-	-	4,623,539	-	-	-
9/10/1996	W/H TAX DIV JNJ	(210)	-	(210)	-	-	4,623,329	-	-	-
9/10/1996	W/H TAX DIV GM	(250)	-	(250)	-	-	4,623,078	-	-	-
9/10/1996	W/H TAX DIV XON	(806)	-	(806)	-	-	4,622,273	-	-	-
9/10/1996	W/H TAX DIV AN	(262)	-	(262)	-	-	4,622,011	-	-	-
9/12/1996	W/H TAX DIV BAC	(164)	-	(164)	-	-	4,621,847	-	-	-
9/12/1996	FIDELITY CASH RESERVES SBI W/H TAX DIV FCRXX	(2)	-	(2)	-	-	4,621,845	-	-	-
9/12/1996	W/H TAX DIV DD	(267)	-	(267)	-	-	4,621,578	-	-	-
9/13/1996	CHECK WIRE	150,000	150,000	-	-	-	4,771,578	-	-	-
9/13/1996	W/H TAX DIV MCD	(48)	-	(48)	-	-	4,771,530	-	-	-
9/13/1996	W/H TAX DIV ARC	(45)	-	(45)	-	-	4,771,485	-	-	-
9/20/1996	W/H TAX DIV AIG	(43)	-	(43)	-	-	4,771,442	-	-	-
9/27/1996	W/H TAX DIV PEP	(168)	-	(168)	-	-	4,771,274	-	-	-
10/1/1996	W/H TAX DIV EK	(128)	-	(128)	-	-	4,771,146	-	-	-
10/1/1996	W/H TAX DIV KO	(293)	-	(293)	-	-	4,770,852	-	-	-
10/1/1996	W/H TAX DIV MRK	(462)	-	(462)	-	-	4,770,391	-	-	-
10/7/1996	W/H TAX DIV WMT	(112)	-	(112)	-	-	4,770,279	-	-	-
10/8/1996	CHECK WIRE	250,000	250,000	-	-	-	5,020,279	-	-	-
10/15/1996	FIDELITY CASH RESERVES SBI W/H TAX DIV FCRXX	(8)	-	(8)	-	-	5,020,270	-	-	-
11/1/1996	W/H TAX DIV T	(491)	-	(491)	-	-	5,019,779	-	-	-
11/7/1996	CHECK WIRE	1,300,000	1,300,000	-	-	-	6,319,779	-	-	-
11/19/1996	W/H TAX DIV CCI	(205)	-	(205)	-	-	6,319,574	-	-	-
11/19/1996	FIDELITY CASH RESERVES SBI W/H TAX DIV FCRXX	(27)	-	(27)	-	-	6,319,546	-	-	-
12/2/1996	W/H TAX DIV INTC	(43)	-	(43)	-	-	6,319,503	-	-	-
12/2/1996	W/H TAX DIV F	(444)	-	(444)	-	-	6,319,060	-	-	-
12/5/1996	CHECK WIRE	630,000	630,000	-	-	-	6,949,060	-	-	-
12/6/1996	W/H TAX DIV BA	(115)	-	(115)	-	-	6,948,944	-	-	-
12/10/1996	W/H TAX DIV MOB	(384)	-	(384)	-	-	6,948,560	-	-	-
12/10/1996	W/H TAX DIV AN	(312)	-	(312)	-	-	6,948,248	-	-	-
12/10/1996	W/H TAX DIV JNJ	(297)	-	(297)	-	-	6,947,951	-	-	-
12/10/1996	W/H TAX DIV GM	(360)	-	(360)	-	-	6,947,591	-	-	-
12/10/1996	W/H TAX DIV IBM	(176)	-	(176)	-	-	6,947,415	-	-	-
12/10/1996	W/H TAX DIV XON	(1,161)	-	(1,161)	-	-	6,946,253	-	-	-
12/12/1996	W/H TAX DIV BAC	(235)	-	(235)	-	-	6,946,018	-	-	-
12/12/1996	W/H TAX DIV MMM	(245)	-	(245)	-	-	6,945,773	-	-	-
12/12/1996	W/H TAX DIV MTC	(108)	-	(108)	-	-	6,945,666	-	-	-
12/13/1996	W/H TAX DIV MCD	(63)	-	(63)	-	-	6,945,602	-	-	-
12/16/1996	W/H TAX DIV KO	(362)	-	(362)	-	-	6,945,241	-	-	-
12/16/1996	W/H TAX DIV DD	(385)	-	(385)	-	-	6,944,855	-	-	-
12/18/1996	FIDELITY CASH RESERVES SBI W/H TAX DIV FCRXX	(31)	-	(31)	-	-	6,944,824	-	-	-
12/20/1996	W/H TAX DIV AIG	(56)	-	(56)	-	-	6,944,769	-	-	-
1/2/1997	W/H TAX DIV MRK	(578)	-	(578)	-	-	6,944,190	-	-	-
1/2/1997	W/H TAX DIV EK	(165)	-	(165)	-	-	6,944,026	-	-	-
1/2/1997	W/H TAX DIV PEP	(212)	-	(212)	-	-	6,943,813	-	-	-
1/9/1997	CHECK WIRE	11,000,000	11,000,000	-	-	-	17,943,813	-	-	-
1/9/1997	CANCEL WIRE	(11,000,000)	(11,000,000)	-	-	-	6,943,813	-	-	-
1/10/1997	FIDELITY SPARTAN U S TREASURY MONEY MARKET	(1)	-	(1)	-	-	6,943,812	-	-	-
1/14/1997	CHECK WIRE A/O 1/9/97	380,000	380,000	-	-	-	7,323,812	-	-	-

BLMIS ACCOUNT NO. 1FN086 - KINGATE EURO FUND LTD

Column 1	Column 2	Column 3	Column 4	Column 5	Column 6	Column 7	Column 8	Column 9	Column 10	Column 11
Date	Transaction Description	Transaction Amount Reported in Customer Statement	Cash Deposits	Cash Withdrawals	Transfers of Principal In	Transfers of Principal Out	Balance of Principal	Preference Period Initial Transfers	Two Year Initial Transfers	Six Year Initial Transfers
1/15/1997	W/H TAX DIV C	(358)	-	(358)	-	-	7,323,454	-	-	-
1/17/1997	W/H TAX DIV WMT	(142)	-	(142)	-	-	7,323,312	-	-	-
2/6/1997	CHECK WIRE	1,200,000	1,200,000	-	-	-	8,523,312	-	-	-
2/18/1997	FIDELITY SPARTAN U S TREASURY MONEY MARKET	(43)	-	(43)	-	-	8,523,269	-	-	-
2/20/1997	W/H TAX DIV CCI	(323)	-	(323)	-	-	8,522,946	-	-	-
3/3/1997	W/H TAX DIV F	(586)	-	(586)	-	-	8,522,360	-	-	-
3/3/1997	W/H TAX DIV INTC	(52)	-	(52)	-	-	8,522,308	-	-	-
3/3/1997	W/H TAX DIV COL	(17)	-	(17)	-	-	8,522,291	-	-	-
3/7/1997	W/H TAX DIV BA	(127)	-	(127)	-	-	8,522,164	-	-	-
3/10/1997	W/H TAX DIV AN	(454)	-	(454)	-	-	8,521,711	-	-	-
3/10/1997	W/H TAX DIV MOB	(550)	-	(550)	-	-	8,521,161	-	-	-
3/10/1997	W/H TAX DIV GM	(471)	-	(471)	-	-	8,520,690	-	-	-
3/10/1997	W/H TAX DIV XON	(1,255)	-	(1,255)	-	-	8,519,435	-	-	-
3/10/1997	W/H TAX DIV IBM	(228)	-	(228)	-	-	8,519,207	-	-	-
3/11/1997	FIDELITY SPARTAN U S TREASURY MONEY MARKET	(4)	-	(4)	-	-	8,519,203	-	-	-
3/11/1997	W/H TAX DIV JNJ	(369)	-	(369)	-	-	8,518,834	-	-	-
3/12/1997	W/H TAX DIV BAC	(319)	-	(319)	-	-	8,518,515	-	-	-
3/12/1997	W/H TAX DIV MMM	(316)	-	(316)	-	-	8,518,199	-	-	-
3/14/1997	W/H TAX DIV DD	(407)	-	(407)	-	-	8,517,792	-	-	-
3/17/1997	TRANS FROM 1FN06130 (1FN061)	3,200,000	-	-	3,200,000	-	11,717,792	-	-	-
3/31/1997	W/H TAX DIV PEP	(227)	-	(227)	-	-	11,717,565	-	-	-
4/1/1997	W/H TAX DIV KO	(440)	-	(440)	-	-	11,717,125	-	-	-
4/4/1997	W/H TAX DIV SLB	(140)	-	(140)	-	-	11,716,985	-	-	-
4/8/1997	CHECK WIRE	1,300,000	1,300,000	-	-	-	13,016,985	-	-	-
4/9/1997	W/H TAX DIV WMT	(197)	-	(197)	-	-	13,016,788	-	-	-
4/15/1997	W/H TAX DIV C	(376)	-	(376)	-	-	13,016,413	-	-	-
4/16/1997	W/H TAX DIV HWP	(216)	-	(216)	-	-	13,016,197	-	-	-
4/24/1997	FIDELITY SPARTAN U S TREASURY MONEY MARKET	(33)	-	(33)	-	-	13,016,163	-	-	-
5/1/1997	W/H TAX DIV T	(946)	-	(946)	-	-	13,015,217	-	-	-
5/1/1997	W/H TAX DIV AIT	(559)	-	(559)	-	-	13,014,658	-	-	-
5/1/1997	W/H TAX DIV BMY	(689)	-	(689)	-	-	13,013,969	-	-	-
5/1/1997	W/H TAX DIV BEL	(566)	-	(566)	-	-	13,013,403	-	-	-
5/9/1997	W/H TAX DIV AXP	(192)	-	(192)	-	-	13,013,210	-	-	-
5/12/1997	FIDELITY SPARTAN U S TREASURY MONEY MARKET	(35)	-	(35)	-	-	13,013,176	-	-	-
5/16/1997	W/H TAX DIV DIS	(161)	-	(161)	-	-	13,013,015	-	-	-
5/19/1997	W/H TAX DIV CCI	(539)	-	(539)	-	-	13,012,476	-	-	-
6/2/1997	W/H TAX DIV F	(1,125)	-	(1,125)	-	-	13,011,351	-	-	-
6/2/1997	W/H TAX DIV COL	(31)	-	(31)	-	-	13,011,320	-	-	-
6/2/1997	W/H TAX DIV INTC	(94)	-	(94)	-	-	13,011,226	-	-	-
6/4/1997	CHECK WIRE	2,000,000	2,000,000	-	-	-	15,011,226	-	-	-
6/10/1997	W/H TAX DIV IBM	(502)	-	(502)	-	-	15,010,724	-	-	-
6/10/1997	W/H TAX DIV MOB	(906)	-	(906)	-	-	15,009,818	-	-	-
6/10/1997	W/H TAX DIV AN	(758)	-	(758)	-	-	15,009,060	-	-	-
6/11/1997	FIDELITY SPARTAN U S TREASURY MONEY MARKET	(8)	-	(8)	-	-	15,009,052	-	-	-
7/3/1997	CHECK WIRE	2,300,000	2,300,000	-	-	-	17,309,052	-	-	-
7/9/1997	W/H TAX DIV HWP	(334)	-	(334)	-	-	17,308,718	-	-	-
7/14/1997	W/H TAX DIV WMT	(363)	-	(363)	-	-	17,308,355	-	-	-
7/18/1997	FIDELITY SPARTAN U S TREASURY MONEY MARKET	(10)	-	(10)	-	-	17,308,345	-	-	-
7/25/1997	W/H TAX DIV GE	(1,987)	-	(1,987)	-	-	17,306,358	-	-	-
8/1/1997	W/H TAX DIV BMY	(885)	-	(885)	-	-	17,305,473	-	-	-
8/1/1997	W/H TAX DIV T	(1,241)	-	(1,241)	-	-	17,304,232	-	-	-
8/1/1997	W/H TAX DIV AIT	(708)	-	(708)	-	-	17,303,524	-	-	-
8/1/1997	W/H TAX DIV BEL	(751)	-	(751)	-	-	17,302,773	-	-	-
8/8/1997	W/H TAX DIV AXP	(242)	-	(242)	-	-	17,302,531	-	-	-
8/11/1997	CHECK WIRE	3,000,000	3,000,000	-	-	-	20,302,531	-	-	-
8/20/1997	FIDELITY SPARTAN U S TREASURY MONEY MARKET	(10)	-	(10)	-	-	20,302,521	-	-	-
8/22/1997	W/H TAX DIV DIS	(206)	-	(206)	-	-	20,302,315	-	-	-
9/12/1997	W/H TAX DIV MMM	(606)	-	(606)	-	-	20,301,709	-	-	-
9/12/1997	W/H TAX DIV MCD	(163)	-	(163)	-	-	20,301,546	-	-	-
9/19/1997	W/H TAX DIV AIG	(149)	-	(149)	-	-	20,301,397	-	-	-
9/23/1997	FIDELITY SPARTAN U S TREASURY MONEY MARKET	(62)	-	(62)	-	-	20,301,335	-	-	-
9/26/1997	W/H TAX DIV NB	(679)	-	(679)	-	-	20,300,657	-	-	-
10/1/1997	W/H TAX DIV MRK	(1,509)	-	(1,509)	-	-	20,299,148	-	-	-
10/1/1997	W/H TAX DIV KO	(939)	-	(939)	-	-	20,298,209	-	-	-
10/1/1997	W/H TAX DIV S	(245)	-	(245)	-	-	20,297,964	-	-	-

BLMIS ACCOUNT NO. 1FN086 - KINGATE EURO FUND LTD

Column 1	Column 2	Column 3	Column 4	Column 5	Column 6	Column 7	Column 8	Column 9	Column 10	Column 11
Date	Transaction Description	Transaction Amount Reported in Customer Statement	Cash Deposits	Cash Withdrawals	Transfers of Principal In	Transfers of Principal Out	Balance of Principal	Preference Period Initial Transfers	Two Year Initial Transfers	Six Year Initial Transfers
10/7/1997	W/H TAX DIV PEP	(524)	-	(524)	-	-	20,297,440	-	-	-
10/8/1997	CHECK WIRE	1,800,000	1,800,000	-	-	-	22,097,440	-	-	-
10/10/1997	W/H TAX DIV SLB	(257)	-	(257)	-	-	22,097,183	-	-	-
10/14/1997	W/H TAX DIV WMT	(422)	-	(422)	-	-	22,096,761	-	-	-
10/15/1997	W/H TAX DIV HWP	(384)	-	(384)	-	-	22,096,377	-	-	-
10/15/1997	W/H TAX DIV C	(762)	-	(762)	-	-	22,095,615	-	-	-
10/22/1997	FIDELITY SPARTAN U S TREASURY MONEY MARKET	(18)	-	(18)	-	-	22,095,597	-	-	-
10/27/1997	W/H TAX DIV GE	(2,318)	-	(2,318)	-	-	22,093,280	-	-	-
11/3/1997	W/H TAX DIV BMY	(1,051)	-	(1,051)	-	-	22,092,229	-	-	-
11/3/1997	W/H TAX DIV BEL	(1,657)	-	(1,657)	-	-	22,090,572	-	-	-
11/3/1997	W/H TAX DIV AIT	(868)	-	(868)	-	-	22,089,704	-	-	-
11/3/1997	W/H TAX DIV T	(1,470)	-	(1,470)	-	-	22,088,234	-	-	-
11/10/1997	W/H TAX DIV AXP	(294)	-	(294)	-	-	22,087,940	-	-	-
11/13/1997	CHECK WIRE	800,000	800,000	-	-	-	22,887,940	-	-	-
11/20/1997	FIDELITY SPARTAN U S TREASURY MONEY MARKET	(17)	-	(17)	-	-	22,887,922	-	-	-
11/21/1997	W/H TAX DIV DIS	(244)	-	(244)	-	-	22,887,678	-	-	-
12/10/1997	CHECK WIRE	5,000,000	5,000,000	-	-	-	27,887,678	-	-	-
12/12/1997	W/H TAX DIV MCD	(137)	-	(137)	-	-	27,887,541	-	-	-
12/15/1997	W/H TAX DIV KO	(839)	-	(839)	-	-	27,886,702	-	-	-
12/17/1997	FIDELITY SPARTAN U S TREASURY MONEY MARKET	(52)	-	(52)	-	-	27,886,650	-	-	-
12/19/1997	W/H TAX DIV AIG	(125)	-	(125)	-	-	27,886,525	-	-	-
12/24/1997	W/H TAX DIV NB	(658)	-	(658)	-	-	27,885,867	-	-	-
1/2/1998	W/H TAX DIV PEP	(466)	-	(466)	-	-	27,885,401	-	-	-
1/2/1998	W/H TAX DIV MRK	(1,319)	-	(1,319)	-	-	27,884,082	-	-	-
1/9/1998	CHECK WIRE	3,300,000	3,300,000	-	-	-	31,184,082	-	-	-
1/15/1998	W/H TAX DIV C	(639)	-	(639)	-	-	31,183,443	-	-	-
1/20/1998	FIDELITY SPARTAN U S TREASURY MONEY MARKET	(3)	-	(3)	-	-	31,183,440	-	-	-
2/9/1998	CHECK WIRE	3,500,000	3,500,000	-	-	-	34,683,440	-	-	-
2/19/1998	W/H TAX DIV CCI	(760)	-	(760)	-	-	34,682,680	-	-	-
2/24/1998	FIDELITY SPARTAN U S TREASURY MONEY MARKET	(20)	-	(20)	-	-	34,682,659	-	-	-
2/25/1998	W/H TAX DIV MER	(198)	-	(198)	-	-	34,682,461	-	-	-
3/2/1998	W/H TAX DIV F	(1,488)	-	(1,488)	-	-	34,680,973	-	-	-
3/2/1998	W/H TAX DIV INTC	(146)	-	(146)	-	-	34,680,827	-	-	-
3/6/1998	CHECK WIRE	9,000,000	9,000,000	-	-	-	43,680,827	-	-	-
3/6/1998	W/H TAX DIV BA	(579)	-	(579)	-	-	43,680,248	-	-	-
3/10/1998	W/H TAX DIV IBM	(562)	-	(562)	-	-	43,679,686	-	-	-
3/10/1998	W/H TAX DIV MOB	(1,319)	-	(1,319)	-	-	43,678,367	-	-	-
3/10/1998	W/H TAX DIV GM	(1,494)	-	(1,494)	-	-	43,676,873	-	-	-
3/10/1998	W/H TAX DIV AN	(1,551)	-	(1,551)	-	-	43,675,322	-	-	-
3/10/1998	W/H TAX DIV JNJ	(1,213)	-	(1,213)	-	-	43,674,109	-	-	-
3/10/1998	W/H TAX DIV XON	(2,973)	-	(2,973)	-	-	43,671,136	-	-	-
3/11/1998	W/H TAX DIV BAC	(998)	-	(998)	-	-	43,670,137	-	-	-
3/12/1998	W/H TAX DIV MMM	(885)	-	(885)	-	-	43,669,252	-	-	-
3/13/1998	W/H TAX DIV ARC	(707)	-	(707)	-	-	43,668,546	-	-	-
3/16/1998	W/H TAX DIV DD	(1,448)	-	(1,448)	-	-	43,667,098	-	-	-
3/17/1998	FIDELITY SPARTAN U S TREASURY MONEY MARKET	(16)	-	(16)	-	-	43,667,082	-	-	-
4/3/1998	W/H TAX DIV SLB	(388)	-	(388)	-	-	43,666,694	-	-	-
4/6/1998	W/H TAX DIV WMT	(453)	-	(453)	-	-	43,666,242	-	-	-
4/8/1998	CHECK WIRE	7,000,000	7,000,000	-	-	-	50,666,242	-	-	-
4/15/1998	W/H TAX DIV HWP	(737)	-	(737)	-	-	50,665,504	-	-	-
4/22/1998	FIDELITY SPARTAN U S TREASURY MONEY MARKET	(32)	-	(32)	-	-	50,665,472	-	-	-
5/1/1998	W/H TAX DIV AIT	(1,751)	-	(1,751)	-	-	50,663,721	-	-	-
5/1/1998	W/H TAX DIV BEL	(3,069)	-	(3,069)	-	-	50,660,652	-	-	-
5/1/1998	W/H TAX DIV BMY	(1,999)	-	(1,999)	-	-	50,658,653	-	-	-
5/1/1998	W/H TAX DIV T	(2,772)	-	(2,772)	-	-	50,655,882	-	-	-
5/8/1998	CHECK WIRE	9,500,000	9,500,000	-	-	-	60,155,882	-	-	-
5/8/1998	W/H TAX DIV AXP	(545)	-	(545)	-	-	60,155,337	-	-	-
5/19/1998	FIDELITY SPARTAN U S TREASURY MONEY MARKET	(14)	-	(14)	-	-	60,155,323	-	-	-
5/22/1998	W/H TAX DIV DIS	(538)	-	(538)	-	-	60,154,785	-	-	-
6/5/1998	CHECK WIRE	8,200,000	8,200,000	-	-	-	68,354,785	-	-	-
6/5/1998	W/H TAX DIV BA	(941)	-	(941)	-	-	68,353,844	-	-	-
6/9/1998	W/H TAX DIV JNJ	(2,241)	-	(2,241)	-	-	68,351,603	-	-	-
6/10/1998	W/H TAX DIV MOB	(843)	-	(843)	-	-	68,350,761	-	-	-
6/10/1998	W/H TAX DIV GM	(1,753)	-	(1,753)	-	-	68,349,008	-	-	-
6/10/1998	W/H TAX DIV AN	(3,518)	-	(3,518)	-	-	68,345,490	-	-	-

BLMIS ACCOUNT NO. 1FN086 - KINGATE EURO FUND LTD

Column 1	Column 2	Column 3	Column 4	Column 5	Column 6	Column 7	Column 8	Column 9	Column 10	Column 11
Date	Transaction Description	Transaction Amount Reported in Customer Statement	Cash Deposits	Cash Withdrawals	Transfers of Principal In	Transfers of Principal Out	Balance of Principal	Preference Period Initial Transfers	Two Year Initial Transfers	Six Year Initial Transfers
6/10/1998	W/H TAX DIV XON	(4,865)	-	(4,865)	-	-	68,340,624	-	-	-
6/10/1998	W/H TAX DIV IBM	(418)	-	(418)	-	-	68,340,206	-	-	-
6/11/1998	FIDELITY SPARTAN U S TREASURY MONEY MARKET	(26)	-	(26)	-	-	68,340,181	-	-	-
6/11/1998	W/H TAX DIV BAC	(1,619)	-	(1,619)	-	-	68,338,562	-	-	-
6/12/1998	W/H TAX DIV MMM	(1,438)	-	(1,438)	-	-	68,337,124	-	-	-
6/12/1998	W/H TAX DIV MCD	(413)	-	(413)	-	-	68,336,711	-	-	-
6/12/1998	W/H TAX DIV DD	(2,745)	-	(2,745)	-	-	68,333,965	-	-	-
6/19/1998	W/H TAX DIV AIG	(365)	-	(365)	-	-	68,333,601	-	-	-
6/26/1998	W/H TAX DIV NB	(2,417)	-	(2,417)	-	-	68,331,184	-	-	-
6/30/1998	W/H TAX DIV NT	(215)	-	(215)	-	-	68,330,969	-	-	-
6/30/1998	W/H TAX DIV PEP	(1,313)	-	(1,313)	-	-	68,329,656	-	-	-
7/1/1998	AMOCO CORP CANCEL W/H	3,518	-	3,518	-	-	68,333,174	-	-	-
7/1/1998	W/H TAX DIV MRK	(3,609)	-	(3,609)	-	-	68,329,565	-	-	-
7/1/1998	AMOCO CORP W/H TAX DIV	(1,759)	-	(1,759)	-	-	68,327,806	-	-	-
7/1/1998	W/H TAX DIV KO	(2,509)	-	(2,509)	-	-	68,325,296	-	-	-
7/8/1998	CHECK WIRE	7,000,000	7,000,000	-	-	-	75,325,296	-	-	-
7/10/1998	W/H TAX DIV SLB	(631)	-	(631)	-	-	75,324,665	-	-	-
7/13/1998	W/H TAX DIV WMT	(1,168)	-	(1,168)	-	-	75,323,497	-	-	-
7/15/1998	W/H TAX DIV C	(1,754)	-	(1,754)	-	-	75,321,743	-	-	-
7/15/1998	W/H TAX DIV HWP	(1,137)	-	(1,137)	-	-	75,320,606	-	-	-
7/22/1998	FIDELITY SPARTAN U S TREASURY MONEY MARKET	(36)	-	(36)	-	-	75,320,570	-	-	-
7/27/1998	W/H TAX DIV GE	(6,590)	-	(6,590)	-	-	75,313,980	-	-	-
8/3/1998	W/H TAX DIV BMY	(2,626)	-	(2,626)	-	-	75,311,353	-	-	-
8/3/1998	W/H TAX DIV BEL	(4,033)	-	(4,033)	-	-	75,307,321	-	-	-
8/3/1998	W/H TAX DIV T	(3,580)	-	(3,580)	-	-	75,303,740	-	-	-
8/3/1998	W/H TAX DIV AIT	(2,213)	-	(2,213)	-	-	75,301,527	-	-	-
8/5/1998	FIDELITY SPARTAN U S TREASURY MONEY MARKET	(9)	-	(9)	-	-	75,301,517	-	-	-
8/7/1998	CHECK WIRE	10,000,000	10,000,000	-	-	-	85,301,517	-	-	-
8/10/1998	W/H TAX DIV AXP	(734)	-	(734)	-	-	85,300,784	-	-	-
9/4/1998	FIDELITY SPARTAN U S TREASURY MONEY MARKET	(8)	-	(8)	-	-	85,300,776	-	-	-
9/11/1998	W/H TAX DIV MCD	(425)	-	(425)	-	-	85,300,350	-	-	-
9/30/1998	W/H TAX DIV PEP	(454)	-	(454)	-	-	85,299,896	-	-	-
10/15/1998	FIDELITY SPARTAN U S TREASURY MONEY MARKET	(2)	-	(2)	-	-	85,299,894	-	-	-
10/21/1998	CHECK WIRE	1,000,000	1,000,000	-	-	-	86,299,894	-	-	-
11/13/1998	CHECK WIRE	5,000,000	5,000,000	-	-	-	91,299,894	-	-	-
11/23/1998	FIDELITY SPARTAN U S TREASURY MONEY MARKET	(19)	-	(19)	-	-	91,299,875	-	-	-
12/11/1998	W/H TAX DIV MCD	(314)	-	(314)	-	-	91,299,561	-	-	-
12/15/1998	W/H TAX DIV KO	(1,856)	-	(1,856)	-	-	91,297,705	-	-	-
12/18/1998	W/H TAX DIV AIG	(293)	-	(293)	-	-	91,297,413	-	-	-
12/22/1998	FIDELITY SPARTAN U S TREASURY MONEY MARKET	(38)	-	(38)	-	-	91,297,374	-	-	-
12/23/1998	W/H TAX DIV BAC	(3,920)	-	(3,920)	-	-	91,293,454	-	-	-
1/4/1999	W/H TAX DIV MRK	(3,269)	-	(3,269)	-	-	91,290,185	-	-	-
1/4/1999	W/H TAX DIV ONE	(2,207)	-	(2,207)	-	-	91,287,978	-	-	-
1/4/1999	W/H TAX DIV PEP	(961)	-	(961)	-	-	91,287,017	-	-	-
1/11/1999	W/H TAX DIV WMT	(855)	-	(855)	-	-	91,286,162	-	-	-
1/13/1999	CHECK WIRE	5,000,000	5,000,000	-	-	-	96,286,162	-	-	-
1/14/1999	CHECK WIRE	3,000,000	3,000,000	-	-	-	99,286,162	-	-	-
1/22/1999	FIDELITY SPARTAN U S TREASURY MONEY MARKET	(2)	-	(2)	-	-	99,286,159	-	-	-
1/27/1999	CHECK WIRE	1,500,000	1,500,000	-	-	-	100,786,159	-	-	-
2/10/1999	CHECK WIRE	5,000,000	5,000,000	-	-	-	105,786,159	-	-	-
2/16/1999	W/H TAX DIV PG	(2,511)	-	(2,511)	-	-	105,783,649	-	-	-
2/16/1999	W/H TAX DIV TXN	(324)	-	(324)	-	-	105,783,324	-	-	-
2/24/1999	FIDELITY SPARTAN U S TREASURY MONEY MARKET	(1)	-	(1)	-	-	105,783,323	-	-	-
2/26/1999	W/H TAX DIV C	(3,854)	-	(3,854)	-	-	105,779,469	-	-	-
3/1/1999	W/H TAX DIV F	(5,244)	-	(5,244)	-	-	105,774,225	-	-	-
3/1/1999	W/H TAX DIV WFC	(2,806)	-	(2,806)	-	-	105,771,419	-	-	-
3/1/1999	W/H TAX DIV INTC	(629)	-	(629)	-	-	105,770,790	-	-	-
3/3/1999	W/H TAX DIV BA	(1,271)	-	(1,271)	-	-	105,769,518	-	-	-
3/4/1999	FIDELITY SPARTAN U S TREASURY MONEY MARKET	(3)	-	(3)	-	-	105,769,515	-	-	-
3/8/1999	CHECK WIRE	5,000,000	5,000,000	-	-	-	110,769,515	-	-	-
3/9/1999	W/H TAX DIV JNJ	(3,122)	-	(3,122)	-	-	110,766,393	-	-	-
3/10/1999	W/H TAX DIV GM	(3,122)	-	(3,122)	-	-	110,763,271	-	-	-
3/10/1999	W/H TAX DIV XON	(5,877)	-	(5,877)	-	-	110,757,394	-	-	-
3/10/1999	W/H TAX DIV IBM	(2,008)	-	(2,008)	-	-	110,755,386	-	-	-
3/15/1999	W/H TAX DIV DD	(3,702)	-	(3,702)	-	-	110,751,684	-	-	-

BLMIS ACCOUNT NO. 1FN086 - KINGATE EURO FUND LTD

Column 1	Column 2	Column 3	Column 4	Column 5	Column 6	Column 7	Column 8	Column 9	Column 10	Column 11
Date	Transaction Description	Transaction Amount Reported in Customer Statement	Cash Deposits	Cash Withdrawals	Transfers of Principal In	Transfers of Principal Out	Balance of Principal	Preference Period Initial Transfers	Two Year Initial Transfers	Six Year Initial Transfers
3/31/1999	W/H TAX DIV PEP	(1,827)	-	(1,827)	-	-	110,749,857	-	-	-
3/31/1999	W/H TAX DIV MCD	(613)	-	(613)	-	-	110,749,244	-	-	-
4/1/1999	W/H TAX DIV ONE	(4,769)	-	(4,769)	-	-	110,744,476	-	-	-
4/1/1999	W/H TAX DIV KO	(3,778)	-	(3,778)	-	-	110,740,697	-	-	-
4/9/1999	CHECK WIRE	4,000,000	4,000,000	-	-	-	114,740,697	-	-	-
4/14/1999	FIDELITY SPARTAN U S TREASURY MONEY MARKET	(35)	-	(35)	-	-	114,740,662	-	-	-
4/19/1999	W/H TAX DIV WMT	(2,182)	-	(2,182)	-	-	114,738,480	-	-	-
4/22/1999	CHECK WIRE	(2,000,000)	-	(2,000,000)	-	-	112,738,480	-	-	-
4/26/1999	W/H TAX DIV GE	(2,070)	-	(2,070)	-	-	112,736,410	-	-	-
5/5/1999	FIDELITY SPARTAN U S TREASURY MONEY MARKET	(14)	-	(14)	-	-	112,736,396	-	-	-
5/14/1999	W/H TAX DIV PG	(598)	-	(598)	-	-	112,735,799	-	-	-
5/14/1999	CHECK WIRE A/O 5/11/99 (1FN061)	7,000,000	-	-	7,000,000	-	119,735,799	-	-	-
5/24/1999	W/H TAX DIV TXN	(51)	-	(51)	-	-	119,735,748	-	-	-
5/28/1999	W/H TAX DIV C	(755)	-	(755)	-	-	119,734,992	-	-	-
6/1/1999	W/H TAX DIV F	(873)	-	(873)	-	-	119,734,119	-	-	-
6/1/1999	W/H TAX DIV WFC	(1,650)	-	(1,650)	-	-	119,732,469	-	-	-
6/1/1999	W/H TAX DIV LU	(160)	-	(160)	-	-	119,732,309	-	-	-
6/1/1999	W/H TAX DIV INTC	(515)	-	(515)	-	-	119,731,794	-	-	-
6/4/1999	W/H TAX DIV BA	(1,301)	-	(1,301)	-	-	119,730,493	-	-	-
6/8/1999	CHECK WIRE	5,000,000	5,000,000	-	-	-	124,730,493	-	-	-
6/8/1999	W/H TAX DIV JNJ	(3,558)	-	(3,558)	-	-	124,726,935	-	-	-
6/10/1999	W/H TAX DIV MOB	(4,320)	-	(4,320)	-	-	124,722,615	-	-	-
6/10/1999	W/H TAX DIV XON	(9,558)	-	(9,558)	-	-	124,713,058	-	-	-
6/10/1999	W/H TAX DIV GM	(3,134)	-	(3,134)	-	-	124,709,923	-	-	-
6/10/1999	W/H TAX DIV IBM	(1,119)	-	(1,119)	-	-	124,708,805	-	-	-
6/14/1999	W/H TAX DIV DD	(3,913)	-	(3,913)	-	-	124,704,892	-	-	-
6/16/1999	FIDELITY SPARTAN U S TREASURY MONEY MARKET	(25)	-	(25)	-	-	124,704,867	-	-	-
7/2/1999	CHECK WIRE	5,000,000	5,000,000	-	-	-	129,704,867	-	-	-
7/12/1999	W/H TAX DIV WMT	(1,271)	-	(1,271)	-	-	129,703,596	-	-	-
7/14/1999	W/H TAX DIV HWP	(929)	-	(929)	-	-	129,702,667	-	-	-
7/21/1999	FIDELITY SPARTAN U S TREASURY MONEY MARKET	(58)	-	(58)	-	-	129,702,609	-	-	-
7/26/1999	W/H TAX DIV GE	(6,734)	-	(6,734)	-	-	129,695,875	-	-	-
8/2/1999	W/H TAX DIV BMY	(2,419)	-	(2,419)	-	-	129,693,456	-	-	-
8/2/1999	W/H TAX DIV BEL	(3,494)	-	(3,494)	-	-	129,689,962	-	-	-
8/2/1999	W/H TAX DIV T	(3,993)	-	(3,993)	-	-	129,685,969	-	-	-
8/2/1999	W/H TAX DIV AIT	(1,959)	-	(1,959)	-	-	129,684,010	-	-	-
8/5/1999	W/H TAX DIV AIG	(14)	-	(14)	-	-	129,683,996	-	-	-
8/10/1999	CHECK WIRE	8,000,000	8,000,000	-	-	-	137,683,996	-	-	-
8/10/1999	W/H TAX DIV AXP	(572)	-	(572)	-	-	137,683,424	-	-	-
8/16/1999	W/H TAX DIV TXN	(74)	-	(74)	-	-	137,683,351	-	-	-
8/24/1999	FIDELITY SPARTAN U S TREASURY MONEY MARKET	(60)	-	(60)	-	-	137,683,291	-	-	-
8/27/1999	W/H TAX DIV C	(1,051)	-	(1,051)	-	-	137,682,240	-	-	-
9/1/1999	W/H TAX DIV F	(1,261)	-	(1,261)	-	-	137,680,979	-	-	-
9/1/1999	W/H TAX DIV WFC	(750)	-	(750)	-	-	137,680,229	-	-	-
9/1/1999	W/H TAX DIV INTC	(234)	-	(234)	-	-	137,679,995	-	-	-
9/1/1999	W/H TAX DIV LU	(139)	-	(139)	-	-	137,679,856	-	-	-
9/3/1999	W/H TAX DIV BA	(303)	-	(303)	-	-	137,679,553	-	-	-
9/7/1999	W/H TAX DIV JNJ	(1,729)	-	(1,729)	-	-	137,677,825	-	-	-
9/8/1999	CHECK WIRE	3,000,000	3,000,000	-	-	-	140,677,825	-	-	-
9/10/1999	W/H TAX DIV GM	(722)	-	(722)	-	-	140,677,103	-	-	-
9/10/1999	W/H TAX DIV MOB	(987)	-	(987)	-	-	140,676,116	-	-	-
9/10/1999	W/H TAX DIV IBM	(485)	-	(485)	-	-	140,675,631	-	-	-
9/10/1999	W/H TAX DIV XON	(2,248)	-	(2,248)	-	-	140,673,383	-	-	-
9/13/1999	W/H TAX DIV MMM	(988)	-	(988)	-	-	140,672,395	-	-	-
9/13/1999	W/H TAX DIV DD	(909)	-	(909)	-	-	140,671,486	-	-	-
9/15/1999	W/H TAX DIV MCD	(741)	-	(741)	-	-	140,670,745	-	-	-
9/17/1999	W/H TAX DIV AIG	(881)	-	(881)	-	-	140,669,864	-	-	-
9/24/1999	W/H TAX DIV BAC	(8,859)	-	(8,859)	-	-	140,661,005	-	-	-
9/30/1999	FIDELITY SPARTAN U S TREASURY MONEY MARKET	(108)	-	(108)	-	-	140,660,897	-	-	-
9/30/1999	W/H TAX DIV PEP	(2,247)	-	(2,247)	-	-	140,658,650	-	-	-
10/1/1999	W/H TAX DIV ONE	(5,470)	-	(5,470)	-	-	140,653,180	-	-	-
10/1/1999	W/H TAX DIV KO	(4,492)	-	(4,492)	-	-	140,648,688	-	-	-
10/1/1999	W/H TAX DIV MRK	(7,890)	-	(7,890)	-	-	140,640,798	-	-	-
10/12/1999	CHECK WIRE	11,000,000	11,000,000	-	-	-	151,640,798	-	-	-
10/12/1999	W/H TAX DIV WMT	(2,518)	-	(2,518)	-	-	151,638,279	-	-	-

BLMIS ACCOUNT NO. 1FN086 - KINGATE EURO FUND LTD

Column 1	Column 2	Column 3	Column 4	Column 5	Column 6	Column 7	Column 8	Column 9	Column 10	Column 11
Date	Transaction Description	Transaction Amount Reported in Customer Statement	Cash Deposits	Cash Withdrawals	Transfers of Principal In	Transfers of Principal Out	Balance of Principal	Preference Period Initial Transfers	Two Year Initial Transfers	Six Year Initial Transfers
10/13/1999	W/H TAX DIV HWP	(1,852)	-	(1,852)	-	-	151,636,427	-	-	-
10/20/1999	FIDELITY SPARTAN U S TREASURY MONEY MARKET	(8)	-	(8)	-	-	151,636,419	-	-	-
10/25/1999	W/H TAX DIV GE	(13,019)	-	(13,019)	-	-	151,623,400	-	-	-
11/1/1999	W/H TAX DIV AIT	(3,906)	-	(3,906)	-	-	151,619,494	-	-	-
11/1/1999	W/H TAX DIV T	(7,865)	-	(7,865)	-	-	151,611,629	-	-	-
11/1/1999	W/H TAX DIV BMY	(4,854)	-	(4,854)	-	-	151,606,775	-	-	-
11/1/1999	W/H TAX DIV BEL	(6,744)	-	(6,744)	-	-	151,600,032	-	-	-
11/10/1999	CHECK WIRE	9,500,000	9,500,000	-	-	-	161,100,032	-	-	-
11/10/1999	W/H TAX DIV AXP	(1,140)	-	(1,140)	-	-	161,098,892	-	-	-
11/15/1999	CHECK WIRE	(3,000,000)	-	(3,000,000)	-	-	158,098,892	-	-	-
11/17/1999	FIDELITY SPARTAN U S TREASURY MONEY MARKET	(5)	-	(5)	-	-	158,098,887	-	-	-
12/3/1999	W/H TAX DIV BA	(620)	-	(620)	-	-	158,098,267	-	-	-
12/7/1999	W/H TAX DIV JNJ	(1,771)	-	(1,771)	-	-	158,096,497	-	-	-
12/10/1999	W/H TAX DIV MOB	(2,163)	-	(2,163)	-	-	158,094,334	-	-	-
12/10/1999	W/H TAX DIV GM	(1,581)	-	(1,581)	-	-	158,092,753	-	-	-
12/10/1999	W/H TAX DIV XON	(5,148)	-	(5,148)	-	-	158,087,605	-	-	-
12/10/1999	W/H TAX DIV IBM	(1,062)	-	(1,062)	-	-	158,086,543	-	-	-
12/13/1999	W/H TAX DIV MMM	(2,743)	-	(2,743)	-	-	158,083,800	-	-	-
12/14/1999	W/H TAX DIV DD	(1,660)	-	(1,660)	-	-	158,082,140	-	-	-
12/16/1999	CHECK WIRE	5,000,000	5,000,000	-	-	-	163,082,140	-	-	-
12/17/1999	W/H TAX DIV DIS	(1,992)	-	(1,992)	-	-	163,080,148	-	-	-
12/31/1999	FIDELITY SPARTAN U S TREASURY MONEY MARKET	(103)	-	(103)	-	-	163,080,045	-	-	-
1/5/2000	CHECK WIRE	5,000,000	5,000,000	-	-	-	168,080,045	-	-	-
1/11/2000	FIDELITY SPARTAN U S TREASURY MONEY MARKET	(5)	-	(5)	-	-	168,080,040	-	-	-
1/18/2000	CHECK WIRE	5,000,000	5,000,000	-	-	-	173,080,040	-	-	-
1/25/2000	CHECK WIRE	(4,000,000)	-	(4,000,000)	-	-	169,080,040	-	-	-
2/1/2000	W/H TAX DIV BEL	(2,864)	-	(2,864)	-	-	169,077,177	-	-	-
2/14/2000	W/H TAX DIV TXN	(422)	-	(422)	-	-	169,076,755	-	-	-
2/15/2000	W/H TAX DIV PG	(5,271)	-	(5,271)	-	-	169,071,484	-	-	-
2/17/2000	CHECK WIRE	3,000,000	3,000,000	-	-	-	172,071,484	-	-	-
2/24/2000	FIDELITY SPARTAN U S TREASURY MONEY MARKET	(78)	-	(78)	-	-	172,071,406	-	-	-
2/25/2000	W/H TAX DIV C	(6,718)	-	(6,718)	-	-	172,064,688	-	-	-
2/28/2000	CHECK WIRE	3,000,000	3,000,000	-	-	-	175,064,688	-	-	-
3/1/2000	W/H TAX DIV INTC	(1,246)	-	(1,246)	-	-	175,063,442	-	-	-
3/1/2000	W/H TAX DIV F	(7,600)	-	(7,600)	-	-	175,055,842	-	-	-
3/1/2000	W/H TAX DIV LU	(745)	-	(745)	-	-	175,055,097	-	-	-
3/1/2000	W/H TAX DIV WFC	(4,437)	-	(4,437)	-	-	175,050,660	-	-	-
3/3/2000	W/H TAX DIV BA	(1,621)	-	(1,621)	-	-	175,049,040	-	-	-
3/7/2000	W/H TAX DIV JNJ	(4,862)	-	(4,862)	-	-	175,044,178	-	-	-
3/10/2000	W/H TAX DIV GM	(3,971)	-	(3,971)	-	-	175,040,208	-	-	-
3/10/2000	W/H TAX DIV XOM	(18,900)	-	(18,900)	-	-	175,021,308	-	-	-
3/10/2000	W/H TAX DIV IBM	(2,619)	-	(2,619)	-	-	175,018,689	-	-	-
3/10/2000	FIDELITY SPARTAN U S TREASURY MONEY MARKET	(6)	-	(6)	-	-	175,018,683	-	-	-
3/14/2000	W/H TAX DIV DD	(4,567)	-	(4,567)	-	-	175,014,116	-	-	-
3/23/2000	W/H TAX DIV HD	(378)	-	(378)	-	-	175,013,738	-	-	-
3/31/2000	W/H TAX DIV PEP	(1,661)	-	(1,661)	-	-	175,012,077	-	-	-
4/3/2000	W/H TAX DIV KO	(5,430)	-	(5,430)	-	-	175,006,647	-	-	-
4/10/2000	W/H TAX DIV WMT	(3,510)	-	(3,510)	-	-	175,003,136	-	-	-
4/11/2000	CHECK WIRE	(4,000,000)	-	(4,000,000)	-	-	171,003,136	-	-	-
4/20/2000	CHECK WIRE	(8,000,000)	-	(8,000,000)	-	-	163,003,136	-	-	-
4/25/2000	W/H TAX DIV GE	(5,632)	-	(5,632)	-	-	162,997,504	-	-	-
4/28/2000	FIDELITY SPARTAN U S TREASURY MONEY MARKET	(9)	-	(9)	-	-	162,997,494	-	-	-
4/28/2000	W/H TAX DIV MWD	(758)	-	(758)	-	-	162,996,736	-	-	-
5/12/2000	FIDELITY SPARTAN U S TREASURY MONEY MARKET	(15)	-	(15)	-	-	162,996,721	-	-	-
5/15/2000	CHECK WIRE	5,000,000	5,000,000	-	-	-	167,996,721	-	-	-
5/23/2000	CHECK WIRE	(10,000,000)	-	(10,000,000)	-	-	157,996,721	-	-	-
6/1/2000	W/H TAX DIV WFC	(1,922)	-	(1,922)	-	-	157,994,799	-	-	-
6/1/2000	W/H TAX DIV INTC	(524)	-	(524)	-	-	157,994,275	-	-	-
6/5/2000	CHECK WIRE	10,000,000	10,000,000	-	-	-	167,994,275	-	-	-
6/9/2000	CHECK WIRE	8,000,000	8,000,000	-	-	-	175,994,275	-	-	-
6/9/2000	CHECK WIRE	9,000,000	9,000,000	-	-	-	184,994,275	-	-	-
6/12/2000	W/H TAX DIV GM	(1,709)	-	(1,709)	-	-	184,992,566	-	-	-
6/12/2000	W/H TAX DIV DD	(4,228)	-	(4,228)	-	-	184,988,338	-	-	-
6/12/2000	W/H TAX DIV XOM	(17,941)	-	(17,941)	-	-	184,970,396	-	-	-
6/12/2000	W/H TAX DIV IBM	(1,234)	-	(1,234)	-	-	184,969,162	-	-	-

BLMIS ACCOUNT NO. 1FN086 - KINGATE EURO FUND LTD

Column 1	Column 2	Column 3	Column 4	Column 5	Column 6	Column 7	Column 8	Column 9	Column 10	Column 11
Date	Transaction Description	Transaction Amount Reported in Customer Statement	Cash Deposits	Cash Withdrawals	Transfers of Principal In	Transfers of Principal Out	Balance of Principal	Preference Period Initial Transfers	Two Year Initial Transfers	Six Year Initial Transfers
6/13/2000	W/H TAX DIV JNJ	(2,741)	-	(2,741)	-	-	184,966,421	-	-	-
6/19/2000	TRANS TO 1FN06130 (1FN061)	(8,000,000)	-	-	-	(8,000,000)	176,966,421	-	-	-
6/21/2000	FIDELITY SPARTAN U S TREASURY MONEY MARKET	(29)	-	(29)	-	-	176,966,392	-	-	-
6/22/2000	CHECK WIRE	(10,000,000)	-	(10,000,000)	-	-	166,966,392	-	-	-
7/10/2000	W/H TAX DIV WMT	(951)	-	(951)	-	-	166,965,441	-	-	-
7/18/2000	FIDELITY SPARTAN U S TREASURY MONEY MARKET	(9)	-	(9)	-	-	166,965,432	-	-	-
8/15/2000	W/H TAX DIV PG	(2,739)	-	(2,739)	-	-	166,962,694	-	-	-
8/15/2000	FIDELITY SPARTAN U S TREASURY MONEY MARKET	(11)	-	(11)	-	-	166,962,682	-	-	-
8/21/2000	W/H TAX DIV TXN	(384)	-	(384)	-	-	166,962,299	-	-	-
8/23/2000	CHECK WIRE	(10,000,000)	-	(10,000,000)	-	-	156,962,299	-	-	-
8/24/2000	W/H TAX DIV MER	(1,374)	-	(1,374)	-	-	156,960,925	-	-	-
8/25/2000	W/H TAX DIV C	(7,053)	-	(7,053)	-	-	156,953,872	-	-	-
9/1/2000	W/H TAX DIV WFC	(4,061)	-	(4,061)	-	-	156,949,811	-	-	-
9/1/2000	W/H TAX DIV LU	(782)	-	(782)	-	-	156,949,029	-	-	-
9/1/2000	W/H TAX DIV INTC	(1,529)	-	(1,529)	-	-	156,947,500	-	-	-
9/11/2000	W/H TAX DIV IBM	(2,680)	-	(2,680)	-	-	156,944,820	-	-	-
9/11/2000	W/H TAX DIV XOM	(9,767)	-	(9,767)	-	-	156,935,053	-	-	-
9/15/2000	FIDELITY SPARTAN U S TREASURY MONEY MARKET	(28)	-	(28)	-	-	156,935,025	-	-	-
9/22/2000	CHECK WIRE	(10,000,000)	-	(10,000,000)	-	-	146,935,025	-	-	-
10/2/2000	W/H TAX DIV KO	(2,827)	-	(2,827)	-	-	146,932,199	-	-	-
10/4/2000	CHECK WIRE	2,000,000	2,000,000	-	-	-	148,932,199	-	-	-
10/5/2000	W/H TAX DIV AV	(2)	-	(2)	-	-	148,932,197	-	-	-
10/10/2000	W/H TAX DIV WMT	(1,810)	-	(1,810)	-	-	148,930,387	-	-	-
10/11/2000	W/H TAX DIV HWP	(1,795)	-	(1,795)	-	-	148,928,592	-	-	-
10/18/2000	FIDELITY SPARTAN U S TREASURY MONEY MARKET	(12)	-	(12)	-	-	148,928,580	-	-	-
10/25/2000	W/H TAX DIV GE	(15,259)	-	(15,259)	-	-	148,913,321	-	-	-
10/27/2000	W/H TAX DIV MWD	(2,574)	-	(2,574)	-	-	148,910,747	-	-	-
11/1/2000	W/H TAX DIV T	(9,450)	-	(9,450)	-	-	148,901,297	-	-	-
11/1/2000	W/H TAX DIV VZ	(11,837)	-	(11,837)	-	-	148,889,459	-	-	-
11/1/2000	W/H TAX DIV BMY	(5,475)	-	(5,475)	-	-	148,883,984	-	-	-
11/10/2000	W/H TAX DIV AXP	(1,202)	-	(1,202)	-	-	148,882,782	-	-	-
12/12/2000	W/H TAX DIV JNJ	(1,034)	-	(1,034)	-	-	148,881,748	-	-	-
12/18/2000	FIDELITY SPARTAN U S TREASURY MONEY MARKET	(173)	-	(173)	-	-	148,881,575	-	-	-
12/26/2000	CHECK WIRE	17,000,000	17,000,000	-	-	-	165,881,575	-	-	-
1/12/2001	CHECK WIRE	10,000,000	10,000,000	-	-	-	175,881,575	-	-	-
1/18/2001	FIDELITY SPARTAN U S TREASURY MONEY MARKET	(24)	-	(24)	-	-	175,881,551	-	-	-
1/30/2001	W/H TAX DIV MWD	(1,426)	-	(1,426)	-	-	175,880,125	-	-	-
2/1/2001	W/H TAX DIV PHA	(903)	-	(903)	-	-	175,879,222	-	-	-
2/1/2001	W/H TAX DIV VZ	(5,967)	-	(5,967)	-	-	175,873,255	-	-	-
2/12/2001	W/H TAX DIV TXN	(523)	-	(523)	-	-	175,872,732	-	-	-
2/15/2001	W/H TAX DIV PG	(3,988)	-	(3,988)	-	-	175,868,744	-	-	-
2/22/2001	FIDELITY SPARTAN U S TREASURY MONEY MARKET	(15)	-	(15)	-	-	175,868,729	-	-	-
2/23/2001	W/H TAX DIV C	(9,772)	-	(9,772)	-	-	175,858,958	-	-	-
3/1/2001	W/H TAX DIV LU	(551)	-	(551)	-	-	175,858,406	-	-	-
3/1/2001	W/H TAX DIV INTC	(1,938)	-	(1,938)	-	-	175,856,469	-	-	-
3/1/2001	W/H TAX DIV WFC	(5,601)	-	(5,601)	-	-	175,850,867	-	-	-
3/8/2001	W/H TAX DIV PFE	(10,036)	-	(10,036)	-	-	175,840,832	-	-	-
3/9/2001	W/H TAX DIV XOM	(20,912)	-	(20,912)	-	-	175,819,920	-	-	-
3/12/2001	W/H TAX DIV IBM	(3,304)	-	(3,304)	-	-	175,816,615	-	-	-
3/13/2001	W/H TAX DIV JNJ	(2,674)	-	(2,674)	-	-	175,813,942	-	-	-
3/19/2001	FIDELITY SPARTAN U S TREASURY MONEY MARKET	(77)	-	(77)	-	-	175,813,865	-	-	-
3/22/2001	W/H TAX DIV HD	(272)	-	(272)	-	-	175,813,593	-	-	-
3/30/2001	W/H TAX DIV PEP	(625)	-	(625)	-	-	175,812,968	-	-	-
4/2/2001	W/H TAX DIV MRK	(2,236)	-	(2,236)	-	-	175,810,732	-	-	-
4/2/2001	W/H TAX DIV KO	(1,311)	-	(1,311)	-	-	175,809,421	-	-	-
4/9/2001	W/H TAX DIV WMT	(3,567)	-	(3,567)	-	-	175,805,854	-	-	-
4/11/2001	W/H TAX DIV HWP	(1,870)	-	(1,870)	-	-	175,803,985	-	-	-
4/24/2001	FIDELITY SPARTAN U S TREASURY MONEY MARKET	(18)	-	(18)	-	-	175,803,967	-	-	-
4/27/2001	W/H TAX DIV MWD	(2,919)	-	(2,919)	-	-	175,801,048	-	-	-
4/30/2001	W/H TAX DIV JPM	(7,341)	-	(7,341)	-	-	175,793,707	-	-	-
5/1/2001	W/H TAX DIV BMY	(6,117)	-	(6,117)	-	-	175,787,590	-	-	-
5/1/2001	W/H TAX DIV VZ	(11,990)	-	(11,990)	-	-	175,775,600	-	-	-
5/1/2001	W/H TAX DIV PHA	(1,787)	-	(1,787)	-	-	175,773,813	-	-	-
5/1/2001	W/H TAX DIV T	(1,619)	-	(1,619)	-	-	175,772,193	-	-	-
5/2/2001	W/H TAX DIV TYC	(256)	-	(256)	-	-	175,771,937	-	-	-

BLMIS ACCOUNT NO. 1FN086 - KINGATE EURO FUND LTD

Column 1	Column 2	Column 3	Column 4	Column 5	Column 6	Column 7	Column 8	Column 9	Column 10	Column 11
Date	Transaction Description	Transaction Amount Reported in Customer Statement	Cash Deposits	Cash Withdrawals	Transfers of Principal In	Transfers of Principal Out	Balance of Principal	Preference Period Initial Transfers	Two Year Initial Transfers	Six Year Initial Transfers
5/10/2001	W/H TAX DIV AXP	(1,210)	-	(1,210)	-	-	175,770,727	-	-	-
5/15/2001	W/H TAX DIV PG	(5,212)	-	(5,212)	-	-	175,765,515	-	-	-
6/20/2001	FIDELITY SPARTAN U S TREASURY MONEY MARKET	(121)	-	(121)	-	-	175,765,394	-	-	-
7/9/2001	W/H TAX DIV WMT	(3,015)	-	(3,015)	-	-	175,762,379	-	-	-
7/11/2001	W/H TAX DIV HWP	(654)	-	(654)	-	-	175,761,724	-	-	-
7/11/2001	W/H TAX DIV XOM	(293)	-	(293)	-	-	175,761,431	-	-	-
7/23/2001	W/H TAX DIV MWD	(4,186)	-	(4,186)	-	-	175,757,245	-	-	-
7/25/2001	FIDELITY SPARTAN U S TREASURY MONEY MARKET	(33)	-	(33)	-	-	175,757,212	-	-	-
7/25/2001	W/H TAX DIV GE	(25,369)	-	(25,369)	-	-	175,731,843	-	-	-
7/31/2001	W/H TAX DIV JPM	(10,864)	-	(10,864)	-	-	175,720,979	-	-	-
8/1/2001	W/H TAX DIV TYC	(374)	-	(374)	-	-	175,720,605	-	-	-
8/1/2001	W/H TAX DIV BMY	(8,346)	-	(8,346)	-	-	175,712,259	-	-	-
8/1/2001	W/H TAX DIV VZ	(16,552)	-	(16,552)	-	-	175,695,707	-	-	-
8/1/2001	W/H TAX DIV PHA	(2,835)	-	(2,835)	-	-	175,692,872	-	-	-
8/10/2001	W/H TAX DIV AXP	(1,720)	-	(1,720)	-	-	175,691,152	-	-	-
8/15/2001	W/H TAX DIV PG	(3,603)	-	(3,603)	-	-	175,687,549	-	-	-
8/20/2001	CHECK WIRE	10,000,000	10,000,000	-	-	-	185,687,549	-	-	-
8/24/2001	FIDELITY SPARTAN U S TREASURY MONEY MARKET	(8)	-	(8)	-	-	185,687,541	-	-	-
9/13/2001	W/H TAX DIV HD	(1,647)	-	(1,647)	-	-	185,685,893	-	-	-
9/28/2001	W/H TAX DIV PEP	(4,546)	-	(4,546)	-	-	185,681,347	-	-	-
9/28/2001	W/H TAX DIV BAC	(15,718)	-	(15,718)	-	-	185,665,629	-	-	-
10/1/2001	W/H TAX DIV MRK	(14,245)	-	(14,245)	-	-	185,651,384	-	-	-
10/1/2001	W/H TAX DIV KO	(7,831)	-	(7,831)	-	-	185,643,554	-	-	-
10/9/2001	W/H TAX DIV WMT	(5,535)	-	(5,535)	-	-	185,638,018	-	-	-
10/10/2001	W/H TAX DIV HWP	(2,772)	-	(2,772)	-	-	185,635,247	-	-	-
10/15/2001	FIDELITY SPARTAN U S TREASURY MONEY MARKET	(47)	-	(47)	-	-	185,635,199	-	-	-
10/25/2001	W/H TAX DIV GE	(28,300)	-	(28,300)	-	-	185,606,899	-	-	-
10/26/2001	W/H TAX DIV MWD	(4,631)	-	(4,631)	-	-	185,602,269	-	-	-
10/31/2001	W/H TAX DIV JPM	(11,929)	-	(11,929)	-	-	185,590,340	-	-	-
11/1/2001	W/H TAX DIV PHA	(3,031)	-	(3,031)	-	-	185,587,308	-	-	-
11/1/2001	W/H TAX DIV VZ	(18,371)	-	(18,371)	-	-	185,568,938	-	-	-
11/1/2001	W/H TAX DIV BMY	(9,515)	-	(9,515)	-	-	185,559,423	-	-	-
11/1/2001	W/H TAX DIV TYC	(433)	-	(433)	-	-	185,558,990	-	-	-
11/1/2001	W/H TAX DIV T	(2,299)	-	(2,299)	-	-	185,556,691	-	-	-
11/5/2001	CHECK WIRE	10,000,000	10,000,000	-	-	-	195,556,691	-	-	-
11/9/2001	W/H TAX DIV AXP	(1,874)	-	(1,874)	-	-	195,554,817	-	-	-
11/15/2001	W/H TAX DIV PG	(8,533)	-	(8,533)	-	-	195,546,285	-	-	-
11/19/2001	W/H TAX DIV TXN	(666)	-	(666)	-	-	195,545,618	-	-	-
11/19/2001	FIDELITY SPARTAN U S TREASURY MONEY MARKET	(16)	-	(16)	-	-	195,545,602	-	-	-
11/21/2001	W/H TAX DIV C	(14,301)	-	(14,301)	-	-	195,531,301	-	-	-
12/3/2001	W/H TAX DIV MCD	(4,946)	-	(4,946)	-	-	195,526,355	-	-	-
12/3/2001	W/H TAX DIV INTC	(2,424)	-	(2,424)	-	-	195,523,930	-	-	-
12/3/2001	W/H TAX DIV WFC	(7,913)	-	(7,913)	-	-	195,516,017	-	-	-
12/6/2001	W/H TAX DIV PFE	(8,084)	-	(8,084)	-	-	195,507,933	-	-	-
12/10/2001	W/H TAX DIV IBM	(4,322)	-	(4,322)	-	-	195,503,610	-	-	-
12/10/2001	W/H TAX DIV XOM	(28,313)	-	(28,313)	-	-	195,475,297	-	-	-
12/14/2001	W/H TAX DIV DD	(6,252)	-	(6,252)	-	-	195,469,045	-	-	-
12/31/2001	FIDELITY SPARTAN U S TREASURY MONEY MARKET	(1)	-	(1)	-	-	195,469,045	-	-	-
1/7/2002	W/H TAX DIV WMT	(1,056)	-	(1,056)	-	-	195,467,989	-	-	-
1/10/2002	FIDELITY SPARTAN U S TREASURY MONEY MARKET	(6)	-	(6)	-	-	195,467,983	-	-	-
1/25/2002	W/H TAX DIV MWD	(3,380)	-	(3,380)	-	-	195,464,604	-	-	-
2/1/2002	W/H TAX DIV VZ	(13,753)	-	(13,753)	-	-	195,450,851	-	-	-
2/1/2002	W/H TAX DIV SBC	(11,385)	-	(11,385)	-	-	195,439,466	-	-	-
2/1/2002	W/H TAX DIV PHA	(2,289)	-	(2,289)	-	-	195,437,177	-	-	-
2/11/2002	W/H TAX DIV TXN	(654)	-	(654)	-	-	195,436,523	-	-	-
2/15/2002	W/H TAX DIV PG	(8,673)	-	(8,673)	-	-	195,427,850	-	-	-
2/21/2002	FIDELITY SPARTAN U S TREASURY MONEY MARKET	(10)	-	(10)	-	-	195,427,840	-	-	-
2/22/2002	W/H TAX DIV C	(14,463)	-	(14,463)	-	-	195,413,377	-	-	-
3/1/2002	W/H TAX DIV WFC	(7,912)	-	(7,912)	-	-	195,405,465	-	-	-
3/1/2002	W/H TAX DIV INTC	(2,440)	-	(2,440)	-	-	195,403,025	-	-	-
3/6/2002	FIDELITY SPARTAN U S TREASURY MONEY MARKET	(0)	-	(0)	-	-	195,403,024	-	-	-
3/7/2002	W/H TAX DIV PFE	(14,505)	-	(14,505)	-	-	195,388,519	-	-	-
3/11/2002	W/H TAX DIV XOM	(27,931)	-	(27,931)	-	-	195,360,588	-	-	-
3/11/2002	W/H TAX DIV BUD	(3,119)	-	(3,119)	-	-	195,357,469	-	-	-
3/11/2002	W/H TAX DIV IBM	(4,260)	-	(4,260)	-	-	195,353,209	-	-	-

BLMIS ACCOUNT NO. 1FN086 - KINGATE EURO FUND LTD

Column 1	Column 2	Column 3	Column 4	Column 5	Column 6	Column 7	Column 8	Column 9	Column 10	Column 11
Date	Transaction Description	Transaction Amount Reported in Customer Statement	Cash Deposits	Cash Withdrawals	Transfers of Principal In	Transfers of Principal Out	Balance of Principal	Preference Period Initial Transfers	Two Year Initial Transfers	Six Year Initial Transfers
3/12/2002	W/H TAX DIV JNJ	(6,075)	-	(6,075)	-	-	195,347,134	-	-	-
3/14/2002	W/H TAX DIV DD	(6,391)	-	(6,391)	-	-	195,340,743	-	-	-
3/15/2002	W/H TAX DIV AIG	(886)	-	(886)	-	-	195,339,857	-	-	-
3/22/2002	W/H TAX DIV BAC	(7,732)	-	(7,732)	-	-	195,332,125	-	-	-
3/28/2002	W/H TAX DIV HD	(2,167)	-	(2,167)	-	-	195,329,958	-	-	-
4/1/2002	W/H TAX DIV PEP	(4,705)	-	(4,705)	-	-	195,325,253	-	-	-
4/1/2002	W/H TAX DIV ONE	(2,536)	-	(2,536)	-	-	195,322,717	-	-	-
4/1/2002	W/H TAX DIV KO	(9,410)	-	(9,410)	-	-	195,313,307	-	-	-
4/1/2002	W/H TAX DIV MRK	(15,086)	-	(15,086)	-	-	195,298,221	-	-	-
4/10/2002	W/H TAX DIV MO	(23,525)	-	(23,525)	-	-	195,274,696	-	-	-
4/18/2002	W/H TAX DIV WMT	(6,293)	-	(6,293)	-	-	195,268,403	-	-	-
4/23/2002	FIDELITY SPARTAN U S TREASURY MONEY MARKET	(15)	-	(15)	-	-	195,268,389	-	-	-
4/25/2002	W/H TAX DIV GE	(14,719)	-	(14,719)	-	-	195,253,670	-	-	-
4/26/2002	W/H TAX DIV MWD	(4,743)	-	(4,743)	-	-	195,248,927	-	-	-
4/26/2002	W/H TAX DIV MDT	(1,306)	-	(1,306)	-	-	195,247,621	-	-	-
4/30/2002	W/H TAX DIV JPM	(12,687)	-	(12,687)	-	-	195,234,933	-	-	-
5/1/2002	W/H TAX DIV SBC	(17,147)	-	(17,147)	-	-	195,217,786	-	-	-
5/1/2002	W/H TAX DIV T	(2,494)	-	(2,494)	-	-	195,215,292	-	-	-
5/1/2002	W/H TAX DIV TYC	(475)	-	(475)	-	-	195,214,817	-	-	-
5/1/2002	W/H TAX DIV PHA	(3,285)	-	(3,285)	-	-	195,211,531	-	-	-
5/1/2002	W/H TAX DIV BMY	(10,254)	-	(10,254)	-	-	195,201,278	-	-	-
5/1/2002	W/H TAX DIV VZ	(19,811)	-	(19,811)	-	-	195,181,467	-	-	-
5/10/2002	FIDELITY SPARTAN U S TREASURY MONEY MARKET	(5)	-	(5)	-	-	195,181,462	-	-	-
5/14/2002	CHECK WIRE	10,000,000	10,000,000	-	-	-	205,181,462	-	-	-
5/15/2002	W/H TAX DIV PG	(4,883)	-	(4,883)	-	-	205,176,579	-	-	-
5/24/2002	W/H TAX DIV C	(9,647)	-	(9,647)	-	-	205,166,932	-	-	-
6/3/2002	W/H TAX DIV INTC	(1,368)	-	(1,368)	-	-	205,165,564	-	-	-
6/3/2002	W/H TAX DIV WFC	(9,979)	-	(9,979)	-	-	205,155,584	-	-	-
6/6/2002	W/H TAX DIV PFE	(17,377)	-	(17,377)	-	-	205,138,207	-	-	-
6/10/2002	W/H TAX DIV BUD	(2,448)	-	(2,448)	-	-	205,135,759	-	-	-
6/10/2002	W/H TAX DIV XOM	(33,199)	-	(33,199)	-	-	205,102,561	-	-	-
6/10/2002	W/H TAX DIV IBM	(5,552)	-	(5,552)	-	-	205,097,008	-	-	-
6/11/2002	W/H TAX DIV JNJ	(4,767)	-	(4,767)	-	-	205,092,241	-	-	-
6/12/2002	W/H TAX DIV DD	(5,528)	-	(5,528)	-	-	205,086,714	-	-	-
6/25/2002	FIDELITY SPARTAN U S TREASURY MONEY MARKET	(7)	-	(7)	-	-	205,086,707	-	-	-
6/27/2002	CHECK WIRE	10,000,000	10,000,000	-	-	-	215,086,707	-	-	-
7/10/2002	W/H TAX DIV MO	(4,147)	-	(4,147)	-	-	215,082,560	-	-	-
7/15/2002	W/H TAX DIV USB	(1,336)	-	(1,336)	-	-	215,081,224	-	-	-
7/19/2002	FIDELITY SPARTAN U S TREASURY MONEY MARKET	(12)	-	(12)	-	-	215,081,212	-	-	-
7/25/2002	W/H TAX DIV GE	(6,381)	-	(6,381)	-	-	215,074,831	-	-	-
7/26/2002	FIDELITY SPARTAN U S TREASURY MONEY MARKET	(0)	-	(0)	-	-	215,074,831	-	-	-
7/26/2002	W/H TAX DIV MWD	(891)	-	(891)	-	-	215,073,940	-	-	-
7/26/2002	W/H TAX DIV MDT	(261)	-	(261)	-	-	215,073,680	-	-	-
7/31/2002	W/H TAX DIV JPM	(2,431)	-	(2,431)	-	-	215,071,249	-	-	-
8/1/2002	W/H TAX DIV T	(503)	-	(503)	-	-	215,070,746	-	-	-
8/1/2002	W/H TAX DIV BMY	(1,918)	-	(1,918)	-	-	215,068,828	-	-	-
8/1/2002	W/H TAX DIV PHA	(603)	-	(603)	-	-	215,068,225	-	-	-
8/1/2002	W/H TAX DIV VZ	(3,670)	-	(3,670)	-	-	215,064,554	-	-	-
8/1/2002	W/H TAX DIV SBC	(3,137)	-	(3,137)	-	-	215,061,417	-	-	-
8/9/2002	W/H TAX DIV AXP	(357)	-	(357)	-	-	215,061,060	-	-	-
8/19/2002	W/H TAX DIV TXN	(1,047)	-	(1,047)	-	-	215,060,013	-	-	-
8/19/2002	W/H TAX DIV MON	(1)	-	(1)	-	-	215,060,012	-	-	-
8/23/2002	W/H TAX DIV C	(27,298)	-	(27,298)	-	-	215,032,714	-	-	-
8/26/2002	FIDELITY SPARTAN U S TREASURY MONEY MARKET	(8)	-	(8)	-	-	215,032,707	-	-	-
9/3/2002	W/H TAX DIV INTC	(3,839)	-	(3,839)	-	-	215,028,867	-	-	-
9/3/2002	W/H TAX DIV WFC	(13,801)	-	(13,801)	-	-	215,015,066	-	-	-
9/5/2002	W/H TAX DIV G	(4,806)	-	(4,806)	-	-	215,010,260	-	-	-
9/5/2002	W/H TAX DIV PFE	(23,507)	-	(23,507)	-	-	214,986,753	-	-	-
9/6/2002	W/H TAX DIV BA	(4,037)	-	(4,037)	-	-	214,982,716	-	-	-
9/9/2002	W/H TAX DIV BUD	(4,806)	-	(4,806)	-	-	214,977,910	-	-	-
9/10/2002	W/H TAX DIV XOM	(44,420)	-	(44,420)	-	-	214,933,491	-	-	-
9/10/2002	FIDELITY SPARTAN U S TREASURY MONEY MARKET	(5)	-	(5)	-	-	214,933,486	-	-	-
9/10/2002	W/H TAX DIV JNJ	(5,738)	-	(5,738)	-	-	214,927,748	-	-	-
9/10/2002	W/H TAX DIV IBM	(7,259)	-	(7,259)	-	-	214,920,489	-	-	-
9/12/2002	W/H TAX DIV DD	(9,809)	-	(9,809)	-	-	214,910,681	-	-	-

BLMIS ACCOUNT NO. 1FN086 - KINGATE EURO FUND LTD

Column 1	Column 2	Column 3	Column 4	Column 5	Column 6	Column 7	Column 8	Column 9	Column 10	Column 11
Date	Transaction Description	Transaction Amount Reported in Customer Statement	Cash Deposits	Cash Withdrawals	Transfers of Principal In	Transfers of Principal Out	Balance of Principal	Preference Period Initial Transfers	Two Year Initial Transfers	Six Year Initial Transfers
10/17/2002	FIDELITY SPARTAN U S TREASURY MONEY MARKET	(21)	-	(21)	-	-	214,910,660	-	-	-
11/15/2002	W/H TAX DIV CL	(1,635)	-	(1,635)	-	-	214,909,025	-	-	-
11/15/2002	W/H TAX DIV PG	(5,671)	-	(5,671)	-	-	214,903,355	-	-	-
11/18/2002	W/H TAX DIV TXN	(580)	-	(580)	-	-	214,902,774	-	-	-
11/22/2002	W/H TAX DIV C	(14,461)	-	(14,461)	-	-	214,888,313	-	-	-
11/25/2002	W/H TAX DIV GS	(908)	-	(908)	-	-	214,887,405	-	-	-
11/27/2002	W/H TAX DIV MER	(2,264)	-	(2,264)	-	-	214,885,142	-	-	-
12/17/2002	CHECK WIRE	15,000,000	15,000,000	-	-	-	229,885,142	-	-	-
1/6/2003	W/H TAX DIV BA	(1,644)	-	(1,644)	-	-	229,883,498	-	-	(1,644)
1/6/2003	W/H TAX DIV PFE	(9,220)	-	(9,220)	-	-	229,874,277	-	-	(9,220)
1/6/2003	W/H TAX DIV JNJ	(2,652)	-	(2,652)	-	-	229,871,625	-	-	(2,652)
1/6/2003	W/H TAX DIV WFC	(7,758)	-	(7,758)	-	-	229,863,867	-	-	(7,758)
1/6/2003	W/H TAX DIV INTC	(2,161)	-	(2,161)	-	-	229,861,706	-	-	(2,161)
1/6/2003	W/H TAX DIV DD	(4,022)	-	(4,022)	-	-	229,857,684	-	-	(4,022)
1/6/2003	W/H TAX DIV UTX	(1,316)	-	(1,316)	-	-	229,856,368	-	-	(1,316)
1/6/2003	W/H TAX DIV XOM	(25,050)	-	(25,050)	-	-	229,831,318	-	-	(25,050)
1/6/2003	W/H TAX DIV G	(2,781)	-	(2,781)	-	-	229,828,537	-	-	(2,781)
1/6/2003	FIDELITY SPARTAN U S TREASURY MONEY MARKET	(49)	-	(49)	-	-	229,828,488	-	-	(49)
1/6/2003	W/H TAX DIV HCA	(182)	-	(182)	-	-	229,828,307	-	-	(182)
1/6/2003	W/H TAX DIV IBM	(4,096)	-	(4,096)	-	-	229,824,211	-	-	(4,096)
1/6/2003	W/H TAX DIV BUD	(2,747)	-	(2,747)	-	-	229,821,464	-	-	(2,747)
1/10/2003	CHECK WIRE	15,000,000	15,000,000	-	-	-	244,821,464	-	-	-
1/10/2003	FIDELITY SPARTAN U S TREASURY MONEY MARKET	(1)	-	(1)	-	-	244,821,463	-	-	(1)
1/28/2003	CHECK WIRE	15,000,000	15,000,000	-	-	-	259,821,463	-	-	-
1/31/2003	W/H TAX DIV MWD	(3,667)	-	(3,667)	-	-	259,817,796	-	-	(3,667)
2/3/2003	W/H TAX DIV VZ	(15,603)	-	(15,603)	-	-	259,802,193	-	-	(15,603)
2/3/2003	W/H TAX DIV SBC	(13,275)	-	(13,275)	-	-	259,788,918	-	-	(13,275)
2/3/2003	W/H TAX DIV PHA	(4,584)	-	(4,584)	-	-	259,784,334	-	-	(4,584)
2/10/2003	W/H TAX DIV TXN	(965)	-	(965)	-	-	259,783,369	-	-	(965)
2/14/2003	W/H TAX DIV PG	(13,922)	-	(13,922)	-	-	259,769,446	-	-	(13,922)
2/14/2003	W/H TAX DIV PFE	(24,353)	-	(24,353)	-	-	259,745,093	-	-	(24,353)
2/14/2003	W/H TAX DIV CL	(2,620)	-	(2,620)	-	-	259,742,474	-	-	(2,620)
2/27/2003	W/H TAX DIV GS	(1,455)	-	(1,455)	-	-	259,741,019	-	-	(1,455)
2/28/2003	W/H TAX DIV C	(27,299)	-	(27,299)	-	-	259,713,720	-	-	(27,299)
2/28/2003	W/H TAX DIV MER	(3,599)	-	(3,599)	-	-	259,710,120	-	-	(3,599)
3/3/2003	W/H TAX DIV INTC	(3,515)	-	(3,515)	-	-	259,706,606	-	-	(3,515)
3/3/2003	W/H TAX DIV WFC	(13,451)	-	(13,451)	-	-	259,693,155	-	-	(13,451)
3/5/2003	W/H 1/31/03G	(4,527)	-	(4,527)	-	-	259,688,628	-	-	(4,527)
3/7/2003	W/H TAX DIV BA	(3,711)	-	(3,711)	-	-	259,684,917	-	-	(3,711)
3/7/2003	W/H TAX DIV MSFT	(17,703)	-	(17,703)	-	-	259,667,214	-	-	(17,703)
3/10/2003	W/H TAX DIV XOM	(40,842)	-	(40,842)	-	-	259,626,372	-	-	(40,842)
3/10/2003	W/H TAX DIV BUD	(4,257)	-	(4,257)	-	-	259,622,115	-	-	(4,257)
3/10/2003	W/H TAX DIV UTX	(2,971)	-	(2,971)	-	-	259,619,144	-	-	(2,971)
3/10/2003	W/H TAX DIV IBM	(6,648)	-	(6,648)	-	-	259,612,496	-	-	(6,648)
3/11/2003	W/H TAX DIV JNJ	(16,016)	-	(16,016)	-	-	259,596,480	-	-	(16,016)
3/12/2003	W/H TAX DIV MMM	(4,995)	-	(4,995)	-	-	259,591,485	-	-	(4,995)
3/14/2003	W/H TAX DIV DD	(9,338)	-	(9,338)	-	-	259,582,147	-	-	(9,338)
3/17/2003	FIDELITY SPARTAN U S TREASURY MONEY MARKET	(42)	-	(42)	-	-	259,582,105	-	-	(42)
4/7/2003	W/H TAX DIV WMT	(12,710)	-	(12,710)	-	-	259,569,395	-	-	(12,710)
4/9/2003	W/H TAX DIV HPQ	(8,015)	-	(8,015)	-	-	259,561,380	-	-	(8,015)
4/15/2003	FIDELITY SPARTAN U S TREASURY MONEY MARKET	(19)	-	(19)	-	-	259,561,361	-	-	(19)
5/9/2003	FIDELITY SPARTAN U S TREASURY MONEY MARKET	(4)	-	(4)	-	-	259,561,357	-	-	(4)
5/13/2003	CHECK WIRE	25,000,000	25,000,000	-	-	-	284,561,357	-	-	-
5/19/2003	FIDELITY SPARTAN U S TREASURY MONEY MARKET	(11)	-	(11)	-	-	284,561,346	-	-	(11)
5/28/2003	W/H TAX DIV MER	(3,130)	-	(3,130)	-	-	284,558,215	-	-	(3,130)
5/30/2003	FIDELITY SPARTAN U S TREASURY MONEY MARKET	(1)	-	(1)	-	-	284,558,215	-	-	(1)
6/2/2003	CHECK WIRE	10,000,000	10,000,000	-	-	-	294,558,215	-	-	-
6/2/2003	W/H TAX DIV INTC	(1,694)	-	(1,694)	-	-	294,556,521	-	-	(1,694)
6/2/2003	W/H TAX DIV WFC	(11,739)	-	(11,739)	-	-	294,544,782	-	-	(11,739)
6/5/2003	W/H TAX DIV PFE	(28,105)	-	(28,105)	-	-	294,516,677	-	-	(28,105)
6/9/2003	W/H TAX DIV BUD	(3,815)	-	(3,815)	-	-	294,512,862	-	-	(3,815)
6/10/2003	W/H TAX DIV JNJ	(16,695)	-	(16,695)	-	-	294,496,167	-	-	(16,695)
6/10/2003	W/H TAX DIV XOM	(39,378)	-	(39,378)	-	-	294,456,789	-	-	(39,378)
6/10/2003	W/H TAX DIV IBM	(6,261)	-	(6,261)	-	-	294,450,529	-	-	(6,261)
6/10/2003	W/H TAX DIV UTX	(2,935)	-	(2,935)	-	-	294,447,594	-	-	(2,935)

BLMIS ACCOUNT NO. 1FN086 - KINGATE EURO FUND LTD

Column 1	Column 2	Column 3	Column 4	Column 5	Column 6	Column 7	Column 8	Column 9	Column 10	Column 11
Date	Transaction Description	Transaction Amount Reported in Customer Statement	Cash Deposits	Cash Withdrawals	Transfers of Principal In	Transfers of Principal Out	Balance of Principal	Preference Period Initial Transfers	Two Year Initial Transfers	Six Year Initial Transfers
6/12/2003	W/H TAX DIV DD	(8,369)	-	(8,369)	-	-	294,439,225	-	-	(8,369)
6/12/2003	W/H TAX DIV MMM	(5,739)	-	(5,739)	-	-	294,433,486	-	-	(5,739)
6/20/2003	W/H TAX DIV AIG	(3,752)	-	(3,752)	-	-	294,429,734	-	-	(3,752)
6/25/2003	FIDELITY SPARTAN U S TREASURY MONEY MARKET	(8)	-	(8)	-	-	294,429,726	-	-	(8)
6/26/2003	W/H TAX DIV HD	(4,288)	-	(4,288)	-	-	294,425,438	-	-	(4,288)
6/27/2003	W/H TAX DIV BAC	(29,307)	-	(29,307)	-	-	294,396,131	-	-	(29,307)
6/30/2003	W/H TAX DIV PEP	(8,455)	-	(8,455)	-	-	294,387,676	-	-	(8,455)
7/1/2003	W/H TAX DIV ONE	(7,587)	-	(7,587)	-	-	294,380,089	-	-	(7,587)
7/1/2003	W/H TAX DIV KO	(16,815)	-	(16,815)	-	-	294,363,274	-	-	(16,815)
7/1/2003	W/H TAX DIV MRK	(24,507)	-	(24,507)	-	-	294,338,767	-	-	(24,507)
7/1/2003	W/H TAX DIV ALL	(4,000)	-	(4,000)	-	-	294,334,767	-	-	(4,000)
7/3/2003	W/H TAX DIV SLB	(2,446)	-	(2,446)	-	-	294,332,321	-	-	(2,446)
7/7/2003	W/H TAX DIV WMT	(5,675)	-	(5,675)	-	-	294,326,646	-	-	(5,675)
7/8/2003	W/H TAX DIV MO	(40,663)	-	(40,663)	-	-	294,285,983	-	-	(40,663)
7/9/2003	W/H TAX DIV HPQ	(7,501)	-	(7,501)	-	-	294,278,482	-	-	(7,501)
7/10/2003	FIDELITY SPARTAN U S TREASURY MONEY MARKET	(3)	-	(3)	-	-	294,278,479	-	-	(3)
7/17/2003	CHECK WIRE	(15,000,000)	-	(15,000,000)	-	-	279,278,479	-	-	(15,000,000)
7/21/2003	FIDELITY SPARTAN U S TREASURY MONEY MARKET	(1)	-	(1)	-	-	279,278,478	-	-	(1)
7/31/2003	W/H TAX DIV MWD	(7,354)	-	(7,354)	-	-	279,271,124	-	-	(7,354)
8/1/2003	W/H TAX DIV VZ	(30,776)	-	(30,776)	-	-	279,240,348	-	-	(30,776)
8/1/2003	W/H TAX DIV SBC	(36,692)	-	(36,692)	-	-	279,203,656	-	-	(36,692)
8/15/2003	W/H TAX DIV CL	(3,837)	-	(3,837)	-	-	279,199,819	-	-	(3,837)
8/15/2003	W/H TAX DIV PG	(16,974)	-	(16,974)	-	-	279,182,846	-	-	(16,974)
8/18/2003	W/H TAX DIV TXN	(1,059)	-	(1,059)	-	-	279,181,787	-	-	(1,059)
8/22/2003	W/H TAX DIV C	(52,533)	-	(52,533)	-	-	279,129,254	-	-	(52,533)
8/27/2003	W/H TAX DIV MER	(4,263)	-	(4,263)	-	-	279,124,990	-	-	(4,263)
8/28/2003	W/H TAX DIV GS	(3,331)	-	(3,331)	-	-	279,121,659	-	-	(3,331)
9/2/2003	W/H TAX DIV WFC	(21,583)	-	(21,583)	-	-	279,100,076	-	-	(21,583)
9/2/2003	W/H TAX DIV INTC	(3,799)	-	(3,799)	-	-	279,096,278	-	-	(3,799)
9/4/2003	W/H TAX DIV PFE	(21,179)	-	(21,179)	-	-	279,075,099	-	-	(21,179)
9/5/2003	FIDELITY SPARTAN U S TREASURY MONEY MARKET	(21)	-	(21)	-	-	279,075,078	-	-	(21)
9/5/2003	W/H TAX DIV G	(4,763)	-	(4,763)	-	-	279,070,315	-	-	(4,763)
9/5/2003	W/H TAX DIV BA	(2,528)	-	(2,528)	-	-	279,067,787	-	-	(2,528)
9/9/2003	W/H TAX DIV BUD	(5,276)	-	(5,276)	-	-	279,062,511	-	-	(5,276)
9/10/2003	W/H TAX DIV IBM	(8,100)	-	(8,100)	-	-	279,054,411	-	-	(8,100)
9/10/2003	FIDELITY SPARTAN U S TREASURY MONEY MARKET	(1)	-	(1)	-	-	279,054,411	-	-	(1)
9/10/2003	W/H TAX DIV XOM	(48,467)	-	(48,467)	-	-	279,005,943	-	-	(48,467)
9/12/2003	W/H TAX DIV DD	(6,360)	-	(6,360)	-	-	278,999,583	-	-	(6,360)
9/19/2003	W/H TAX DIV AIG	(1,607)	-	(1,607)	-	-	278,997,976	-	-	(1,607)
9/23/2003	FIDELITY SPARTAN U S TREASURY MONEY MARKET	(14)	-	(14)	-	-	278,997,962	-	-	(14)
9/26/2003	W/H TAX DIV BAC	(11,595)	-	(11,595)	-	-	278,986,367	-	-	(11,595)
9/30/2003	W/H TAX DIV PEP	(6,276)	-	(6,276)	-	-	278,980,090	-	-	(6,276)
10/1/2003	W/H TAX DIV VIA.B	(1,883)	-	(1,883)	-	-	278,978,207	-	-	(1,883)
10/1/2003	W/H TAX DIV ONE	(6,710)	-	(6,710)	-	-	278,971,497	-	-	(6,710)
10/1/2003	W/H TAX DIV MRK	(7,887)	-	(7,887)	-	-	278,963,610	-	-	(7,887)
10/1/2003	W/H TAX DIV KO	(12,451)	-	(12,451)	-	-	278,951,159	-	-	(12,451)
10/8/2003	CHECK WIRE	10,000,000	10,000,000	-	-	-	288,951,159	-	-	-
10/8/2003	W/H TAX DIV HPQ	(5,616)	-	(5,616)	-	-	288,945,543	-	-	(5,616)
10/9/2003	W/H TAX DIV MO	(32,290)	-	(32,290)	-	-	288,913,253	-	-	(32,290)
10/14/2003	FIDELITY SPARTAN U S TREASURY MONEY MARKET	(8)	-	(8)	-	-	288,913,245	-	-	(8)
10/31/2003	CHECK WIRE	10,000,000	10,000,000	-	-	-	298,913,245	-	-	-
10/31/2003	W/H TAX DIV MWD	(4,970)	-	(4,970)	-	-	298,908,275	-	-	(4,970)
11/3/2003	W/H TAX DIV VZ	(21,494)	-	(21,494)	-	-	298,886,781	-	-	(21,494)
11/3/2003	W/H TAX DIV SBC	(6,663)	-	(6,663)	-	-	298,880,118	-	-	(6,663)
11/3/2003	W/H TAX DIV SBC	(18,824)	-	(18,824)	-	-	298,861,294	-	-	(18,824)
11/7/2003	W/H TAX DIV MSFT	(52,893)	-	(52,893)	-	-	298,808,401	-	-	(52,893)
11/14/2003	W/H TAX DIV PG	(17,793)	-	(17,793)	-	-	298,790,608	-	-	(17,793)
11/17/2003	W/H TAX DIV TXN	(1,141)	-	(1,141)	-	-	298,789,466	-	-	(1,141)
11/24/2003	W/H TAX DIV GS	(3,414)	-	(3,414)	-	-	298,786,052	-	-	(3,414)
11/25/2003	FIDELITY SPARTAN U S TREASURY MONEY MARKET	(14)	-	(14)	-	-	298,786,038	-	-	(14)
11/26/2003	W/H TAX DIV MER	(4,659)	-	(4,659)	-	-	298,781,379	-	-	(4,659)
11/26/2003	W/H TAX DIV C	(55,122)	-	(55,122)	-	-	298,726,258	-	-	(55,122)
12/1/2003	W/H TAX DIV WFC	(23,354)	-	(23,354)	-	-	298,702,903	-	-	(23,354)
12/1/2003	W/H TAX DIV INTC	(4,062)	-	(4,062)	-	-	298,698,842	-	-	(4,062)
12/1/2003	W/H TAX DIV MCD	(15,296)	-	(15,296)	-	-	298,683,545	-	-	(15,296)

BLMIS ACCOUNT NO. 1FN086 - KINGATE EURO FUND LTD

Column 1	Column 2	Column 3	Column 4	Column 5	Column 6	Column 7	Column 8	Column 9	Column 10	Column 11
Date	Transaction Description	Transaction Amount Reported in Customer Statement	Cash Deposits	Cash Withdrawals	Transfers of Principal In	Transfers of Principal Out	Balance of Principal	Preference Period Initial Transfers	Two Year Initial Transfers	Six Year Initial Transfers
12/4/2003	W/H TAX DIV PFE	(35,506)	-	(35,506)	-	-	298,648,040	-	-	(35,506)
12/5/2003	W/H TAX DIV G	(4,883)	-	(4,883)	-	-	298,643,157	-	-	(4,883)
12/9/2003	CHECK WIRE	15,000,000	15,000,000	-	-	-	313,643,157	-	-	-
12/9/2003	W/H TAX DIV BUD	(5,408)	-	(5,408)	-	-	313,637,749	-	-	(5,408)
12/9/2003	W/H TAX DIV JNJ	(21,633)	-	(21,633)	-	-	313,616,115	-	-	(21,633)
12/10/2003	W/H TAX DIV UTX	(4,780)	-	(4,780)	-	-	313,611,335	-	-	(4,780)
12/10/2003	W/H TAX DIV XOM	(50,749)	-	(50,749)	-	-	313,560,586	-	-	(50,749)
12/10/2003	W/H TAX DIV IBM	(8,304)	-	(8,304)	-	-	313,552,282	-	-	(8,304)
12/12/2003	W/H TAX DIV MMM	(4,310)	-	(4,310)	-	-	313,547,972	-	-	(4,310)
12/15/2003	W/H TAX DIV DD	(10,516)	-	(10,516)	-	-	313,537,456	-	-	(10,516)
12/16/2003	FIDELITY SPARTAN U S TREASURY MONEY MARKET	(2)	-	(2)	-	-	313,537,453	-	-	(2)
12/31/2003	FIDELITY SPARTAN U S TREASURY MONEY MARKET	(0)	-	(0)	-	-	313,537,453	-	-	(0)
1/2/2004	W/H TAX DIV ONE	(1,810)	-	(1,810)	-	-	313,535,643	-	-	(1,810)
1/2/2004	W/H TAX DIV PEP	(1,834)	-	(1,834)	-	-	313,533,809	-	-	(1,834)
1/5/2004	W/H TAX DIV WMT	(2,606)	-	(2,606)	-	-	313,531,203	-	-	(2,606)
1/6/2004	W/H TAX DIV DIS	(2,914)	-	(2,914)	-	-	313,528,289	-	-	(2,914)
1/7/2004	W/H TAX DIV HPQ	(1,641)	-	(1,641)	-	-	313,526,648	-	-	(1,641)
1/8/2004	FIDELITY SPARTAN U S TREASURY MONEY MARKET	(1)	-	(1)	-	-	313,526,647	-	-	(1)
1/9/2004	W/H TAX DIV MO	(9,436)	-	(9,436)	-	-	313,517,211	-	-	(9,436)
1/15/2004	FIDELITY SPARTAN U S TREASURY MONEY MARKET	(0)	-	(0)	-	-	313,517,211	-	-	(0)
1/30/2004	W/H TAX DIV MWD	(3,085)	-	(3,085)	-	-	313,514,126	-	-	(3,085)
2/2/2004	W/H TAX DIV SBC	(11,891)	-	(11,891)	-	-	313,502,235	-	-	(11,891)
2/2/2004	W/H TAX DIV VZ	(12,274)	-	(12,274)	-	-	313,489,961	-	-	(12,274)
2/17/2004	W/H TAX DIV PG	(18,608)	-	(18,608)	-	-	313,471,354	-	-	(18,608)
2/26/2004	W/H TAX DIV GS	(3,408)	-	(3,408)	-	-	313,467,946	-	-	(3,408)
2/27/2004	W/H TAX DIV MER	(4,798)	-	(4,798)	-	-	313,463,147	-	-	(4,798)
2/27/2004	W/H TAX DIV C	(63,252)	-	(63,252)	-	-	313,399,895	-	-	(63,252)
3/1/2004	W/H TAX DIV INTC	(7,927)	-	(7,927)	-	-	313,391,967	-	-	(7,927)
3/1/2004	W/H TAX DIV WFC	(23,311)	-	(23,311)	-	-	313,368,657	-	-	(23,311)
3/5/2004	W/H TAX DIV BA	(4,171)	-	(4,171)	-	-	313,364,485	-	-	(4,171)
3/5/2004	W/H TAX DIV PFE	(39,541)	-	(39,541)	-	-	313,324,945	-	-	(39,541)
3/5/2004	W/H TAX DIV G	(4,873)	-	(4,873)	-	-	313,320,071	-	-	(4,873)
3/9/2004	W/H TAX DIV BUD	(5,398)	-	(5,398)	-	-	313,314,673	-	-	(5,398)
3/9/2004	W/H TAX DIV JNJ	(21,797)	-	(21,797)	-	-	313,292,876	-	-	(21,797)
3/10/2004	W/H TAX DIV IBM	(8,288)	-	(8,288)	-	-	313,284,588	-	-	(8,288)
3/10/2004	W/H TAX DIV UTX	(3,006)	-	(3,006)	-	-	313,281,582	-	-	(3,006)
3/10/2004	W/H TAX DIV XOM	(50,651)	-	(50,651)	-	-	313,230,931	-	-	(50,651)
3/12/2004	W/H TAX DIV MMM	(5,565)	-	(5,565)	-	-	313,225,366	-	-	(5,565)
3/15/2004	W/H TAX DIV DD	(10,497)	-	(10,497)	-	-	313,214,869	-	-	(10,497)
4/6/2004	FIDELITY SPARTAN U S TREASURY MONEY MARKET	(46)	-	(46)	-	-	313,214,824	-	-	(46)
4/8/2004	FIDELITY SPARTAN U S TREASURY MONEY MARKET	(0)	-	(0)	-	-	313,214,824	-	-	(0)
4/19/2004	CHECK WIRE	(20,000,000)	-	(20,000,000)	-	-	293,214,824	-	-	(20,000,000)
4/19/2004	FIDELITY SPARTAN U S TREASURY MONEY MARKET	(0)	-	(0)	-	-	293,214,823	-	-	(0)
4/30/2004	W/H TAX DIV JPM	(5,051)	-	(5,051)	-	-	293,209,773	-	-	(5,051)
4/30/2004	W/H TAX DIV MWD	(6,576)	-	(6,576)	-	-	293,203,196	-	-	(6,576)
5/3/2004	W/H TAX DIV SBC	(24,911)	-	(24,911)	-	-	293,178,285	-	-	(24,911)
5/3/2004	W/H TAX DIV VZ	(25,319)	-	(25,319)	-	-	293,152,967	-	-	(25,319)
5/14/2004	W/H TAX DIV PG	(18,396)	-	(18,396)	-	-	293,134,571	-	-	(18,396)
5/17/2004	W/H TAX DIV TXN	(1,073)	-	(1,073)	-	-	293,133,498	-	-	(1,073)
5/26/2004	W/H TAX DIV MER	(4,625)	-	(4,625)	-	-	293,128,873	-	-	(4,625)
5/27/2004	W/H TAX DIV GS	(3,285)	-	(3,285)	-	-	293,125,588	-	-	(3,285)
5/28/2004	W/H TAX DIV C	(59,918)	-	(59,918)	-	-	293,065,670	-	-	(59,918)
6/1/2004	W/H TAX DIV WFC	(22,469)	-	(22,469)	-	-	293,043,200	-	-	(22,469)
6/1/2004	W/H TAX DIV INTC	(7,485)	-	(7,485)	-	-	293,035,715	-	-	(7,485)
6/4/2004	W/H TAX DIV PFE	(37,423)	-	(37,423)	-	-	292,998,291	-	-	(37,423)
6/4/2004	W/H TAX DIV G	(4,698)	-	(4,698)	-	-	292,993,594	-	-	(4,698)
6/7/2004	W/H TAX DIV WMT	(11,034)	-	(11,034)	-	-	292,982,560	-	-	(11,034)
6/7/2004	FIDELITY SPARTAN U S TREASURY MONEY MARKET	(19)	-	(19)	-	-	292,982,541	-	-	(19)
6/8/2004	W/H TAX DIV JNJ	(24,541)	-	(24,541)	-	-	292,958,000	-	-	(24,541)
6/9/2004	W/H TAX DIV BUD	(5,203)	-	(5,203)	-	-	292,952,796	-	-	(5,203)
6/10/2004	CHECK WIRE	10,000,000	10,000,000	-	-	-	302,952,796	-	-	-
6/10/2004	W/H TAX DIV IBM	(8,988)	-	(8,988)	-	-	302,943,809	-	-	(8,988)
6/10/2004	W/H TAX DIV UTX	(3,753)	-	(3,753)	-	-	302,940,056	-	-	(3,753)
6/10/2004	W/H TAX DIV XOM	(51,088)	-	(51,088)	-	-	302,888,968	-	-	(51,088)
6/11/2004	W/H TAX DIV BA	(3,217)	-	(3,217)	-	-	302,885,751	-	-	(3,217)

BLMIS ACCOUNT NO. 1FN086 - KINGATE EURO FUND LTD

Column 1	Column 2	Column 3	Column 4	Column 5	Column 6	Column 7	Column 8	Column 9	Column 10	Column 11
Date	Transaction Description	Transaction Amount Reported in Customer Statement	Cash Deposits	Cash Withdrawals	Transfers of Principal In	Transfers of Principal Out	Balance of Principal	Preference Period Initial Transfers	Two Year Initial Transfers	Six Year Initial Transfers
6/14/2004	W/H TAX DIV DD	(10,118)	-	(10,118)	-	-	302,875,633	-	-	(10,118)
6/14/2004	W/H TAX DIV MMM	(5,790)	-	(5,790)	-	-	302,869,843	-	-	(5,790)
6/18/2004	FIDELITY SPARTAN U S TREASURY MONEY MARKET	(1)	-	(1)	-	-	302,869,842	-	-	(1)
6/24/2004	W/H TAX DIV HD	(5,813)	-	(5,813)	-	-	302,864,028	-	-	(5,813)
6/30/2004	W/H TAX DIV PEP	(11,955)	-	(11,955)	-	-	302,852,073	-	-	(11,955)
7/1/2004	W/H TAX DIV KO	(18,466)	-	(18,466)	-	-	302,833,607	-	-	(18,466)
7/7/2004	W/H TAX DIV HPQ	(7,441)	-	(7,441)	-	-	302,826,166	-	-	(7,441)
7/9/2004	W/H TAX DIV MO	(42,135)	-	(42,135)	-	-	302,784,031	-	-	(42,135)
7/26/2004	W/H TAX DIV GE	(6,830)	-	(6,830)	-	-	302,777,201	-	-	(6,830)
8/18/2004	FIDELITY SPARTAN U S TREASURY MONEY MARKET	(91)	-	(91)	-	-	302,777,110	-	-	(91)
8/23/2004	FIDELITY SPARTAN U S TREASURY MONEY MARKET	(0)	-	(0)	-	-	302,777,109	-	-	(0)
9/7/2004	W/H TAX DIV WMT	(13,559)	-	(13,559)	-	-	302,763,551	-	-	(13,559)
9/10/2004	W/H TAX DIV UTX	(4,563)	-	(4,563)	-	-	302,758,987	-	-	(4,563)
9/13/2004	W/H TAX DIV MMM	(7,040)	-	(7,040)	-	-	302,751,947	-	-	(7,040)
9/14/2004	W/H TAX DIV MSFT	(28,441)	-	(28,441)	-	-	302,723,506	-	-	(28,441)
9/16/2004	W/H TAX DIV HD	(6,325)	-	(6,325)	-	-	302,717,181	-	-	(6,325)
9/17/2004	W/H TAX DIV AIG	(6,473)	-	(6,473)	-	-	302,710,708	-	-	(6,473)
9/24/2004	W/H TAX DIV BAC	(61,609)	-	(61,609)	-	-	302,649,098	-	-	(61,609)
9/30/2004	W/H TAX DIV PEP	(13,006)	-	(13,006)	-	-	302,636,092	-	-	(13,006)
10/1/2004	W/H TAX DIV KO	(20,090)	-	(20,090)	-	-	302,616,002	-	-	(20,090)
10/1/2004	W/H TAX DIV VIA.B	(3,491)	-	(3,491)	-	-	302,612,511	-	-	(3,491)
10/1/2004	W/H TAX DIV MRK	(28,275)	-	(28,275)	-	-	302,584,236	-	-	(28,275)
10/6/2004	W/H TAX DIV HPQ	(8,096)	-	(8,096)	-	-	302,576,140	-	-	(8,096)
10/12/2004	W/H TAX DIV MO	(49,972)	-	(49,972)	-	-	302,526,168	-	-	(49,972)
11/1/2004	CHECK WIRE	20,000,000	20,000,000	-	-	-	322,526,168	-	-	-
11/3/2004	FIDELITY SPARTAN U S TREASURY MONEY MARKET	(69)	-	(69)	-	-	322,526,100	-	-	(69)
11/4/2004	FIDELITY SPARTAN U S TREASURY MONEY MARKET	(0)	-	(0)	-	-	322,526,099	-	-	(0)
11/9/2004	FIDELITY SPARTAN U S TREASURY MONEY MARKET	(1)	-	(1)	-	-	322,526,099	-	-	(1)
11/24/2004	W/H TAX DIV MER	(2,642)	-	(2,642)	-	-	322,523,457	-	-	(2,642)
11/29/2004	CHECK WIRE	30,000,000	30,000,000	-	-	-	352,523,457	-	-	-
12/1/2004	W/H TAX DIV INTC	(4,349)	-	(4,349)	-	-	352,519,107	-	-	(4,349)
12/1/2004	W/H TAX DIV WFC	(13,691)	-	(13,691)	-	-	352,505,417	-	-	(13,691)
12/3/2004	W/H TAX DIV BA	(4,396)	-	(4,396)	-	-	352,501,020	-	-	(4,396)
12/3/2004	W/H TAX DIV PFE	(35,066)	-	(35,066)	-	-	352,465,954	-	-	(35,066)
12/7/2004	W/H TAX DIV JNJ	(8,844)	-	(8,844)	-	-	352,457,110	-	-	(8,844)
12/10/2004	W/H TAX DIV IBM	(8,353)	-	(8,353)	-	-	352,448,757	-	-	(8,353)
12/10/2004	W/H TAX DIV XOM	(48,138)	-	(48,138)	-	-	352,400,619	-	-	(48,138)
12/13/2004	FIDELITY SPARTAN U S TREASURY MONEY MARKET	(86)	-	(86)	-	-	352,400,533	-	-	(86)
12/14/2004	W/H TAX DIV DD	(9,403)	-	(9,403)	-	-	352,391,130	-	-	(9,403)
12/16/2004	FIDELITY SPARTAN U S TREASURY MONEY MARKET	(1)	-	(1)	-	-	352,391,129	-	-	(1)
12/21/2004	CHECK WIRE	30,000,000	30,000,000	-	-	-	382,391,129	-	-	-
12/31/2004	FIDELITY SPARTAN U S TREASURY MONEY MARKET	(7)	-	(7)	-	-	382,391,122	-	-	(7)
1/3/2005	W/H TAX DIV WMT	(4,976)	-	(4,976)	-	-	382,386,146	-	-	(4,976)
2/14/2005	W/H TAX DIV TXN	(1,591)	-	(1,591)	-	-	382,384,555	-	-	(1,591)
2/24/2005	W/H TAX DIV GS	(663)	-	(663)	-	-	382,383,892	-	-	(663)
2/25/2005	W/H TAX DIV C	(84,005)	-	(84,005)	-	-	382,299,887	-	-	(84,005)
2/28/2005	W/H TAX DIV MER	(5,359)	-	(5,359)	-	-	382,294,528	-	-	(5,359)
3/1/2005	W/H TAX DIV WFC	(30,547)	-	(30,547)	-	-	382,263,980	-	-	(30,547)
3/1/2005	W/H TAX DIV INTC	(18,690)	-	(18,690)	-	-	382,245,290	-	-	(18,690)
3/2/2005	CHECK WIRE	15,000,000	15,000,000	-	-	-	397,245,290	-	-	-
3/4/2005	W/H TAX DIV BA	(7,536)	-	(7,536)	-	-	397,237,754	-	-	(7,536)
3/4/2005	W/H TAX DIV G	(5,987)	-	(5,987)	-	-	397,231,767	-	-	(5,987)
3/7/2005	FIDELITY SPARTAN U S TREASURY MONEY MARKET	(71)	-	(71)	-	-	397,231,696	-	-	(71)
3/8/2005	W/H TAX DIV JNJ	(31,262)	-	(31,262)	-	-	397,200,434	-	-	(31,262)
3/8/2005	W/H TAX DIV PFE	(52,822)	-	(52,822)	-	-	397,147,612	-	-	(52,822)
3/9/2005	W/H TAX DIV BUD	(7,386)	-	(7,386)	-	-	397,140,226	-	-	(7,386)
3/10/2005	W/H TAX DIV IBM	(10,852)	-	(10,852)	-	-	397,129,374	-	-	(10,852)
3/10/2005	W/H TAX DIV XOM	(64,210)	-	(64,210)	-	-	397,065,164	-	-	(64,210)
3/10/2005	W/H TAX DIV UTX	(8,843)	-	(8,843)	-	-	397,056,321	-	-	(8,843)
3/10/2005	W/H TAX DIV MSFT	(32,021)	-	(32,021)	-	-	397,024,301	-	-	(32,021)
3/14/2005	W/H TAX DIV MMM	(12,661)	-	(12,661)	-	-	397,011,639	-	-	(12,661)
3/14/2005	W/H TAX DIV DD	(12,896)	-	(12,896)	-	-	396,998,744	-	-	(12,896)
3/18/2005	W/H TAX DIV AIG	(12,142)	-	(12,142)	-	-	396,986,602	-	-	(12,142)
3/24/2005	W/H TAX DIV HD	(8,039)	-	(8,039)	-	-	396,978,563	-	-	(8,039)
3/28/2005	W/H TAX DIV BAC	(67,071)	-	(67,071)	-	-	396,911,492	-	-	(67,071)

BLMIS ACCOUNT NO. 1FN086 - KINGATE EURO FUND LTD

Column 1	Column 2	Column 3	Column 4	Column 5	Column 6	Column 7	Column 8	Column 9	Column 10	Column 11
Date	Transaction Description	Transaction Amount Reported in Customer Statement	Cash Deposits	Cash Withdrawals	Transfers of Principal In	Transfers of Principal Out	Balance of Principal	Preference Period Initial Transfers	Two Year Initial Transfers	Six Year Initial Transfers
3/31/2005	W/H TAX DIV PEP	(14,637)	-	(14,637)	-	-	396,896,854	-	-	(14,637)
4/1/2005	W/H TAX DIV MRK	(30,547)	-	(30,547)	-	-	396,866,307	-	-	(30,547)
4/1/2005	W/H TAX DIV VIA.B	(4,455)	-	(4,455)	-	-	396,861,852	-	-	(4,455)
4/1/2005	W/H TAX DIV KO	(19,751)	-	(19,751)	-	-	396,842,101	-	-	(19,751)
4/7/2005	W/H TAX DIV HPQ	(4,414)	-	(4,414)	-	-	396,837,686	-	-	(4,414)
4/11/2005	W/H TAX DIV MO	(43,866)	-	(43,866)	-	-	396,793,821	-	-	(43,866)
4/13/2005	FIDELITY SPARTAN U S TREASURY MONEY MARKET	(35)	-	(35)	-	-	396,793,785	-	-	(35)
4/25/2005	W/H TAX DIV GE	(85,662)	-	(85,662)	-	-	396,708,124	-	-	(85,662)
5/23/2005	FIDELITY SPARTAN U S TREASURY MONEY MARKET	(21)	-	(21)	-	-	396,708,103	-	-	(21)
5/31/2005	FIDELITY SPARTAN U S TREASURY MONEY MARKET	(16)	-	(16)	-	-	396,708,087	-	-	(16)
5/31/2005	CHECK WIRE	(10,000,000)	-	(10,000,000)	-	-	386,708,087	-	-	(10,000,000)
6/6/2005	CHECK WIRE	(15,000,000)	-	(15,000,000)	-	-	371,708,087	-	-	(15,000,000)
6/6/2005	W/H TAX DIV WMT	(5,663)	-	(5,663)	-	-	371,702,424	-	-	(5,663)
6/9/2005	FIDELITY SPARTAN U S TREASURY MONEY MARKET	(2)	-	(2)	-	-	371,702,422	-	-	(2)
6/10/2005	W/H TAX DIV UTX	(2,694)	-	(2,694)	-	-	371,699,728	-	-	(2,694)
6/13/2005	W/H TAX DIV MMM	(3,857)	-	(3,857)	-	-	371,695,872	-	-	(3,857)
6/15/2005	CHECK WIRE	(10,000,000)	-	(10,000,000)	-	-	361,695,872	-	-	(10,000,000)
6/17/2005	W/H TAX DIV AIG	(9,400)	-	(9,400)	-	-	361,686,471	-	-	(9,400)
6/20/2005	FIDELITY SPARTAN U S TREASURY MONEY MARKET	(3)	-	(3)	-	-	361,686,468	-	-	(3)
6/23/2005	W/H TAX DIV HD	(6,297)	-	(6,297)	-	-	361,680,171	-	-	(6,297)
6/24/2005	W/H TAX DIV BAC	(52,512)	-	(52,512)	-	-	361,627,659	-	-	(52,512)
6/30/2005	W/H TAX DIV PEP	(12,810)	-	(12,810)	-	-	361,614,848	-	-	(12,810)
7/1/2005	W/H TAX DIV KO	(18,152)	-	(18,152)	-	-	361,596,696	-	-	(18,152)
7/1/2005	W/H TAX DIV ALL	(6,370)	-	(6,370)	-	-	361,590,326	-	-	(6,370)
7/1/2005	W/H TAX DIV MRK	(23,650)	-	(23,650)	-	-	361,566,676	-	-	(23,650)
7/1/2005	W/H TAX DIV VIA.B	(3,449)	-	(3,449)	-	-	361,563,227	-	-	(3,449)
7/6/2005	W/H TAX DIV HPQ	(6,779)	-	(6,779)	-	-	361,556,448	-	-	(6,779)
7/6/2005	CHECK WIRE	(10,000,000)	-	(10,000,000)	-	-	351,556,448	-	-	(10,000,000)
7/8/2005	W/H TAX DIV SLB	(3,812)	-	(3,812)	-	-	351,552,636	-	-	(3,812)
7/11/2005	W/H TAX DIV MO	(43,540)	-	(43,540)	-	-	351,509,096	-	-	(43,540)
7/13/2005	FIDELITY SPARTAN U S TREASURY MONEY MARKET	(12)	-	(12)	-	-	351,509,084	-	-	(12)
7/25/2005	W/H TAX DIV GE	(67,135)	-	(67,135)	-	-	351,441,949	-	-	(67,135)
8/8/2005	CHECK WIRE	15,000,000	15,000,000	-	-	-	366,441,949	-	-	-
9/8/2005	FIDELITY SPARTAN U S TREASURY MONEY MARKET	(116)	-	(116)	-	-	366,441,833	-	-	(116)
9/12/2005	FIDELITY SPARTAN U S TREASURY MONEY MARKET	(2)	-	(2)	-	-	366,441,832	-	-	(2)
9/30/2005	W/H TAX DIV PEP	(8,576)	-	(8,576)	-	-	366,433,255	-	-	(8,576)
9/30/2005	W/H TAX DIV S	(1,432)	-	(1,432)	-	-	366,431,823	-	-	(1,432)
10/3/2005	W/H TAX DIV KO	(24,088)	-	(24,088)	-	-	366,407,735	-	-	(24,088)
10/4/2005	CHECK WIRE	(60,000,000)	-	(60,000,000)	-	-	306,407,735	-	-	(60,000,000)
10/5/2005	W/H TAX DIV HPQ	(8,731)	-	(8,731)	-	-	306,399,003	-	-	(8,731)
10/7/2005	FIDELITY SPARTAN U S TREASURY MONEY MARKET	(92)	-	(92)	-	-	306,398,912	-	-	(92)
10/11/2005	W/H TAX DIV MO	(62,111)	-	(62,111)	-	-	306,336,801	-	-	(62,111)
10/12/2005	FIDELITY SPARTAN U S TREASURY MONEY MARKET	(6)	-	(6)	-	-	306,336,795	-	-	(6)
10/13/2005	FIDELITY SPARTAN U S TREASURY MONEY MARKET	(1)	-	(1)	-	-	306,336,794	-	-	(1)
10/14/2005	FIDELITY SPARTAN U S TREASURY MONEY MARKET	(0)	-	(0)	-	-	306,336,793	-	-	(0)
10/19/2005	FIDELITY SPARTAN U S TREASURY MONEY MARKET	(1)	-	(1)	-	-	306,336,792	-	-	(1)
10/25/2005	W/H TAX DIV GE	(64,595)	-	(64,595)	-	-	306,272,197	-	-	(64,595)
10/26/2005	FIDELITY SPARTAN U S TREASURY MONEY MARKET	(14)	-	(14)	-	-	306,272,183	-	-	(14)
10/26/2005	CHECK WIRE	(10,000,000)	-	(10,000,000)	-	-	296,272,183	-	-	(10,000,000)
10/31/2005	W/H TAX DIV MWD	(6,919)	-	(6,919)	-	-	296,265,264	-	-	(6,919)
11/15/2005	W/H TAX DIV PG	(34,939)	-	(34,939)	-	-	296,230,326	-	-	(34,939)
11/15/2005	W/H TAX DIV ABT	(10,570)	-	(10,570)	-	-	296,219,756	-	-	(10,570)
11/16/2005	CHECK WIRE	(40,000,000)	-	(40,000,000)	-	-	256,219,756	-	-	(40,000,000)
11/17/2005	FIDELITY SPARTAN U S TREASURY MONEY MARKET	(10)	-	(10)	-	-	256,219,745	-	-	(10)
11/21/2005	W/H TAX DIV GS	(3,999)	-	(3,999)	-	-	256,215,746	-	-	(3,999)
11/21/2005	W/H TAX DIV TXN	(1,794)	-	(1,794)	-	-	256,213,952	-	-	(1,794)
11/23/2005	W/H TAX DIV MER	(6,399)	-	(6,399)	-	-	256,207,553	-	-	(6,399)
11/23/2005	W/H TAX DIV C	(81,651)	-	(81,651)	-	-	256,125,902	-	-	(81,651)
11/30/2005	FIDELITY SPARTAN U S TREASURY MONEY MARKET	(8)	-	(8)	-	-	256,125,893	-	-	(8)
12/1/2005	W/H TAX DIV WFC	(31,611)	-	(31,611)	-	-	256,094,282	-	-	(31,611)
12/1/2005	W/H TAX DIV INTC	(17,497)	-	(17,497)	-	-	256,076,785	-	-	(17,497)
12/2/2005	W/H TAX DIV BA	(7,199)	-	(7,199)	-	-	256,069,586	-	-	(7,199)
12/6/2005	W/H TAX DIV PFE	(50,862)	-	(50,862)	-	-	256,018,724	-	-	(50,862)
12/8/2005	W/H TAX DIV MSFT	(23,881)	-	(23,881)	-	-	255,994,843	-	-	(23,881)
12/9/2005	W/H TAX DIV XOM	(66,109)	-	(66,109)	-	-	255,928,734	-	-	(66,109)

BLMIS ACCOUNT NO. 1FN086 - KINGATE EURO FUND LTD

Column 1	Column 2	Column 3	Column 4	Column 5	Column 6	Column 7	Column 8	Column 9	Column 10	Column 11
Date	Transaction Description	Transaction Amount Reported in Customer Statement	Cash Deposits	Cash Withdrawals	Transfers of Principal In	Transfers of Principal Out	Balance of Principal	Preference Period Initial Transfers	Two Year Initial Transfers	Six Year Initial Transfers
12/12/2005	W/H TAX DIV UTX	(7,391)	-	(7,391)	-	-	255,921,343	-	-	(7,391)
12/12/2005	W/H TAX DIV MMM	(10,885)	-	(10,885)	-	-	255,910,458	-	-	(10,885)
12/12/2005	W/H TAX DIV IBM	(11,518)	-	(11,518)	-	-	255,898,940	-	-	(11,518)
12/12/2005	W/H TAX DIV CVX	(33,291)	-	(33,291)	-	-	255,865,649	-	-	(33,291)
12/13/2005	W/H TAX DIV JNJ	(32,204)	-	(32,204)	-	-	255,833,444	-	-	(32,204)
12/15/2005	W/H TAX DIV KO	(18,633)	-	(18,633)	-	-	255,814,812	-	-	(18,633)
12/15/2005	W/H TAX DIV HD	(6,911)	-	(6,911)	-	-	255,807,901	-	-	(6,911)
12/15/2005	W/H TAX DIV TWX	(7,583)	-	(7,583)	-	-	255,800,318	-	-	(7,583)
12/16/2005	FIDELITY SPARTAN U S TREASURY MONEY MARKET	(1)	-	(1)	-	-	255,800,316	-	-	(1)
12/16/2005	W/H TAX DIV AIG	(12,526)	-	(12,526)	-	-	255,787,790	-	-	(12,526)
12/22/2005	FIDELITY SPARTAN U S TREASURY MONEY MARKET	(17)	-	(17)	-	-	255,787,773	-	-	(17)
12/23/2005	W/H TAX DIV BAC	(64,790)	-	(64,790)	-	-	255,722,983	-	-	(64,790)
12/30/2005	W/H TAX DIV S	(2,376)	-	(2,376)	-	-	255,720,607	-	-	(2,376)
12/30/2005	FIDELITY SPARTAN U S TREASURY MONEY MARKET	(4)	-	(4)	-	-	255,720,603	-	-	(4)
1/3/2006	W/H TAX DIV PEP	(14,225)	-	(14,225)	-	-	255,706,378	-	-	(14,225)
1/3/2006	W/H TAX DIV WMT	(7,982)	-	(7,982)	-	-	255,698,396	-	-	(7,982)
1/3/2006	W/H TAX DIV VIA.B	(3,628)	-	(3,628)	-	-	255,694,767	-	-	(3,628)
1/3/2006	W/H TAX DIV MRK	(27,356)	-	(27,356)	-	-	255,667,412	-	-	(27,356)
1/4/2006	W/H TAX DIV HPQ	(7,454)	-	(7,454)	-	-	255,659,957	-	-	(7,454)
1/6/2006	W/H TAX DIV DIS	(17,882)	-	(17,882)	-	-	255,642,075	-	-	(17,882)
1/13/2006	FIDELITY SPARTAN U S TREASURY MONEY MARKET	(18)	-	(18)	-	-	255,642,057	-	-	(18)
1/31/2006	W/H TAX DIV MS	(9,348)	-	(9,348)	-	-	255,632,709	-	-	(9,348)
1/31/2006	FIDELITY SPARTAN U S TREASURY MONEY MARKET	(29)	-	(29)	-	-	255,632,680	-	-	(29)
2/1/2006	W/H TAX DIV VZ	(8,456)	-	(8,456)	-	-	255,624,224	-	-	(8,456)
2/1/2006	W/H TAX DIV T	(9,720)	-	(9,720)	-	-	255,614,504	-	-	(9,720)
2/13/2006	W/H TAX DIV TXN	(1,526)	-	(1,526)	-	-	255,612,977	-	-	(1,526)
2/15/2006	W/H TAX DIV PG	(29,890)	-	(29,890)	-	-	255,583,088	-	-	(29,890)
2/15/2006	W/H TAX DIV ABT	(13,488)	-	(13,488)	-	-	255,569,600	-	-	(13,488)
2/23/2006	W/H TAX DIV GS	(3,606)	-	(3,606)	-	-	255,565,994	-	-	(3,606)
2/24/2006	W/H TAX DIV C	(78,312)	-	(78,312)	-	-	255,487,681	-	-	(78,312)
2/28/2006	FIDELITY SPARTAN U S TREASURY MONEY MARKET	(45)	-	(45)	-	-	255,487,637	-	-	(45)
2/28/2006	W/H TAX DIV MER	(7,213)	-	(7,213)	-	-	255,480,424	-	-	(7,213)
3/1/2006	FIDELITY SPARTAN U S TREASURY MONEY MARKET	(1)	-	(1)	-	-	255,480,423	-	-	(1)
3/1/2006	CHECK WIRE	(25,000,000)	-	(25,000,000)	-	-	230,480,423	-	-	(25,000,000)
3/1/2006	W/H TAX DIV INTC	(18,981)	-	(18,981)	-	-	230,461,442	-	-	(18,981)
3/1/2006	W/H TAX DIV WFC	(27,005)	-	(27,005)	-	-	230,434,438	-	-	(27,005)
3/3/2006	W/H TAX DIV BA	(7,790)	-	(7,790)	-	-	230,426,648	-	-	(7,790)
3/7/2006	W/H TAX DIV UPS	(13,156)	-	(13,156)	-	-	230,413,492	-	-	(13,156)
3/7/2006	W/H TAX DIV PFE	(55,941)	-	(55,941)	-	-	230,357,550	-	-	(55,941)
3/9/2006	W/H TAX DIV MSFT	(26,163)	-	(26,163)	-	-	230,331,388	-	-	(26,163)
3/10/2006	W/H TAX DIV CVX	(31,985)	-	(31,985)	-	-	230,299,402	-	-	(31,985)
3/10/2006	W/H TAX DIV TGT	(2,885)	-	(2,885)	-	-	230,296,517	-	-	(2,885)
3/10/2006	W/H TAX DIV XOM	(62,626)	-	(62,626)	-	-	230,233,891	-	-	(62,626)
3/10/2006	W/H TAX DIV IBM	(9,923)	-	(9,923)	-	-	230,223,969	-	-	(9,923)
3/10/2006	W/H TAX DIV UTX	(6,982)	-	(6,982)	-	-	230,216,987	-	-	(6,982)
3/10/2006	FIDELITY SPARTAN U S TREASURY MONEY MARKET	(3)	-	(3)	-	-	230,216,984	-	-	(3)
3/13/2006	W/H TAX DIV MMM	(10,617)	-	(10,617)	-	-	230,206,366	-	-	(10,617)
3/14/2006	W/H TAX DIV JNJ	(31,419)	-	(31,419)	-	-	230,174,948	-	-	(31,419)
3/15/2006	W/H TAX DIV TWX	(7,385)	-	(7,385)	-	-	230,167,562	-	-	(7,385)
3/16/2006	FIDELITY SPARTAN U S TREASURY MONEY MARKET	(1)	-	(1)	-	-	230,167,561	-	-	(1)
3/17/2006	W/H TAX DIV AIG	(11,836)	-	(11,836)	-	-	230,155,725	-	-	(11,836)
3/23/2006	W/H TAX DIV HD	(9,655)	-	(9,655)	-	-	230,146,070	-	-	(9,655)
3/24/2006	W/H TAX DIV BAC	(71,363)	-	(71,363)	-	-	230,074,707	-	-	(71,363)
3/30/2006	FIDELITY SPARTAN U S TREASURY MONEY MARKET	(24)	-	(24)	-	-	230,074,683	-	-	(24)
3/31/2006	W/H TAX DIV S	(2,290)	-	(2,290)	-	-	230,072,394	-	-	(2,290)
3/31/2006	FIDELITY SPARTAN U S TREASURY MONEY MARKET	(1)	-	(1)	-	-	230,072,393	-	-	(1)
3/31/2006	W/H TAX DIV PEP	(13,134)	-	(13,134)	-	-	230,059,259	-	-	(13,134)
4/3/2006	W/H TAX DIV WMT	(13,067)	-	(13,067)	-	-	230,046,192	-	-	(13,067)
4/3/2006	W/H TAX DIV MRK	(25,593)	-	(25,593)	-	-	230,020,600	-	-	(25,593)
4/3/2006	W/H TAX DIV KO	(19,692)	-	(19,692)	-	-	230,000,908	-	-	(19,692)
4/5/2006	W/H TAX DIV HPQ	(7,048)	-	(7,048)	-	-	229,993,859	-	-	(7,048)
4/5/2006	FIDELITY SPARTAN U S TREASURY MONEY MARKET	(1)	-	(1)	-	-	229,993,858	-	-	(1)
4/7/2006	FIDELITY SPARTAN U S TREASURY MONEY MARKET	(2)	-	(2)	-	-	229,993,857	-	-	(2)
4/7/2006	W/H TAX DIV SLB	(4,469)	-	(4,469)	-	-	229,989,387	-	-	-
4/10/2006	W/H TAX DIV MO	(51,635)	-	(51,635)	-	-	229,937,753	-	-	(51,635)

BLMIS ACCOUNT NO. 1FN086 - KINGATE EURO FUND LTD

Column 1	Column 2	Column 3	Column 4	Column 5	Column 6	Column 7	Column 8	Column 9	Column 10	Column 11
Date	Transaction Description	Transaction Amount Reported in Customer Statement	Cash Deposits	Cash Withdrawals	Transfers of Principal In	Transfers of Principal Out	Balance of Principal	Preference Period Initial Transfers	Two Year Initial Transfers	Six Year Initial Transfers
4/21/2006	FIDELITY SPARTAN U S TREASURY MONEY MARKET	(7)	-	(7)	-	-	229,937,746	-	-	(7)
4/25/2006	W/H TAX DIV GE	(83,547)	-	(83,547)	-	-	229,854,199	-	-	(83,547)
4/28/2006	CXL W/H TAX DIV SLB	4,469	-	4,469	-	-	229,858,668	-	-	-
4/28/2006	FIDELITY SPARTAN U S TREASURY MONEY MARKET	(11)	-	(11)	-	-	229,858,657	-	-	(11)
4/28/2006	W/H TAX DIV MDT	(3,537)	-	(3,537)	-	-	229,855,120	-	-	(3,537)
4/28/2006	W/H TAX DIV MS	(8,974)	-	(8,974)	-	-	229,846,147	-	-	(8,974)
5/1/2006	W/H TAX DIV T	(39,598)	-	(39,598)	-	-	229,806,548	-	-	(39,598)
5/1/2006	W/H TAX DIV JPM	(26,852)	-	(26,852)	-	-	229,779,697	-	-	(26,852)
5/1/2006	W/H TAX DIV VZ	(36,634)	-	(36,634)	-	-	229,743,063	-	-	(36,634)
5/2/2006	CHECK WIRE	10,000,000	10,000,000	-	-	-	239,743,063	-	-	-
5/5/2006	FIDELITY SPARTAN U S TREASURY MONEY MARKET	(5)	-	(5)	-	-	239,743,058	-	-	(5)
5/10/2006	W/H TAX DIV AXP	(4,653)	-	(4,653)	-	-	239,738,405	-	-	(4,653)
5/10/2006	FIDELITY SPARTAN U S TREASURY MONEY MARKET	(4)	-	(4)	-	-	239,738,401	-	-	(4)
5/15/2006	W/H TAX DIV PG	(31,767)	-	(31,767)	-	-	239,706,634	-	-	(31,767)
5/15/2006	W/H TAX DIV ABT	(13,890)	-	(13,890)	-	-	239,692,744	-	-	(13,890)
5/22/2006	W/H TAX DIV CAT	(5,303)	-	(5,303)	-	-	239,687,441	-	-	(5,303)
5/22/2006	W/H TAX DIV TXN	(1,496)	-	(1,496)	-	-	239,685,945	-	-	(1,496)
5/24/2006	W/H TAX DIV MER	(7,145)	-	(7,145)	-	-	239,678,801	-	-	(7,145)
5/25/2006	W/H TAX DIV GS	(4,847)	-	(4,847)	-	-	239,673,954	-	-	(4,847)
5/26/2006	W/H TAX DIV C	(75,998)	-	(75,998)	-	-	239,597,956	-	-	(75,998)
5/31/2006	W/H TAX DIV UPS	(13,032)	-	(13,032)	-	-	239,584,925	-	-	(13,032)
5/31/2006	FIDELITY SPARTAN U S TREASURY MONEY MARKET	(35)	-	(35)	-	-	239,584,889	-	-	(35)
6/1/2006	W/H TAX DIV WFC	(28,235)	-	(28,235)	-	-	239,556,654	-	-	(28,235)
6/1/2006	W/H TAX DIV INTC	(18,576)	-	(18,576)	-	-	239,538,078	-	-	(18,576)
6/2/2006	W/H TAX DIV BA	(7,716)	-	(7,716)	-	-	239,530,362	-	-	(7,716)
6/5/2006	W/H TAX DIV WMT	(13,403)	-	(13,403)	-	-	239,516,959	-	-	(13,403)
6/6/2006	W/H TAX DIV PFE	(56,242)	-	(56,242)	-	-	239,460,718	-	-	(56,242)
6/6/2006	W/H TAX DIV BMY	(17,061)	-	(17,061)	-	-	239,443,657	-	-	(17,061)
6/8/2006	W/H TAX DIV MSFT	(25,463)	-	(25,463)	-	-	239,418,194	-	-	(25,463)
6/9/2006	W/H TAX DIV XOM	(62,424)	-	(62,424)	-	-	239,355,770	-	-	(62,424)
6/12/2006	W/H TAX DIV MMM	(10,517)	-	(10,517)	-	-	239,345,253	-	-	(10,517)
6/12/2006	W/H TAX DIV IBM	(14,926)	-	(14,926)	-	-	239,330,327	-	-	(14,926)
6/12/2006	W/H TAX DIV UTX	(4,165)	-	(4,165)	-	-	239,326,162	-	-	(4,165)
6/13/2006	W/H TAX DIV JNJ	(35,365)	-	(35,365)	-	-	239,290,797	-	-	(35,365)
6/15/2006	FIDELITY SPARTAN U S TREASURY MONEY MARKET	(27)	-	(27)	-	-	239,290,770	-	-	(27)
6/15/2006	W/H TAX DIV TWX	(7,149)	-	(7,149)	-	-	239,283,621	-	-	(7,149)
6/22/2006	W/H TAX DIV HD	(10,288)	-	(10,288)	-	-	239,273,333	-	-	(10,288)
6/23/2006	W/H TAX DIV BAC	(74,303)	-	(74,303)	-	-	239,199,030	-	-	(74,303)
6/30/2006	FIDELITY SPARTAN U S TREASURY MONEY MARKET	(91)	-	(91)	-	-	239,198,940	-	-	(91)
6/30/2006	W/H TAX DIV S	(2,358)	-	(2,358)	-	-	239,196,582	-	-	(2,358)
6/30/2006	W/H TAX DIV PEP	(15,459)	-	(15,459)	-	-	239,181,123	-	-	(15,459)
7/3/2006	W/H TAX DIV KO	(14,060)	-	(14,060)	-	-	239,167,064	-	-	(14,060)
7/3/2006	W/H TAX DIV AIG	(12,431)	-	(12,431)	-	-	239,154,632	-	-	(12,431)
7/3/2006	W/H TAX DIV MRK	(26,063)	-	(26,063)	-	-	239,128,569	-	-	(26,063)
7/3/2006	W/H TAX DIV CVX	(37,151)	-	(37,151)	-	-	239,091,418	-	-	(37,151)
7/5/2006	W/H TAX DIV HPQ	(7,256)	-	(7,256)	-	-	239,084,161	-	-	(7,256)
7/7/2006	W/H TAX DIV SLB	(4,990)	-	(4,990)	-	-	239,079,171	-	-	-
7/10/2006	W/H TAX DIV MO	(36,283)	-	(36,283)	-	-	239,042,889	-	-	(36,283)
7/14/2006	FIDELITY SPARTAN U S TREASURY MONEY MARKET	(25)	-	(25)	-	-	239,042,864	-	-	(25)
7/21/2006	FIDELITY SPARTAN U S TREASURY MONEY MARKET	(6)	-	(6)	-	-	239,042,858	-	-	(6)
7/31/2006	W/H TAX DIV MS	(3,850)	-	(3,850)	-	-	239,039,008	-	-	(3,850)
7/31/2006	FIDELITY SPARTAN U S TREASURY MONEY MARKET	(10)	-	(10)	-	-	239,038,997	-	-	(10)
8/7/2006	CXL W/H TAX DIV SLB	4,990	-	4,990	-	-	239,043,987	-	-	-
8/15/2006	W/H TAX DIV PG	(24,118)	-	(24,118)	-	-	239,019,869	-	-	(24,118)
8/15/2006	W/H TAX DIV ABT	(5,959)	-	(5,959)	-	-	239,013,910	-	-	(5,959)
8/17/2006	FIDELITY SPARTAN U S TREASURY MONEY MARKET	(32)	-	(32)	-	-	239,013,878	-	-	(32)
8/21/2006	W/H TAX DIV TXN	(1,100)	-	(1,100)	-	-	239,012,778	-	-	(1,100)
8/21/2006	W/H TAX DIV CAT	(2,495)	-	(2,495)	-	-	239,010,283	-	-	(2,495)
8/23/2006	W/H TAX DIV MER	(5,257)	-	(5,257)	-	-	239,005,026	-	-	(5,257)
8/24/2006	W/H TAX DIV GS	(3,680)	-	(3,680)	-	-	239,001,346	-	-	(3,680)
8/25/2006	W/H TAX DIV C	(57,250)	-	(57,250)	-	-	238,944,096	-	-	(57,250)
9/1/2006	W/H TAX DIV BA	(5,677)	-	(5,677)	-	-	238,938,419	-	-	(5,677)
9/1/2006	W/H TAX DIV INTC	(13,759)	-	(13,759)	-	-	238,924,660	-	-	(13,759)
9/1/2006	W/H TAX DIV WFC	(22,373)	-	(22,373)	-	-	238,902,287	-	-	(22,373)
9/1/2006	FIDELITY SPARTAN U S TREASURY MONEY MARKET	(21)	-	(21)	-	-	238,902,267	-	-	(21)

BLMIS ACCOUNT NO. 1FN086 - KINGATE EURO FUND LTD

Column 1	Column 2	Column 3	Column 4	Column 5	Column 6	Column 7	Column 8	Column 9	Column 10	Column 11
Date	Transaction Description	Transaction Amount Reported in Customer Statement	Cash Deposits	Cash Withdrawals	Transfers of Principal In	Transfers of Principal Out	Balance of Principal	Preference Period Initial Transfers	Two Year Initial Transfers	Six Year Initial Transfers
9/5/2006	W/H TAX DIV PFE	(41,447)	-	(41,447)	-	-	238,860,820	-	-	(41,447)
9/5/2006	W/H TAX DIV WMT	(9,862)	-	(9,862)	-	-	238,850,958	-	-	(9,862)
9/6/2006	W/H TAX DIV UPS	(9,588)	-	(9,588)	-	-	238,841,370	-	-	(9,588)
9/11/2006	W/H TAX DIV IBM	(10,724)	-	(10,724)	-	-	238,830,646	-	-	(10,724)
9/11/2006	W/H TAX DIV XOM	(45,375)	-	(45,375)	-	-	238,785,272	-	-	(45,375)
9/11/2006	W/H TAX DIV CVX	(27,335)	-	(27,335)	-	-	238,757,936	-	-	(27,335)
9/11/2006	W/H TAX DIV UTX	(6,129)	-	(6,129)	-	-	238,751,807	-	-	(6,129)
9/12/2006	W/H TAX DIV JNJ	(26,021)	-	(26,021)	-	-	238,725,786	-	-	(26,021)
9/12/2006	W/H TAX DIV MMM	(7,738)	-	(7,738)	-	-	238,718,048	-	-	(7,738)
9/14/2006	W/H TAX DIV MSFT	(18,653)	-	(18,653)	-	-	238,699,395	-	-	(18,653)
9/15/2006	FIDELITY SPARTAN U S TREASURY MONEY MARKET	(19)	-	(19)	-	-	238,699,377	-	-	(19)
9/15/2006	W/H TAX DIV AIG	(10,061)	-	(10,061)	-	-	238,689,315	-	-	(10,061)
9/15/2006	W/H TAX DIV TWX	(5,616)	-	(5,616)	-	-	238,683,699	-	-	(5,616)
9/21/2006	W/H TAX DIV HD	(7,254)	-	(7,254)	-	-	238,676,444	-	-	(7,254)
9/22/2006	W/H TAX DIV BAC	(60,053)	-	(60,053)	-	-	238,616,391	-	-	(60,053)
9/27/2006	FIDELITY SPARTAN U S TREASURY MONEY MARKET	(16)	-	(16)	-	-	238,616,376	-	-	(16)
9/29/2006	W/H TAX DIV PEP	(11,629)	-	(11,629)	-	-	238,604,747	-	-	(11,629)
9/29/2006	W/H TAX DIV S	(1,764)	-	(1,764)	-	-	238,602,982	-	-	(1,764)
10/2/2006	W/H TAX DIV MRK	(19,177)	-	(19,177)	-	-	238,583,806	-	-	(19,177)
10/2/2006	W/H TAX DIV KO	(14,992)	-	(14,992)	-	-	238,568,814	-	-	(14,992)
10/4/2006	W/H TAX DIV HPQ	(5,215)	-	(5,215)	-	-	238,563,599	-	-	(5,215)
10/10/2006	W/H TAX DIV MO	(42,378)	-	(42,378)	-	-	238,521,221	-	-	(42,378)
10/17/2006	FIDELITY SPARTAN U S TREASURY MONEY MARKET	(8)	-	(8)	-	-	238,521,213	-	-	(8)
10/25/2006	FIDELITY SPARTAN U S TREASURY MONEY MARKET	(5)	-	(5)	-	-	238,521,208	-	-	(5)
10/25/2006	W/H TAX DIV GE	(61,275)	-	(61,275)	-	-	238,459,932	-	-	(61,275)
10/25/2006	CHECK WIRE	(5,000,000)	-	(5,000,000)	-	-	233,459,932	-	-	(5,000,000)
10/26/2006	FIDELITY SPARTAN U S TREASURY MONEY MARKET	(1)	-	(1)	-	-	233,459,931	-	-	(1)
10/27/2006	FIDELITY SPARTAN U S TREASURY MONEY MARKET	(2)	-	(2)	-	-	233,459,929	-	-	(2)
10/30/2006	FIDELITY SPARTAN U S TREASURY MONEY MARKET	(4)	-	(4)	-	-	233,459,925	-	-	(4)
10/31/2006	FIDELITY SPARTAN U S TREASURY MONEY MARKET	(1)	-	(1)	-	-	233,459,924	-	-	(1)
11/3/2006	CHECK WIRE	10,000,000	10,000,000	-	-	-	243,459,924	-	-	-
11/20/2006	W/H TAX DIV TXN	(1,886)	-	(1,886)	-	-	243,458,038	-	-	(1,886)
11/20/2006	FIDELITY SPARTAN U S TREASURY MONEY MARKET	(11)	-	(11)	-	-	243,458,028	-	-	(11)
11/22/2006	W/H TAX DIV C	(72,028)	-	(72,028)	-	-	243,386,000	-	-	(72,028)
11/22/2006	W/H TAX DIV MER	(6,934)	-	(6,934)	-	-	243,379,066	-	-	(6,934)
11/27/2006	FIDELITY SPARTAN U S TREASURY MONEY MARKET	(9)	-	(9)	-	-	243,379,057	-	-	(9)
11/30/2006	FIDELITY SPARTAN U S TREASURY MONEY MARKET	(1)	-	(1)	-	-	243,379,056	-	-	(1)
12/4/2006	CHECK WIRE	10,000,000	10,000,000	-	-	-	253,379,056	-	-	-
1/2/2007	W/H TAX DIV MRK	(25,279)	-	(25,279)	-	-	253,353,777	-	(25,279)	(25,279)
1/2/2007	W/H TAX DIV PEP	(15,416)	-	(15,416)	-	-	253,338,361	-	(15,416)	(15,416)
1/2/2007	W/H TAX DIV WMT	(12,742)	-	(12,742)	-	-	253,325,619	-	(12,742)	(12,742)
1/3/2007	W/H TAX DIV UTX	(8,085)	-	(8,085)	-	-	253,317,535	-	(8,085)	(8,085)
1/3/2007	W/H TAX DIV INTC	(17,282)	-	(17,282)	-	-	253,300,253	-	(17,282)	(17,282)
1/3/2007	W/H TAX DIV MSFT	(25,880)	-	(25,880)	-	-	253,274,373	-	(25,880)	(25,880)
1/3/2007	W/H TAX DIV AIG	(13,189)	-	(13,189)	-	-	253,261,184	-	(13,189)	(13,189)
1/3/2007	W/H TAX DIV TGT	(2,995)	-	(2,995)	-	-	253,258,188	-	(2,995)	(2,995)
1/3/2007	W/H TAX DIV MMM	(10,206)	-	(10,206)	-	-	253,247,982	-	(10,206)	(10,206)
1/3/2007	W/H TAX DIV BAC	(78,290)	-	(78,290)	-	-	253,169,691	-	(78,290)	(78,290)
1/3/2007	W/H TAX DIV TWX	(6,909)	-	(6,909)	-	-	253,162,783	-	(6,909)	(6,909)
1/3/2007	W/H TAX DIV WFC	(28,199)	-	(28,199)	-	-	253,134,584	-	(28,199)	(28,199)
1/3/2007	W/H TAX DIV MCD	(36,056)	-	(36,056)	-	-	253,098,529	-	(36,056)	(36,056)
1/3/2007	W/H TAX DIV HPQ	(6,773)	-	(6,773)	-	-	253,091,756	-	(6,773)	(6,773)
1/3/2007	W/H TAX DIV JNJ	(33,282)	-	(33,282)	-	-	253,058,474	-	(33,282)	(33,282)
1/3/2007	W/H TAX DIV WB	(33,527)	-	(33,527)	-	-	253,024,947	-	(33,527)	(33,527)
1/3/2007	FIDELITY SPARTAN U S TREASURY MONEY MARKET	(1)	-	(1)	-	-	253,024,946	-	(1)	(1)
1/3/2007	W/H TAX DIV XOM	(57,078)	-	(57,078)	-	-	252,967,868	-	(57,078)	(57,078)
1/3/2007	W/H TAX DIV EXC	(7,766)	-	(7,766)	-	-	252,960,102	-	(7,766)	(7,766)
1/3/2007	W/H TAX DIV KO	(19,470)	-	(19,470)	-	-	252,940,632	-	(19,470)	(19,470)
1/3/2007	W/H TAX DIV CVX	(34,613)	-	(34,613)	-	-	252,906,019	-	(34,613)	(34,613)
1/3/2007	W/H TAX DIV IBM	(13,572)	-	(13,572)	-	-	252,892,447	-	(13,572)	(13,572)
1/3/2007	FIDELITY SPARTAN U S TREASURY MONEY MARKET	(27)	-	(27)	-	-	252,892,420	-	(27)	(27)
1/3/2007	W/H TAX DIV S	(2,284)	-	(2,284)	-	-	252,890,136	-	(2,284)	(2,284)
1/3/2007	W/H TAX DIV PFE	(52,828)	-	(52,828)	-	-	252,837,309	-	(52,828)	(52,828)
1/3/2007	W/H TAX DIV HD	(14,131)	-	(14,131)	-	-	252,823,177	-	(14,131)	(14,131)
1/3/2007	W/H TAX DIV BA	(7,488)	-	(7,488)	-	-	252,815,689	-	(7,488)	(7,488)

BLMIS ACCOUNT NO. 1FN086 - KINGATE EURO FUND LTD

Column 1	Column 2	Column 3	Column 4	Column 5	Column 6	Column 7	Column 8	Column 9	Column 10	Column 11
Date	Transaction Description	Transaction Amount Reported in Customer Statement	Cash Deposits	Cash Withdrawals	Transfers of Principal In	Transfers of Principal Out	Balance of Principal	Preference Period Initial Transfers	Two Year Initial Transfers	Six Year Initial Transfers
1/4/2007	W/H TAX DIV UPS	(12,647)	-	(12,647)	-	-	252,803,042	-	(12,647)	(12,647)
1/10/2007	W/H TAX DIV MO	(15,172)	-	(15,172)	-	-	252,787,870	-	(15,172)	(15,172)
1/12/2007	W/H TAX DIV DIS	(20,050)	-	(20,050)	-	-	252,767,820	-	(20,050)	(20,050)
1/25/2007	W/H TAX DIV GE	(51,602)	-	(51,602)	-	-	252,716,218	-	(51,602)	(51,602)
1/29/2007	FIDELITY SPARTAN U S TREASURY MONEY MARKET	(42)	-	(42)	-	-	252,716,176	-	(42)	(42)
1/31/2007	FIDELITY SPARTAN U S TREASURY MONEY MARKET	(0)	-	(0)	-	-	252,716,176	-	(0)	(0)
2/2/2007	CHECK WIRE	10,000,000	10,000,000	-	-	-	262,716,176	-	-	-
2/6/2007	FIDELITY SPARTAN U S TREASURY MONEY MARKET	(7)	-	(7)	-	-	262,716,169	-	(7)	(7)
2/13/2007	FIDELITY SPARTAN U S TREASURY MONEY MARKET	(13)	-	(13)	-	-	262,716,156	-	(13)	(13)
2/16/2007	FIDELITY SPARTAN U S TREASURY MONEY MARKET	(5)	-	(5)	-	-	262,716,151	-	(5)	(5)
2/20/2007	FIDELITY SPARTAN U S TREASURY MONEY MARKET	(4)	-	(4)	-	-	262,716,147	-	(4)	(4)
2/22/2007	FIDELITY SPARTAN U S TREASURY MONEY MARKET	(1)	-	(1)	-	-	262,716,146	-	(1)	(1)
2/23/2007	FIDELITY SPARTAN U S TREASURY MONEY MARKET	(2)	-	(2)	-	-	262,716,144	-	(2)	(2)
2/27/2007	W/H TAX DIV CMCSA	(4)	-	(4)	-	-	262,716,140	-	(4)	(4)
2/28/2007	FIDELITY SPARTAN U S TREASURY MONEY MARKET	(5)	-	(5)	-	-	262,716,135	-	(5)	(5)
3/1/2007	W/H TAX DIV COP	(11,544)	-	(11,544)	-	-	262,704,591	-	(11,544)	(11,544)
3/6/2007	W/H TAX DIV UPS	(7,652)	-	(7,652)	-	-	262,696,938	-	(7,652)	(7,652)
3/9/2007	FIDELITY SPARTAN U S TREASURY MONEY MARKET	(9)	-	(9)	-	-	262,696,929	-	(9)	(9)
3/12/2007	W/H TAX DIV TGT	(1,789)	-	(1,789)	-	-	262,695,140	-	(1,789)	(1,789)
3/12/2007	W/H TAX DIV CVX	(10,796)	-	(10,796)	-	-	262,684,344	-	(10,796)	(10,796)
3/12/2007	W/H TAX DIV UTX	(2,631)	-	(2,631)	-	-	262,681,713	-	(2,631)	(2,631)
3/12/2007	W/H TAX DIV MMM	(9,474)	-	(9,474)	-	-	262,672,239	-	(9,474)	(9,474)
3/13/2007	W/H TAX DIV JNJ	(28,681)	-	(28,681)	-	-	262,643,557	-	(28,681)	(28,681)
3/15/2007	W/H TAX DIV TWX	(5,699)	-	(5,699)	-	-	262,637,858	-	(5,699)	(5,699)
3/15/2007	W/H TAX DIV WB	(27,633)	-	(27,633)	-	-	262,610,226	-	(27,633)	(27,633)
3/16/2007	W/H TAX DIV AIG	(10,991)	-	(10,991)	-	-	262,599,234	-	(10,991)	(10,991)
3/20/2007	FIDELITY SPARTAN U S TREASURY MONEY MARKET	(29)	-	(29)	-	-	262,599,205	-	(29)	(29)
3/22/2007	W/H TAX DIV HD	(12,213)	-	(12,213)	-	-	262,586,993	-	(12,213)	(12,213)
3/23/2007	W/H TAX DIV BAC	(64,937)	-	(64,937)	-	-	262,522,056	-	(64,937)	(64,937)
3/28/2007	FIDELITY SPARTAN U S TREASURY MONEY MARKET	(17)	-	(17)	-	-	262,522,039	-	(17)	(17)
3/30/2007	CHECK WIRE	10,000,000	10,000,000	-	-	-	272,522,039	-	-	-
3/30/2007	W/H TAX DIV PEP	(14,925)	-	(14,925)	-	-	272,507,114	-	(14,925)	(14,925)
3/30/2007	FIDELITY SPARTAN U S TREASURY MONEY MARKET	(6)	-	(6)	-	-	272,507,108	-	(6)	(6)
3/30/2007	W/H TAX DIV S	(2,186)	-	(2,186)	-	-	272,504,922	-	(2,186)	(2,186)
4/2/2007	W/H TAX DIV MRK	(25,578)	-	(25,578)	-	-	272,479,344	-	(25,578)	(25,578)
4/2/2007	W/H TAX DIV KO	(21,427)	-	(21,427)	-	-	272,457,917	-	(21,427)	(21,427)
4/2/2007	W/H TAX DIV WMT	(16,561)	-	(16,561)	-	-	272,441,356	-	(16,561)	(16,561)
4/4/2007	W/H TAX DIV HPQ	(6,789)	-	(6,789)	-	-	272,434,566	-	(6,789)	(6,789)
4/10/2007	W/H TAX DIV MO	(55,369)	-	(55,369)	-	-	272,379,197	-	(55,369)	(55,369)
4/18/2007	CHECK WIRE	10,000,000	10,000,000	-	-	-	282,379,197	-	-	-
4/19/2007	FIDELITY SPARTAN U S TREASURY MONEY MARKET	(65)	-	(65)	-	-	282,379,132	-	(65)	(65)
4/20/2007	FIDELITY SPARTAN U S TREASURY MONEY MARKET	(0)	-	(0)	-	-	282,379,131	-	(0)	(0)
4/25/2007	W/H TAX DIV GE	(75,299)	-	(75,299)	-	-	282,303,832	-	(75,299)	(75,299)
4/30/2007	CHECK WIRE	5,000,000	5,000,000	-	-	-	287,303,832	-	-	-
4/30/2007	CHECK WIRE	10,000,000	10,000,000	-	-	-	297,303,832	-	-	-
5/4/2007	W/H TAX DIV CVS	(2,008)	-	(2,008)	-	-	297,301,824	-	(2,008)	(2,008)
5/15/2007	W/H TAX DIV PG	(36,128)	-	(36,128)	-	-	297,265,696	-	(36,128)	(36,128)
5/21/2007	FIDELITY SPARTAN U S TREASURY MONEY MARKET	(8)	-	(8)	-	-	297,265,688	-	(8)	(8)
5/23/2007	W/H TAX DIV MER	(9,563)	-	(9,563)	-	-	297,256,125	-	(9,563)	(9,563)
5/24/2007	W/H TAX DIV GS	(2,756)	-	(2,756)	-	-	297,253,368	-	(2,756)	(2,756)
5/25/2007	W/H TAX DIV C	(85,251)	-	(85,251)	-	-	297,168,117	-	(85,251)	(85,251)
5/31/2007	FIDELITY SPARTAN U S TREASURY MONEY MARKET	(7)	-	(7)	-	-	297,168,111	-	(7)	(7)
6/1/2007	W/H TAX DIV BA	(8,823)	-	(8,823)	-	-	297,159,288	-	(8,823)	(8,823)
6/1/2007	W/H TAX DIV COP	(21,968)	-	(21,968)	-	-	297,137,320	-	(21,968)	(21,968)
6/1/2007	W/H TAX DIV INTC	(21,176)	-	(21,176)	-	-	297,116,144	-	(21,176)	(21,176)
6/1/2007	W/H TAX DIV WFC	(30,603)	-	(30,603)	-	-	297,085,541	-	(30,603)	(30,603)
6/4/2007	W/H TAX DIV WMT	(17,366)	-	(17,366)	-	-	297,068,175	-	(17,366)	(17,366)
6/5/2007	W/H TAX DIV UPS	(14,026)	-	(14,026)	-	-	297,054,148	-	(14,026)	(14,026)
6/5/2007	W/H TAX DIV PFE	(66,913)	-	(66,913)	-	-	296,987,235	-	(66,913)	(66,913)
6/6/2007	W/H TAX DIV TYC	(6,468)	-	(6,468)	-	-	296,980,767	-	-	-
6/11/2007	W/H TAX DIV IBM	(19,430)	-	(19,430)	-	-	296,961,337	-	(19,430)	(19,430)
6/11/2007	W/H TAX DIV XOM	(64,445)	-	(64,445)	-	-	296,896,892	-	(64,445)	(64,445)
6/11/2007	W/H TAX DIV UTX	(8,850)	-	(8,850)	-	-	296,888,042	-	(8,850)	(8,850)
6/11/2007	W/H TAX DIV CVX	(40,500)	-	(40,500)	-	-	296,847,542	-	(40,500)	(40,500)
6/12/2007	W/H TAX DIV JNJ	(38,676)	-	(38,676)	-	-	296,808,865	-	(38,676)	(38,676)

BLMIS ACCOUNT NO. 1FN086 - KINGATE EURO FUND LTD

Column 1	Column 2	Column 3	Column 4	Column 5	Column 6	Column 7	Column 8	Column 9	Column 10	Column 11
Date	Transaction Description	Transaction Amount Reported in Customer Statement	Cash Deposits	Cash Withdrawals	Transfers of Principal In	Transfers of Principal Out	Balance of Principal	Preference Period Initial Transfers	Two Year Initial Transfers	Six Year Initial Transfers
6/12/2007	W/H TAX DIV MMM	(11,658)	-	(11,658)	-	-	296,797,207	-	(11,658)	(11,658)
6/14/2007	W/H TAX DIV MSFT	(28,128)	-	(28,128)	-	-	296,769,079	-	(28,128)	(28,128)
6/15/2007	W/H TAX DIV WB	(34,003)	-	(34,003)	-	-	296,735,076	-	(34,003)	(34,003)
6/15/2007	W/H TAX DIV TWX	(6,897)	-	(6,897)	-	-	296,728,179	-	(6,897)	(6,897)
6/15/2007	FIDELITY SPARTAN U S TREASURY MONEY MARKET	(9)	-	(9)	-	-	296,728,170	-	(9)	(9)
6/15/2007	W/H TAX DIV AIG	(14,026)	-	(14,026)	-	-	296,714,143	-	(14,026)	(14,026)
6/21/2007	W/H TAX DIV HD	(15,028)	-	(15,028)	-	-	296,699,115	-	(15,028)	(15,028)
6/22/2007	W/H TAX DIV BAC	(81,608)	-	(81,608)	-	-	296,617,508	-	(81,608)	(81,608)
6/29/2007	W/H TAX DIV PEP	(20,093)	-	(20,093)	-	-	296,597,415	-	(20,093)	(20,093)
6/29/2007	W/H TAX DIV S	(2,353)	-	(2,353)	-	-	296,595,062	-	(2,353)	(2,353)
6/29/2007	FIDELITY SPARTAN U S TREASURY MONEY MARKET	(15)	-	(15)	-	-	296,595,047	-	(15)	(15)
7/2/2007	W/H TAX DIV MRK	(26,535)	-	(26,535)	-	-	296,568,513	-	(26,535)	(26,535)
7/2/2007	W/H TAX DIV KO	(22,034)	-	(22,034)	-	-	296,546,479	-	(22,034)	(22,034)
7/5/2007	W/H TAX DIV HPQ	(7,044)	-	(7,044)	-	-	296,539,436	-	(7,044)	(7,044)
7/10/2007	W/H TAX DIV MO	(46,722)	-	(46,722)	-	-	296,492,714	-	(46,722)	(46,722)
7/11/2007	CHECK WIRE	10,000,000	10,000,000	-	-	-	306,492,714	-	-	-
7/17/2007	CXL W/H TAX DIV TYC	6,468	-	6,468	-	-	306,499,182	-	-	-
7/17/2007	FIDELITY SPARTAN U S TREASURY MONEY MARKET	(7)	-	(7)	-	-	306,499,174	-	(7)	(7)
8/6/2007	FIDELITY SPARTAN U S TREASURY MONEY MARKET	(15)	-	(15)	-	-	306,499,159	-	(15)	(15)
8/9/2007	CHECK WIRE	15,000,000	15,000,000	-	-	-	321,499,159	-	-	-
8/24/2007	W/H TAX DIV C	(36,551)	-	(36,551)	-	-	321,462,608	-	(36,551)	(36,551)
9/4/2007	W/H TAX DIV WFC	(14,252)	-	(14,252)	-	-	321,448,356	-	(14,252)	(14,252)
9/4/2007	W/H TAX DIV INTC	(9,051)	-	(9,051)	-	-	321,439,304	-	(9,051)	(9,051)
9/4/2007	W/H TAX DIV WMT	(7,305)	-	(7,305)	-	-	321,431,999	-	(7,305)	(7,305)
9/5/2007	W/H TAX DIV PFE	(28,147)	-	(28,147)	-	-	321,403,852	-	(28,147)	(28,147)
9/7/2007	W/H TAX DIV BA	(3,576)	-	(3,576)	-	-	321,400,276	-	(3,576)	(3,576)
9/10/2007	W/H TAX DIV UTX	(4,495)	-	(4,495)	-	-	321,395,781	-	(4,495)	(4,495)
9/10/2007	W/H TAX DIV XOM	(27,266)	-	(27,266)	-	-	321,368,515	-	(27,266)	(27,266)
9/10/2007	W/H TAX DIV CVX	(17,037)	-	(17,037)	-	-	321,351,478	-	(17,037)	(17,037)
9/10/2007	W/H TAX DIV IBM	(7,663)	-	(7,663)	-	-	321,343,816	-	(7,663)	(7,663)
9/13/2007	W/H TAX DIV MSFT	(11,622)	-	(11,622)	-	-	321,332,194	-	(11,622)	(11,622)
9/14/2007	FIDELITY SPARTAN U S TREASURY MONEY MARKET	(92)	-	(92)	-	-	321,332,102	-	(92)	(92)
9/18/2007	FIDELITY SPARTAN U S TREASURY MONEY MARKET	(3)	-	(3)	-	-	321,332,100	-	(3)	(3)
9/20/2007	CHECK WIRE	5,000,000	5,000,000	-	-	-	326,332,100	-	-	-
9/26/2007	FIDELITY SPARTAN U S TREASURY MONEY MARKET	(8)	-	(8)	-	-	326,332,091	-	(8)	(8)
10/1/2007	W/H TAX DIV KO	(8,861)	-	(8,861)	-	-	326,323,230	-	(8,861)	(8,861)
10/10/2007	W/H TAX DIV MO	(20,478)	-	(20,478)	-	-	326,302,752	-	(20,478)	(20,478)
10/25/2007	W/H TAX DIV GE	(54,072)	-	(54,072)	-	-	326,248,680	-	(54,072)	(54,072)
10/29/2007	CHECK WIRE	45,000,000	45,000,000	-	-	-	371,248,680	-	-	-
10/31/2007	FIDELITY SPARTAN U S TREASURY MONEY MARKET	(57)	-	(57)	-	-	371,248,623	-	(57)	(57)
11/7/2007	FIDELITY SPARTAN U S TREASURY MONEY MARKET	(13)	-	(13)	-	-	371,248,610	-	(13)	(13)
11/13/2007	FIDELITY SPARTAN U S TREASURY MONEY MARKET	(7)	-	(7)	-	-	371,248,604	-	(7)	(7)
11/15/2007	FIDELITY SPARTAN U S TREASURY MONEY MARKET	(2)	-	(2)	-	-	371,248,601	-	(2)	(2)
11/21/2007	FIDELITY SPARTAN U S TREASURY MONEY MARKET	(3)	-	(3)	-	-	371,248,599	-	(3)	(3)
11/21/2007	W/H TAX DIV C	(24,716)	-	(24,716)	-	-	371,223,882	-	(24,716)	(24,716)
11/21/2007	W/H TAX DIV MER	(2,913)	-	(2,913)	-	-	371,220,970	-	(2,913)	(2,913)
11/23/2007	CHECK WIRE	30,000,000	30,000,000	-	-	-	401,220,970	-	-	-
11/30/2007	FIDELITY SPARTAN U S TREASURY MONEY MARKET	(8)	-	(8)	-	-	401,220,962	-	(8)	(8)
12/3/2007	W/H TAX DIV MCD	(25,535)	-	(25,535)	-	-	401,195,426	-	(25,535)	(25,535)
12/3/2007	W/H TAX DIV COP	(6,142)	-	(6,142)	-	-	401,189,285	-	(6,142)	(6,142)
12/10/2007	W/H TAX DIV EXC	(4,033)	-	(4,033)	-	-	401,185,251	-	(4,033)	(4,033)
12/10/2007	W/H TAX DIV UTX	(4,609)	-	(4,609)	-	-	401,180,642	-	(4,609)	(4,609)
12/10/2007	W/H TAX DIV CVX	(17,469)	-	(17,469)	-	-	401,163,173	-	(17,469)	(17,469)
12/11/2007	FIDELITY SPARTAN U S TREASURY MONEY MARKET	(14)	-	(14)	-	-	401,163,160	-	(14)	(14)
12/11/2007	W/H TAX DIV INJ	(33,030)	-	(33,030)	-	-	401,130,130	-	(33,030)	(33,030)
12/12/2007	W/H TAX DIV MMM	(9,859)	-	(9,859)	-	-	401,120,271	-	(9,859)	(9,859)
12/13/2007	W/H TAX DIV MSFT	(12,676)	-	(12,676)	-	-	401,107,595	-	(12,676)	(12,676)
12/20/2007	FIDELITY SPARTAN U S TREASURY MONEY MARKET	(4)	-	(4)	-	-	401,107,592	-	(4)	(4)
12/31/2007	FIDELITY SPARTAN U S TREASURY MONEY MARKET	(4)	-	(4)	-	-	401,107,588	-	(4)	(4)
1/2/2008	W/H TAX DIV HPQ	(1,981)	-	(1,981)	-	-	401,105,606	-	(1,981)	(1,981)
1/2/2008	W/H TAX DIV WMT	(5,059)	-	(5,059)	-	-	401,100,548	-	(5,059)	(5,059)
1/3/2008	W/H TAX DIV UPS	(6,050)	-	(6,050)	-	-	401,094,498	-	(6,050)	(6,050)
1/28/2008	FIDELITY SPARTAN U S TREASURY MONEY MARKET	(13)	-	(13)	-	-	401,094,485	-	(13)	(13)
2/1/2008	CHECK WIRE	10,000,000	10,000,000	-	-	-	411,094,485	-	-	-
2/20/2008	FIDELITY SPARTAN U S TREASURY MONEY MARKET	(10)	-	(10)	-	-	411,094,475	-	(10)	(10)

BLMIS ACCOUNT NO. 1FN086 - KINGATE EURO FUND LTD

Column 1	Column 2	Column 3	Column 4	Column 5	Column 6	Column 7	Column 8	Column 9	Column 10	Column 11
Date	Transaction Description	Transaction Amount Reported in Customer Statement	Cash Deposits	Cash Withdrawals	Transfers of Principal In	Transfers of Principal Out	Balance of Principal	Preference Period Initial Transfers	Two Year Initial Transfers	Six Year Initial Transfers
2/22/2008	W/H TAX DIV C	(29,870)	-	(29,870)	-	-	411,064,605	-	(29,870)	(29,870)
2/27/2008	CHECK WIRE	10,000,000	10,000,000	-	-	-	421,064,605	-	-	-
2/28/2008	W/H TAX DIV GS	(2,420)	-	(2,420)	-	-	421,062,185	-	(2,420)	(2,420)
3/3/2008	W/H TAX DIV WFC	(19,827)	-	(19,827)	-	-	421,042,358	-	(19,827)	(19,827)
3/3/2008	W/H TAX DIV INTC	(13,885)	-	(13,885)	-	-	421,028,473	-	(13,885)	(13,885)
3/3/2008	W/H TAX DIV COP	(13,812)	-	(13,812)	-	-	421,014,661	-	(13,812)	(13,812)
3/4/2008	W/H TAX DIV PFE	(39,827)	-	(39,827)	-	-	420,974,834	-	(39,827)	(39,827)
3/4/2008	W/H TAX DIV UPS	(8,557)	-	(8,557)	-	-	420,966,278	-	(8,557)	(8,557)
3/5/2008	CHECK WIRE	10,000,000	10,000,000	-	-	-	430,966,278	-	-	-
3/5/2008	W/H TAX DIV MER	(5,445)	-	(5,445)	-	-	430,960,832	-	(5,445)	(5,445)
3/7/2008	W/H TAX DIV BA	(5,532)	-	(5,532)	-	-	430,955,301	-	(5,532)	(5,532)
3/10/2008	W/H TAX DIV CVX	(23,060)	-	(23,060)	-	-	430,932,241	-	(23,060)	(23,060)
3/10/2008	W/H TAX DIV XOM	(36,301)	-	(36,301)	-	-	430,895,941	-	(36,301)	(36,301)
3/10/2008	W/H TAX DIV EXC	(6,050)	-	(6,050)	-	-	430,889,891	-	(6,050)	(6,050)
3/10/2008	W/H TAX DIV IBM	(10,372)	-	(10,372)	-	-	430,879,519	-	(10,372)	(10,372)
3/10/2008	W/H TAX DIV UTX	(6,085)	-	(6,085)	-	-	430,873,434	-	(6,085)	(6,085)
3/11/2008	W/H TAX DIV JNJ	(22,238)	-	(22,238)	-	-	430,851,196	-	(22,238)	(22,238)
3/12/2008	W/H TAX DIV MMM	(6,914)	-	(6,914)	-	-	430,844,282	-	(6,914)	(6,914)
3/13/2008	W/H TAX DIV MSFT	(16,543)	-	(16,543)	-	-	430,827,739	-	(16,543)	(16,543)
3/17/2008	W/H TAX DIV MCD	(8,427)	-	(8,427)	-	-	430,819,312	-	(8,427)	(8,427)
3/17/2008	W/H TAX DIV WB	(24,339)	-	(24,339)	-	-	430,794,973	-	(24,339)	(24,339)
3/17/2008	W/H TAX DIV TWX	(4,213)	-	(4,213)	-	-	430,790,760	-	(4,213)	(4,213)
3/17/2008	FIDELITY SPARTAN U S TREASURY MONEY MARKET	(29)	-	(29)	-	-	430,790,731	-	(29)	(29)
3/19/2008	FIDELITY SPARTAN U S TREASURY MONEY MARKET	(0)	-	(0)	-	-	430,790,731	-	(0)	(0)
3/24/2008	W/H TAX DIV AIG	(9,680)	-	(9,680)	-	-	430,781,051	-	(9,680)	(9,680)
3/27/2008	W/H TAX DIV HD	(7,001)	-	(7,001)	-	-	430,774,050	-	(7,001)	(7,001)
3/28/2008	W/H TAX DIV BAC	(53,103)	-	(53,103)	-	-	430,720,947	-	(53,103)	(53,103)
3/31/2008	W/H TAX DIV PEP	(11,020)	-	(11,020)	-	-	430,709,927	-	(11,020)	(11,020)
4/1/2008	W/H TAX DIV MRK	(15,765)	-	(15,765)	-	-	430,694,162	-	(15,765)	(15,765)
4/1/2008	W/H TAX DIV KO	(14,451)	-	(14,451)	-	-	430,679,711	-	(14,451)	(14,451)
4/2/2008	W/H TAX DIV HPQ	(3,872)	-	(3,872)	-	-	430,675,839	-	(3,872)	(3,872)
4/3/2008	CHECK WIRE	10,000,000	10,000,000	-	-	-	440,675,839	-	-	-
4/4/2008	FIDELITY SPARTAN U S TREASURY MONEY MARKET	(5)	-	(5)	-	-	440,675,834	-	(5)	(5)
4/4/2008	W/H TAX DIV KFT	(7,934)	-	(7,934)	-	-	440,667,900	-	(7,934)	(7,934)
4/7/2008	W/H TAX DIV WMT	(10,264)	-	(10,264)	-	-	440,657,636	-	(10,264)	(10,264)
4/10/2008	CHECK WIRE	16,000,000	16,000,000	-	-	-	456,657,636	-	-	-
4/23/2008	FIDELITY SPARTAN U S TREASURY MONEY MARKET	(7)	-	(7)	-	-	456,657,629	-	(7)	(7)
4/25/2008	W/H TAX DIV GE	(58,409)	-	(58,409)	-	-	456,599,220	-	(58,409)	(58,409)
4/25/2008	W/H TAX DIV MDT	(2,372)	-	(2,372)	-	-	456,596,848	-	(2,372)	(2,372)
4/30/2008	W/H TAX DIV JPM	(21,632)	-	(21,632)	-	-	456,575,216	-	(21,632)	(21,632)
4/30/2008	W/H TAX DIV MS	(4,696)	-	(4,696)	-	-	456,570,519	-	(4,696)	(4,696)
5/1/2008	W/H TAX DIV VZ	(21,079)	-	(21,079)	-	-	456,549,441	-	(21,079)	(21,079)
5/1/2008	W/H TAX DIV T	(41,114)	-	(41,114)	-	-	456,508,327	-	(41,114)	(41,114)
5/2/2008	W/H TAX DIV BK	(4,554)	-	(4,554)	-	-	456,503,773	-	(4,554)	(4,554)
5/2/2008	W/H TAX DIV CVS	(1,518)	-	(1,518)	-	-	456,502,255	-	(1,518)	(1,518)
5/9/2008	W/H TAX DIV AXP	(3,416)	-	(3,416)	-	-	456,498,839	-	(3,416)	(3,416)
5/15/2008	W/H TAX DIV ABT	(9,678)	-	(9,678)	-	-	456,489,162	-	(9,678)	(9,678)
5/15/2008	W/H TAX DIV PG	(21,506)	-	(21,506)	-	-	456,467,656	-	(21,506)	(21,506)
5/20/2008	W/H TAX DIV CAT	(3,985)	-	(3,985)	-	-	456,463,671	-	(3,985)	(3,985)
5/23/2008	W/H TAX DIV C	(27,325)	-	(27,325)	-	-	456,436,346	-	(27,325)	(27,325)
5/28/2008	FIDELITY SPARTAN U S TREASURY MONEY MARKET	(28)	-	(28)	-	-	456,436,318	-	(28)	(28)
5/29/2008	W/H TAX DIV GS	(2,214)	-	(2,214)	-	-	456,434,104	-	(2,214)	(2,214)
6/2/2008	W/H TAX DIV WMT	(18,271)	-	(18,271)	-	-	456,415,833	-	(18,271)	(18,271)
6/2/2008	W/H TAX DIV WFC	(32,531)	-	(32,531)	-	-	456,383,302	-	(32,531)	(32,531)
6/2/2008	W/H TAX DIV INTC	(13,947)	-	(13,947)	-	-	456,369,355	-	(13,947)	(13,947)
6/2/2008	W/H TAX DIV COP	(8,038)	-	(8,038)	-	-	456,361,316	-	(8,038)	(8,038)
6/3/2008	W/H TAX DIV UPS	(14,647)	-	(14,647)	-	-	456,346,670	-	(14,647)	(14,647)
6/3/2008	W/H TAX DIV PFE	(70,067)	-	(70,067)	-	-	456,276,603	-	(70,067)	(70,067)
6/6/2008	W/H TAX DIV BA	(9,468)	-	(9,468)	-	-	456,267,135	-	(9,468)	(9,468)
6/10/2008	W/H TAX DIV IBM	(22,192)	-	(22,192)	-	-	456,244,943	-	(22,192)	(22,192)
6/10/2008	W/H TAX DIV UTX	(10,415)	-	(10,415)	-	-	456,234,528	-	(10,415)	(10,415)
6/10/2008	W/H TAX DIV JNJ	(14,346)	-	(14,346)	-	-	456,220,181	-	(14,346)	(14,346)
6/10/2008	W/H TAX DIV CVX	(44,236)	-	(44,236)	-	-	456,175,946	-	(44,236)	(44,236)
6/10/2008	W/H TAX DIV XOM	(69,279)	-	(69,279)	-	-	456,106,667	-	(69,279)	(69,279)
6/10/2008	W/H TAX DIV EXC	(10,356)	-	(10,356)	-	-	456,096,311	-	(10,356)	(10,356)

BLMIS ACCOUNT NO. 1FN086 - KINGATE EURO FUND LTD

Column 1	Column 2	Column 3	Column 4	Column 5	Column 6	Column 7	Column 8	Column 9	Column 10	Column 11
Date	Transaction Description	Transaction Amount Reported in Customer Statement	Cash Deposits	Cash Withdrawals	Transfers of Principal In	Transfers of Principal Out	Balance of Principal	Preference Period Initial Transfers	Two Year Initial Transfers	Six Year Initial Transfers
6/12/2008	W/H TAX DIV MMM	(11,836)	-	(11,836)	-	-	456,084,475	-	(11,836)	(11,836)
6/12/2008	W/H TAX DIV MSFT	(28,317)	-	(28,317)	-	-	456,056,159	-	(28,317)	(28,317)
7/21/2008	FIDELITY SPARTAN U S TREASURY MONEY MARKET	(46)	-	(46)	-	-	456,056,113	-	(46)	(46)
7/23/2008	FIDELITY SPARTAN U S TREASURY MONEY MARKET	(1)	-	(1)	-	-	456,056,112	-	(1)	(1)
8/1/2008	W/H TAX DIV CVS	(2,264)	-	(2,264)	-	-	456,053,847	-	(2,264)	(2,264)
8/8/2008	FIDELITY SPARTAN U S TREASURY MONEY MARKET	(3)	-	(3)	-	-	456,053,844	-	(3)	(3)
8/13/2008	FIDELITY SPARTAN U S TREASURY MONEY MARKET	(0)	-	(0)	-	-	456,053,844	-	(0)	(0)
8/13/2008	CHECK WIRE	(20,000,000)	-	(20,000,000)	-	-	436,053,844	-	(20,000,000)	(20,000,000)
8/14/2008	CHECK WIRE	(10,000,000)	-	(10,000,000)	-	-	426,053,844	-	(10,000,000)	(10,000,000)
8/18/2008	CHECK WIRE	(30,000,000)	-	(30,000,000)	-	-	396,053,844	-	(30,000,000)	(30,000,000)
8/18/2008	FIDELITY SPARTAN U S TREASURY MONEY MARKET	(2)	-	(2)	-	-	396,053,842	-	(2)	(2)
8/20/2008	W/H TAX DIV CAT	(6,030)	-	(6,030)	-	-	396,047,812	-	(6,030)	(6,030)
8/22/2008	W/H TAX DIV C	(38,725)	-	(38,725)	-	-	396,009,087	-	(38,725)	(38,725)
8/28/2008	W/H TAX DIV GS	(2,872)	-	(2,872)	-	-	396,006,215	-	(2,872)	(2,872)
9/9/2008	CHECK WIRE	(20,000,000)	-	(20,000,000)	-	-	376,006,215	-	(20,000,000)	(20,000,000)
9/10/2008	CHECK WIRE	(10,000,000)	-	(10,000,000)	-	-	366,006,215	-	(10,000,000)	(10,000,000)
10/2/2008	W/H TAX DIV WFC	(21,619)	-	(21,619)	-	-	365,984,597	(21,619)	(21,619)	(21,619)
10/2/2008	W/H TAX DIV BAC	(93,279)	-	(93,279)	-	-	365,891,318	(93,279)	(93,279)	(93,279)
10/2/2008	W/H TAX DIV PEP	(21,653)	-	(21,653)	-	-	365,869,665	(21,653)	(21,653)	(21,653)
10/2/2008	FIDELITY SPARTAN U S TREASURY MONEY MARKET	(0)	-	(0)	-	-	365,869,665	(0)	(0)	(0)
10/2/2008	W/H TAX DIV BA	(6,564)	-	(6,564)	-	-	365,863,101	(6,564)	(6,564)	(6,564)
10/2/2008	W/H TAX DIV WMT	(17,795)	-	(17,795)	-	-	365,845,306	(17,795)	(17,795)	(17,795)
10/2/2008	W/H TAX DIV HD	(4,044)	-	(4,044)	-	-	365,841,263	(4,044)	(4,044)	(4,044)
10/2/2008	W/H TAX DIV TWX	(7,423)	-	(7,423)	-	-	365,833,839	(7,423)	(7,423)	(7,423)
10/2/2008	W/H TAX DIV JNJ	(42,302)	-	(42,302)	-	-	365,791,537	(42,302)	(42,302)	(42,302)
10/2/2008	FIDELITY SPARTAN U S TREASURY MONEY MARKET	(1)	-	(1)	-	-	365,791,536	(1)	(1)	(1)
10/2/2008	W/H TAX DIV COP	(16,388)	-	(16,388)	-	-	365,775,148	(16,388)	(16,388)	(16,388)
10/2/2008	W/H TAX DIV MSFT	(28,907)	-	(28,907)	-	-	365,746,241	(28,907)	(28,907)	(28,907)
10/2/2008	W/H TAX DIV PFE	(48,570)	-	(48,570)	-	-	365,697,671	(48,570)	(48,570)	(48,570)
10/2/2008	FIDELITY SPARTAN U S TREASURY MONEY MARKET	(8)	-	(8)	-	-	365,697,663	(8)	(8)	(8)
10/2/2008	W/H TAX DIV CVX	(44,190)	-	(44,190)	-	-	365,653,472	(44,190)	(44,190)	(44,190)
10/2/2008	FIDELITY SPARTAN U S TREASURY MONEY MARKET	(4)	-	(4)	-	-	365,653,468	(4)	(4)	(4)
10/2/2008	W/H TAX DIV XOM	(69,152)	-	(69,152)	-	-	365,584,316	(69,152)	(69,152)	(69,152)
10/2/2008	W/H TAX DIV BUD	(6,071)	-	(6,071)	-	-	365,578,245	(6,071)	(6,071)	(6,071)
10/2/2008	W/H TAX DIV MCD	(13,841)	-	(13,841)	-	-	365,564,403	(13,841)	(13,841)	(13,841)
10/2/2008	W/H TAX DIV INTC	(17,804)	-	(17,804)	-	-	365,546,600	(17,804)	(17,804)	(17,804)
10/2/2008	W/H TAX DIV UTX	(10,549)	-	(10,549)	-	-	365,536,050	(10,549)	(10,549)	(10,549)
10/2/2008	W/H TAX DIV UPS	(14,835)	-	(14,835)	-	-	365,521,215	(14,835)	(14,835)	(14,835)
10/2/2008	W/H TAX DIV AIG	(19,329)	-	(19,329)	-	-	365,501,886	(19,329)	(19,329)	(19,329)
10/2/2008	W/H TAX DIV MMM	(11,988)	-	(11,988)	-	-	365,489,898	(11,988)	(11,988)	(11,988)
10/2/2008	W/H TAX DIV EXC	(10,490)	-	(10,490)	-	-	365,479,409	(10,490)	(10,490)	(10,490)
10/2/2008	W/H TAX DIV QCOM	(2,724)	-	(2,724)	-	-	365,476,685	(2,724)	(2,724)	(2,724)
10/2/2008	W/H TAX DIV IBM	(15,383)	-	(15,383)	-	-	365,461,301	(15,383)	(15,383)	(15,383)
10/3/2008	CHECK WIRE	(40,000,000)	-	(40,000,000)	-	-	325,461,301	(40,000,000)	(40,000,000)	(40,000,000)
10/8/2008	CHECK WIRE	(15,000,000)	-	(15,000,000)	-	-	310,461,301	(15,000,000)	(15,000,000)	(15,000,000)
10/22/2008	CHECK WIRE	(50,000,000)	-	(50,000,000)	-	-	260,461,301	(50,000,000)	(50,000,000)	(50,000,000)
10/29/2008	CHECK WIRE	(30,000,000)	-	(30,000,000)	-	-	230,461,301	(30,000,000)	(30,000,000)	(30,000,000)
11/4/2008	W/H TAX DIV KO	(8,018)	-	(8,018)	-	-	230,453,284	(8,018)	(8,018)	(8,018)
11/4/2008	FIDELITY SPARTAN U S TREASURY MONEY MARKET	(0)	-	(0)	-	-	230,453,284	(0)	(0)	(0)
11/4/2008	W/H TAX DIV PM	(11,911)	-	(11,911)	-	-	230,441,372	(11,911)	(11,911)	(11,911)
11/4/2008	FIDELITY SPARTAN U S TREASURY MONEY MARKET	(0)	-	(0)	-	-	230,441,372	(0)	(0)	(0)
11/4/2008	FIDELITY SPARTAN U S TREASURY MONEY MARKET	(0)	-	(0)	-	-	230,441,372	(0)	(0)	(0)
11/4/2008	FIDELITY SPARTAN U S TREASURY MONEY MARKET	(0)	-	(0)	-	-	230,441,372	(0)	(0)	(0)
11/4/2008	W/H TAX DIV HPQ	(6,398)	-	(6,398)	-	-	230,434,974	(6,398)	(6,398)	(6,398)
11/4/2008	FIDELITY SPARTAN U S TREASURY MONEY MARKET	(0)	-	(0)	-	-	230,434,973	(0)	(0)	(0)
11/4/2008	W/H TAX DIV MRK	(26,194)	-	(26,194)	-	-	230,408,780	(26,194)	(26,194)	(26,194)
11/4/2008	W/H TAX DIV BAX	(4,563)	-	(4,563)	-	-	230,404,217	(4,563)	(4,563)	(4,563)
11/4/2008	W/H TAX DIV MO	(4,831)	-	(4,831)	-	-	230,399,386	(4,831)	(4,831)	(4,831)
11/28/2008	CHECK WIRE	(20,000,000)	-	(20,000,000)	-	-	210,399,386	(20,000,000)	(20,000,000)	(20,000,000)
12/3/2008	FIDELITY SPARTAN U S TREASURY MONEY MARKET	(1)	-	(1)	-	-	210,399,385	(1)	(1)	(1)
12/3/2008	FIDELITY SPARTAN U S TREASURY MONEY MARKET	(0)	-	(0)	-	-	210,399,385	(0)	(0)	(0)
12/3/2008	FIDELITY SPARTAN U S TREASURY MONEY MARKET	(1)	-	(1)	-	-	210,399,384	(1)	(1)	(1)
12/3/2008	FIDELITY SPARTAN U S TREASURY MONEY MARKET	(1)	-	(1)	-	-	210,399,383	(1)	(1)	(1)
12/3/2008	FIDELITY SPARTAN U S TREASURY MONEY MARKET	(0)	-	(0)	-	-	210,399,383	(0)	(0)	(0)
Total:			\$ 746,240,000	\$ (538,040,617)	\$ 10,200,000	\$ (8,000,000)	\$ 210,399,383	\$ (155,606,833)	\$ (248,979,674)	\$ (475,485,759)

SUBSEQUENT TRANSFERS FROM KINGATE EURO TO BD LUX

Column 1	Column 2
<u>Date</u>	<u>Amount</u>
6/1/2008	(470,870)
12/1/2008	(393,355)
Total:	\$ (864,225)

Exhibit W

BLMIS Account Name	BLMIS Account Number
BNP PARIBAS SECURITIES SERVICE ATTN: SYLVAIN FOSSEN	1FR032
BNP PARIBAS SECURITIES SERVICE ATTN: SYLVAIN FOSSEN	1FR036

BLMIS ACCOUNT NO. 1FR032 - BNP PARIBAS SECURITIES SERVICE ATTN: SYLVAIN FOSSEN

Column 1	Column 2	Column 3	Column 4	Column 5	Column 6	Column 7	Column 8	Column 9	Column 10	Column 11
Date	Transaction Description	Transaction Amount Reported in Customer Statement	Cash Deposits	Cash Withdrawals	Transfers of Principal In	Transfers of Principal Out	Balance of Principal	Preference Period Initial Transfers	Two Year Initial Transfers - Fictitious Profits	Six Year Initial Transfers - Fictitious Profits
11/24/1997	CHECK WIRE	8,000,000	8,000,000	-	-	-	8,000,000	-	-	-
12/12/1997	W/H TAX DIV MCD	(27)	-	(27)	-	-	7,999,973	-	-	-
12/15/1997	W/H TAX DIV KO	(167)	-	(167)	-	-	7,999,805	-	-	-
12/17/1997	FIDELITY SPARTAN U S TREASURY MONEY MARKET	(1)	-	(1)	-	-	7,999,804	-	-	-
12/19/1997	W/H TAX DIV AIG	(25)	-	(25)	-	-	7,999,779	-	-	-
12/24/1997	W/H TAX DIV NB	(131)	-	(131)	-	-	7,999,648	-	-	-
1/2/1998	CHECK WIRE	8,475,000	8,475,000	-	-	-	16,474,648	-	-	-
1/2/1998	W/H TAX DIV PEP	(93)	-	(93)	-	-	16,474,555	-	-	-
1/2/1998	W/H TAX DIV MRK	(263)	-	(263)	-	-	16,474,292	-	-	-
1/6/1998	CHECK WIRE	3,251,269	3,251,269	-	-	-	19,725,561	-	-	-
1/15/1998	W/H TAX DIV C	(127)	-	(127)	-	-	19,725,434	-	-	-
1/20/1998	FIDELITY SPARTAN U S TREASURY MONEY MARKET	(1)	-	(1)	-	-	19,725,432	-	-	-
1/21/1998	CHECK WIRE	24,594,000	24,594,000	-	-	-	44,319,432	-	-	-
2/5/1998	CHECK WIRE	8,959,688	8,959,688	-	-	-	53,279,121	-	-	-
2/19/1998	CHECK WIRE	2,772,780	2,772,780	-	-	-	56,051,901	-	-	-
2/19/1998	W/H TAX DIV CCI	(692)	-	(692)	-	-	56,051,208	-	-	-
2/24/1998	FIDELITY SPARTAN U S TREASURY MONEY MARKET	(15)	-	(15)	-	-	56,051,193	-	-	-
2/25/1998	W/H TAX DIV MER	(181)	-	(181)	-	-	56,051,013	-	-	-
3/2/1998	W/H TAX DIV INTC	(133)	-	(133)	-	-	56,050,879	-	-	-
3/2/1998	W/H TAX DIV F	(1,362)	-	(1,362)	-	-	56,049,517	-	-	-
3/6/1998	W/H TAX DIV BA	(449)	-	(449)	-	-	56,049,068	-	-	-
3/10/1998	W/H TAX DIV JNJ	(942)	-	(942)	-	-	56,048,126	-	-	-
3/10/1998	W/H TAX DIV MOB	(1,201)	-	(1,201)	-	-	56,046,926	-	-	-
3/10/1998	W/H TAX DIV AN	(1,204)	-	(1,204)	-	-	56,045,722	-	-	-
3/10/1998	W/H TAX DIV GM	(1,159)	-	(1,159)	-	-	56,044,563	-	-	-
3/10/1998	W/H TAX DIV XON	(2,721)	-	(2,721)	-	-	56,041,842	-	-	-
3/10/1998	W/H TAX DIV IBM	(512)	-	(512)	-	-	56,041,330	-	-	-
3/11/1998	W/H TAX DIV BAC	(777)	-	(777)	-	-	56,040,554	-	-	-
3/12/1998	W/H TAX DIV MMM	(687)	-	(687)	-	-	56,039,867	-	-	-
3/13/1998	W/H TAX DIV ARC	(643)	-	(643)	-	-	56,039,224	-	-	-
3/16/1998	W/H TAX DIV DD	(1,124)	-	(1,124)	-	-	56,038,100	-	-	-
3/17/1998	FIDELITY SPARTAN U S TREASURY MONEY MARKET	(4)	-	(4)	-	-	56,038,097	-	-	-
3/19/1998	TRANS TO 1FR03630 (1FR036)	(3,380,403)	-	-	-	(3,380,403)	52,657,693	-	-	-
4/3/1998	W/H TAX DIV SLB	(301)	-	(301)	-	-	52,657,392	-	-	-
4/6/1998	CHECK WIRE	6,274,091	6,274,091	-	-	-	58,931,483	-	-	-
4/6/1998	W/H TAX DIV WMT	(508)	-	(508)	-	-	58,930,976	-	-	-
4/15/1998	W/H TAX DIV HWP	(425)	-	(425)	-	-	58,930,551	-	-	-
4/22/1998	FIDELITY SPARTAN U S TREASURY MONEY MARKET	(5)	-	(5)	-	-	58,930,546	-	-	-
5/1/1998	W/H TAX DIV BEL	(1,722)	-	(1,722)	-	-	58,928,824	-	-	-
5/1/1998	W/H TAX DIV AIT	(1,006)	-	(1,006)	-	-	58,927,817	-	-	-
5/1/1998	W/H TAX DIV BMY	(1,121)	-	(1,121)	-	-	58,926,696	-	-	-
5/1/1998	W/H TAX DIV T	(1,582)	-	(1,582)	-	-	58,925,114	-	-	-
5/7/1998	CHECK WIRE	951,538	951,538	-	-	-	59,876,653	-	-	-
5/8/1998	W/H TAX DIV AXP	(323)	-	(323)	-	-	59,876,329	-	-	-
5/19/1998	FIDELITY SPARTAN U S TREASURY MONEY MARKET	(15)	-	(15)	-	-	59,876,314	-	-	-
5/22/1998	W/H TAX DIV DIS	(302)	-	(302)	-	-	59,876,012	-	-	-
6/5/1998	W/H TAX DIV BA	(448)	-	(448)	-	-	59,875,564	-	-	-
6/9/1998	W/H TAX DIV JNJ	(1,066)	-	(1,066)	-	-	59,874,498	-	-	-
6/10/1998	W/H TAX DIV IBM	(229)	-	(229)	-	-	59,874,268	-	-	-
6/10/1998	W/H TAX DIV XON	(2,178)	-	(2,178)	-	-	59,872,090	-	-	-
6/10/1998	W/H TAX DIV AN	(1,583)	-	(1,583)	-	-	59,870,507	-	-	-
6/10/1998	W/H TAX DIV GM	(785)	-	(785)	-	-	59,869,722	-	-	-
6/10/1998	W/H TAX DIV MOB	(462)	-	(462)	-	-	59,869,260	-	-	-
6/11/1998	FIDELITY SPARTAN U S TREASURY MONEY MARKET	(11)	-	(11)	-	-	59,869,249	-	-	-
6/11/1998	W/H TAX DIV BAC	(776)	-	(776)	-	-	59,868,474	-	-	-
6/12/1998	W/H TAX DIV DD	(1,306)	-	(1,306)	-	-	59,867,167	-	-	-
6/12/1998	W/H TAX DIV MCD	(198)	-	(198)	-	-	59,866,970	-	-	-
6/12/1998	W/H TAX DIV MMM	(684)	-	(684)	-	-	59,866,285	-	-	-
6/19/1998	W/H TAX DIV AIG	(174)	-	(174)	-	-	59,866,112	-	-	-
6/24/1998	CHECK WIRE	1,992,085	1,992,085	-	-	-	61,858,197	-	-	-
6/26/1998	W/H TAX DIV NB	(1,151)	-	(1,151)	-	-	61,857,046	-	-	-
6/30/1998	W/H TAX DIV PEP	(626)	-	(626)	-	-	61,856,420	-	-	-
6/30/1998	W/H TAX DIV NT	(102)	-	(102)	-	-	61,856,318	-	-	-

BLMIS ACCOUNT NO. 1FR032 - BNP PARIBAS SECURITIES SERVICE ATTN: SYLVAIN FOSSEN

Column 1	Column 2	Column 3	Column 4	Column 5	Column 6	Column 7	Column 8	Column 9	Column 10	Column 11
Date	Transaction Description	Transaction Amount Reported in Customer Statement	Cash Deposits	Cash Withdrawals	Transfers of Principal In	Transfers of Principal Out	Balance of Principal	Preference Period Initial Transfers	Two Year Initial Transfers - Fictitious Profits	Six Year Initial Transfers - Fictitious Profits
7/1/1998	AMOCO CORP CANCEL W/H	1,583	-	1,583	-	-	61,857,901	-	-	-
7/1/1998	AMOCO CORP W/H TAX DIV	(792)	-	(792)	-	-	61,857,109	-	-	-
7/1/1998	W/H TAX DIV KO	(1,194)	-	(1,194)	-	-	61,855,915	-	-	-
7/1/1998	W/H TAX DIV MRK	(1,712)	-	(1,712)	-	-	61,854,203	-	-	-
7/6/1998	CHECK WIRE	26,539,692	26,539,692	-	-	-	88,393,894	-	-	-
7/10/1998	W/H TAX DIV SLB	(301)	-	(301)	-	-	88,393,594	-	-	-
7/13/1998	W/H TAX DIV WMT	(557)	-	(557)	-	-	88,393,037	-	-	-
7/15/1998	W/H TAX DIV HWP	(542)	-	(542)	-	-	88,392,495	-	-	-
7/15/1998	W/H TAX DIV C	(833)	-	(833)	-	-	88,391,662	-	-	-
7/22/1998	FIDELITY SPARTAN U S TREASURY MONEY MARKET	(17)	-	(17)	-	-	88,391,645	-	-	-
7/27/1998	W/H TAX DIV GE	(3,137)	-	(3,137)	-	-	88,388,508	-	-	-
8/3/1998	W/H TAX DIV T	(1,706)	-	(1,706)	-	-	88,386,803	-	-	-
8/3/1998	W/H TAX DIV BEL	(1,921)	-	(1,921)	-	-	88,384,882	-	-	-
8/3/1998	W/H TAX DIV BMY	(1,251)	-	(1,251)	-	-	88,383,631	-	-	-
8/3/1998	W/H TAX DIV AIT	(1,052)	-	(1,052)	-	-	88,382,579	-	-	-
8/5/1998	FIDELITY SPARTAN U S TREASURY MONEY MARKET	(2)	-	(2)	-	-	88,382,577	-	-	-
8/7/1998	CHECK WIRE	1,489,387	1,489,387	-	-	-	89,871,964	-	-	-
8/10/1998	W/H TAX DIV AXP	(348)	-	(348)	-	-	89,871,616	-	-	-
9/4/1998	FIDELITY SPARTAN U S TREASURY MONEY MARKET	(4)	-	(4)	-	-	89,871,612	-	-	-
9/11/1998	W/H TAX DIV MCD	(243)	-	(243)	-	-	89,871,369	-	-	-
9/30/1998	W/H TAX DIV PEP	(227)	-	(227)	-	-	89,871,142	-	-	-
10/15/1998	FIDELITY SPARTAN U S TREASURY MONEY MARKET	(3)	-	(3)	-	-	89,871,138	-	-	-
11/23/1998	FIDELITY SPARTAN U S TREASURY MONEY MARKET	(4)	-	(4)	-	-	89,871,134	-	-	-
12/4/1998	CHECK WIRE	(1,134,309)	-	(1,134,309)	-	-	88,736,825	-	-	-
12/11/1998	W/H TAX DIV MCD	(144)	-	(144)	-	-	88,736,681	-	-	-
12/15/1998	W/H TAX DIV KO	(852)	-	(852)	-	-	88,735,829	-	-	-
12/16/1998	CHECK WIRE	(700,000)	-	(700,000)	-	-	88,035,829	-	-	-
12/18/1998	W/H TAX DIV AIG	(134)	-	(134)	-	-	88,035,695	-	-	-
12/22/1998	FIDELITY SPARTAN U S TREASURY MONEY MARKET	(21)	-	(21)	-	-	88,035,674	-	-	-
12/23/1998	W/H TAX DIV BAC	(1,800)	-	(1,800)	-	-	88,033,873	-	-	-
1/4/1999	W/H TAX DIV ONE	(1,013)	-	(1,013)	-	-	88,032,860	-	-	-
1/4/1999	W/H TAX DIV PEP	(442)	-	(442)	-	-	88,032,418	-	-	-
1/4/1999	W/H TAX DIV MRK	(1,507)	-	(1,507)	-	-	88,030,911	-	-	-
1/7/1999	CHECK WIRE	3,777,309	3,777,309	-	-	-	91,808,220	-	-	-
1/11/1999	W/H TAX DIV WMT	(393)	-	(393)	-	-	91,807,828	-	-	-
1/22/1999	FIDELITY SPARTAN U S TREASURY MONEY MARKET	(2)	-	(2)	-	-	91,807,826	-	-	-
2/16/1999	W/H TAX DIV PG	(1,165)	-	(1,165)	-	-	91,806,661	-	-	-
2/16/1999	W/H TAX DIV TXN	(133)	-	(133)	-	-	91,806,528	-	-	-
2/24/1999	FIDELITY SPARTAN U S TREASURY MONEY MARKET	(21)	-	(21)	-	-	91,806,507	-	-	-
2/26/1999	W/H TAX DIV C	(1,561)	-	(1,561)	-	-	91,804,946	-	-	-
3/1/1999	W/H TAX DIV F	(2,135)	-	(2,135)	-	-	91,802,811	-	-	-
3/1/1999	W/H TAX DIV INTC	(255)	-	(255)	-	-	91,802,556	-	-	-
3/1/1999	W/H TAX DIV WFC	(1,138)	-	(1,138)	-	-	91,801,419	-	-	-
3/3/1999	W/H TAX DIV BA	(513)	-	(513)	-	-	91,800,905	-	-	-
3/4/1999	FIDELITY SPARTAN U S TREASURY MONEY MARKET	(5)	-	(5)	-	-	91,800,901	-	-	-
3/8/1999	CHECK WIRE	1,495,273	1,495,273	-	-	-	93,296,173	-	-	-
3/9/1999	W/H TAX DIV JNJ	(1,261)	-	(1,261)	-	-	93,294,913	-	-	-
3/10/1999	W/H TAX DIV GM	(1,261)	-	(1,261)	-	-	93,293,652	-	-	-
3/10/1999	W/H TAX DIV XON	(2,490)	-	(2,490)	-	-	93,291,162	-	-	-
3/10/1999	W/H TAX DIV IBM	(819)	-	(819)	-	-	93,290,343	-	-	-
3/15/1999	W/H TAX DIV DD	(1,491)	-	(1,491)	-	-	93,288,852	-	-	-
3/22/1999	CHECK WIRE	8,901,431	8,901,431	-	-	-	102,190,283	-	-	-
3/31/1999	W/H TAX DIV PEP	(785)	-	(785)	-	-	102,189,498	-	-	-
3/31/1999	W/H TAX DIV MCD	(263)	-	(263)	-	-	102,189,235	-	-	-
4/1/1999	W/H TAX DIV ONE	(2,048)	-	(2,048)	-	-	102,187,187	-	-	-
4/1/1999	W/H TAX DIV KO	(1,623)	-	(1,623)	-	-	102,185,564	-	-	-
4/7/1999	CHECK WIRE	6,634,568	6,634,568	-	-	-	108,820,132	-	-	-
4/14/1999	FIDELITY SPARTAN U S TREASURY MONEY MARKET	(21)	-	(21)	-	-	108,820,111	-	-	-
4/19/1999	W/H TAX DIV WMT	(937)	-	(937)	-	-	108,819,174	-	-	-
4/26/1999	W/H TAX DIV GE	(915)	-	(915)	-	-	108,818,258	-	-	-
4/26/1999	CHECK WIRE	(318,816)	-	(318,816)	-	-	108,499,443	-	-	-
5/5/1999	FIDELITY SPARTAN U S TREASURY MONEY MARKET	(4)	-	(4)	-	-	108,499,439	-	-	-
5/11/1999	CHECK WIRE	6,165,519	6,165,519	-	-	-	114,664,958	-	-	-

BLMIS ACCOUNT NO. 1FR032 - BNP PARIBAS SECURITIES SERVICE ATTN: SYLVAIN FOSSEN

Column 1	Column 2	Column 3	Column 4	Column 5	Column 6	Column 7	Column 8	Column 9	Column 10	Column 11
Date	Transaction Description	Transaction Amount Reported in Customer Statement	Cash Deposits	Cash Withdrawals	Transfers of Principal In	Transfers of Principal Out	Balance of Principal	Preference Period Initial Transfers	Two Year Initial Transfers - Fictitious Profits	Six Year Initial Transfers - Fictitious Profits
5/14/1999	W/H TAX DIV PG	(279)	-	(279)	-	-	114,664,679	-	-	-
5/24/1999	W/H TAX DIV TXN	(24)	-	(24)	-	-	114,664,655	-	-	-
5/28/1999	W/H TAX DIV C	(353)	-	(353)	-	-	114,664,302	-	-	-
6/1/1999	W/H TAX DIV WFC	(760)	-	(760)	-	-	114,663,542	-	-	-
6/1/1999	W/H TAX DIV LU	(75)	-	(75)	-	-	114,663,468	-	-	-
6/1/1999	W/H TAX DIV F	(408)	-	(408)	-	-	114,663,060	-	-	-
6/1/1999	W/H TAX DIV INTC	(237)	-	(237)	-	-	114,662,823	-	-	-
6/2/1999	CHECK WIRE	2,183,289	2,183,289	-	-	-	116,846,112	-	-	-
6/4/1999	W/H TAX DIV BA	(610)	-	(610)	-	-	116,845,502	-	-	-
6/8/1999	W/H TAX DIV JUN	(1,670)	-	(1,670)	-	-	116,843,832	-	-	-
6/10/1999	W/H TAX DIV IBM	(515)	-	(515)	-	-	116,843,317	-	-	-
6/10/1999	W/H TAX DIV GM	(1,469)	-	(1,469)	-	-	116,841,848	-	-	-
6/10/1999	W/H TAX DIV MOB	(2,026)	-	(2,026)	-	-	116,839,822	-	-	-
6/10/1999	W/H TAX DIV XON	(4,484)	-	(4,484)	-	-	116,835,339	-	-	-
6/14/1999	W/H TAX DIV DD	(1,837)	-	(1,837)	-	-	116,833,501	-	-	-
6/16/1999	FIDELITY SPARTAN U S TREASURY MONEY MARKET	(11)	-	(11)	-	-	116,833,490	-	-	-
6/22/1999	CHECK WIRE	1,157,831	1,157,831	-	-	-	117,991,321	-	-	-
7/7/1999	CHECK WIRE	(824,606)	-	(824,606)	-	-	117,166,715	-	-	-
7/12/1999	W/H TAX DIV WMT	(573)	-	(573)	-	-	117,166,142	-	-	-
7/14/1999	W/H TAX DIV HWP	(419)	-	(419)	-	-	117,165,723	-	-	-
7/21/1999	FIDELITY SPARTAN U S TREASURY MONEY MARKET	(6)	-	(6)	-	-	117,165,716	-	-	-
7/26/1999	W/H TAX DIV GE	(3,038)	-	(3,038)	-	-	117,162,678	-	-	-
8/2/1999	W/H TAX DIV T	(1,802)	-	(1,802)	-	-	117,160,876	-	-	-
8/2/1999	W/H TAX DIV BEL	(1,577)	-	(1,577)	-	-	117,159,299	-	-	-
8/2/1999	W/H TAX DIV BMY	(1,092)	-	(1,092)	-	-	117,158,208	-	-	-
8/2/1999	W/H TAX DIV AIT	(884)	-	(884)	-	-	117,157,323	-	-	-
8/5/1999	W/H TAX DIV AIG	(7)	-	(7)	-	-	117,157,317	-	-	-
8/10/1999	W/H TAX DIV AXP	(258)	-	(258)	-	-	117,157,059	-	-	-
8/11/1999	CHECK WIRE	3,022,250	3,022,250	-	-	-	120,179,308	-	-	-
8/16/1999	W/H TAX DIV TXN	(33)	-	(33)	-	-	120,179,276	-	-	-
8/24/1999	CHECK WIRE	3,609,298	3,609,298	-	-	-	123,788,574	-	-	-
8/24/1999	FIDELITY SPARTAN U S TREASURY MONEY MARKET	(23)	-	(23)	-	-	123,788,551	-	-	-
8/27/1999	W/H TAX DIV C	(464)	-	(464)	-	-	123,788,087	-	-	-
9/1/1999	W/H TAX DIV F	(557)	-	(557)	-	-	123,787,530	-	-	-
9/1/1999	W/H TAX DIV LU	(61)	-	(61)	-	-	123,787,469	-	-	-
9/1/1999	W/H TAX DIV INTC	(103)	-	(103)	-	-	123,787,365	-	-	-
9/1/1999	W/H TAX DIV WFC	(332)	-	(332)	-	-	123,787,034	-	-	-
9/3/1999	W/H TAX DIV BA	(134)	-	(134)	-	-	123,786,900	-	-	-
9/7/1999	W/H TAX DIV JUN	(763)	-	(763)	-	-	123,786,137	-	-	-
9/8/1999	CHECK WIRE	860,940	860,940	-	-	-	124,647,077	-	-	-
9/10/1999	W/H TAX DIV MOB	(436)	-	(436)	-	-	124,646,641	-	-	-
9/10/1999	W/H TAX DIV GM	(319)	-	(319)	-	-	124,646,322	-	-	-
9/10/1999	W/H TAX DIV XON	(993)	-	(993)	-	-	124,645,329	-	-	-
9/10/1999	W/H TAX DIV IBM	(214)	-	(214)	-	-	124,645,115	-	-	-
9/13/1999	W/H TAX DIV DD	(402)	-	(402)	-	-	124,644,713	-	-	-
9/13/1999	W/H TAX DIV MMM	(436)	-	(436)	-	-	124,644,277	-	-	-
9/15/1999	W/H TAX DIV MCD	(321)	-	(321)	-	-	124,643,956	-	-	-
9/17/1999	W/H TAX DIV AIG	(382)	-	(382)	-	-	124,643,574	-	-	-
9/20/1999	TRANS TO 1FR03630 (1FR036)	(20,000,000)	-	-	-	(20,000,000)	104,643,574	-	-	-
9/24/1999	W/H TAX DIV BAC	(3,842)	-	(3,842)	-	-	104,639,731	-	-	-
9/30/1999	FIDELITY SPARTAN U S TREASURY MONEY MARKET	(48)	-	(48)	-	-	104,639,684	-	-	-
9/30/1999	W/H TAX DIV PEP	(974)	-	(974)	-	-	104,638,709	-	-	-
10/1/1999	W/H TAX DIV ONE	(2,370)	-	(2,370)	-	-	104,636,339	-	-	-
10/1/1999	W/H TAX DIV KO	(1,948)	-	(1,948)	-	-	104,634,392	-	-	-
10/1/1999	W/H TAX DIV MRK	(3,421)	-	(3,421)	-	-	104,630,970	-	-	-
10/8/1999	CHECK WIRE	1,141,497	1,141,497	-	-	-	105,772,467	-	-	-
10/12/1999	W/H TAX DIV WMT	(1,092)	-	(1,092)	-	-	105,771,375	-	-	-
10/13/1999	W/H TAX DIV HWP	(695)	-	(695)	-	-	105,770,680	-	-	-
10/20/1999	FIDELITY SPARTAN U S TREASURY MONEY MARKET	(4)	-	(4)	-	-	105,770,676	-	-	-
10/25/1999	W/H TAX DIV GE	(4,886)	-	(4,886)	-	-	105,765,790	-	-	-
10/29/1999	TRANS TO 1FR03630 (1FR036)	(26,000,000)	-	-	-	(26,000,000)	79,765,790	-	-	-
11/1/1999	W/H TAX DIV T	(2,951)	-	(2,951)	-	-	79,762,839	-	-	-
11/1/1999	W/H TAX DIV AIT	(1,694)	-	(1,694)	-	-	79,761,145	-	-	-

BLMIS ACCOUNT NO. 1FR032 - BNP PARIBAS SECURITIES SERVICE ATTN: SYLVAIN FOSSEN

Column 1	Column 2	Column 3	Column 4	Column 5	Column 6	Column 7	Column 8	Column 9	Column 10	Column 11
Date	Transaction Description	Transaction Amount Reported in Customer Statement	Cash Deposits	Cash Withdrawals	Transfers of Principal In	Transfers of Principal Out	Balance of Principal	Preference Period Initial Transfers	Two Year Initial Transfers - Fictitious Profits	Six Year Initial Transfers - Fictitious Profits
11/1/1999	W/H TAX DIV BEL	(2,531)	-	(2,531)	-	-	79,758,614	-	-	-
11/1/1999	W/H TAX DIV BMY	(1,821)	-	(1,821)	-	-	79,756,793	-	-	-
11/10/1999	W/H TAX DIV AXP	(428)	-	(428)	-	-	79,756,365	-	-	-
11/17/1999	FIDELITY SPARTAN U S TREASURY MONEY MARKET	(3)	-	(3)	-	-	79,756,362	-	-	-
12/3/1999	W/H TAX DIV BA	(223)	-	(223)	-	-	79,756,139	-	-	-
12/7/1999	CHECK WIRE	(10,700,000)	-	(10,700,000)	-	-	69,056,139	-	-	-
12/7/1999	W/H TAX DIV JNJ	(638)	-	(638)	-	-	69,055,501	-	-	-
12/10/1999	W/H TAX DIV MOB	(779)	-	(779)	-	-	69,054,723	-	-	-
12/10/1999	W/H TAX DIV GM	(569)	-	(569)	-	-	69,054,153	-	-	-
12/10/1999	W/H TAX DIV IBM	(383)	-	(383)	-	-	69,053,771	-	-	-
12/10/1999	W/H TAX DIV XON	(1,853)	-	(1,853)	-	-	69,051,917	-	-	-
12/13/1999	W/H TAX DIV MMM	(779)	-	(779)	-	-	69,051,138	-	-	-
12/14/1999	W/H TAX DIV DD	(598)	-	(598)	-	-	69,050,540	-	-	-
12/17/1999	W/H TAX DIV DIS	(717)	-	(717)	-	-	69,049,823	-	-	-
12/28/1999	CHECK WIRE	(400,000)	-	(400,000)	-	-	68,649,823	-	-	-
12/31/1999	FIDELITY SPARTAN U S TREASURY MONEY MARKET	(40)	-	(40)	-	-	68,649,783	-	-	-
1/6/2000	CHECK WIRE	706,000	706,000	-	-	-	69,355,783	-	-	-
1/11/2000	FIDELITY SPARTAN U S TREASURY MONEY MARKET	(3)	-	(3)	-	-	69,355,780	-	-	-
1/20/2000	CHECK WIRE	352,000	352,000	-	-	-	69,707,780	-	-	-
2/1/2000	W/H TAX DIV BEL	(708)	-	(708)	-	-	69,707,072	-	-	-
2/14/2000	W/H TAX DIV TXN	(103)	-	(103)	-	-	69,706,969	-	-	-
2/15/2000	W/H TAX DIV PG	(1,291)	-	(1,291)	-	-	69,705,678	-	-	-
2/24/2000	FIDELITY SPARTAN U S TREASURY MONEY MARKET	(25)	-	(25)	-	-	69,705,653	-	-	-
2/25/2000	W/H TAX DIV C	(1,643)	-	(1,643)	-	-	69,704,010	-	-	-
3/1/2000	W/H TAX DIV INTC	(305)	-	(305)	-	-	69,703,706	-	-	-
3/1/2000	W/H TAX DIV F	(1,859)	-	(1,859)	-	-	69,701,846	-	-	-
3/1/2000	W/H TAX DIV LU	(182)	-	(182)	-	-	69,701,664	-	-	-
3/1/2000	W/H TAX DIV WFC	(1,085)	-	(1,085)	-	-	69,700,579	-	-	-
3/3/2000	W/H TAX DIV BA	(396)	-	(396)	-	-	69,700,183	-	-	-
3/6/2000	CHECK WIRE	370,000	370,000	-	-	-	70,070,183	-	-	-
3/7/2000	W/H TAX DIV JNJ	(1,189)	-	(1,189)	-	-	70,068,994	-	-	-
3/10/2000	W/H TAX DIV XOM	(4,624)	-	(4,624)	-	-	70,064,370	-	-	-
3/10/2000	W/H TAX DIV GM	(971)	-	(971)	-	-	70,063,399	-	-	-
3/10/2000	W/H TAX DIV IBM	(641)	-	(641)	-	-	70,062,759	-	-	-
3/10/2000	FIDELITY SPARTAN U S TREASURY MONEY MARKET	(11)	-	(11)	-	-	70,062,747	-	-	-
3/14/2000	W/H TAX DIV DD	(1,117)	-	(1,117)	-	-	70,061,630	-	-	-
3/23/2000	W/H TAX DIV HD	(87)	-	(87)	-	-	70,061,543	-	-	-
3/31/2000	W/H TAX DIV PEP	(381)	-	(381)	-	-	70,061,163	-	-	-
4/3/2000	W/H TAX DIV KO	(1,296)	-	(1,296)	-	-	70,059,867	-	-	-
4/6/2000	CHECK WIRE	4,200,000	4,200,000	-	-	-	74,259,867	-	-	-
4/10/2000	W/H TAX DIV WMT	(838)	-	(838)	-	-	74,259,028	-	-	-
4/20/2000	CHECK WIRE	360,000	360,000	-	-	-	74,619,028	-	-	-
4/25/2000	W/H TAX DIV GE	(1,290)	-	(1,290)	-	-	74,617,738	-	-	-
4/28/2000	W/H TAX DIV MWD	(172)	-	(172)	-	-	74,617,566	-	-	-
4/28/2000	FIDELITY SPARTAN U S TREASURY MONEY MARKET	(14)	-	(14)	-	-	74,617,551	-	-	-
5/12/2000	FIDELITY SPARTAN U S TREASURY MONEY MARKET	(7)	-	(7)	-	-	74,617,544	-	-	-
5/31/2000	CHECK WIRE	(3,000,000)	-	(3,000,000)	-	-	71,617,544	-	-	-
6/1/2000	W/H TAX DIV WFC	(512)	-	(512)	-	-	71,617,033	-	-	-
6/1/2000	W/H TAX DIV INTC	(140)	-	(140)	-	-	71,616,893	-	-	-
6/12/2000	W/H TAX DIV DD	(1,166)	-	(1,166)	-	-	71,615,728	-	-	-
6/12/2000	W/H TAX DIV GM	(455)	-	(455)	-	-	71,615,273	-	-	-
6/12/2000	W/H TAX DIV XOM	(4,944)	-	(4,944)	-	-	71,610,329	-	-	-
6/12/2000	W/H TAX DIV IBM	(329)	-	(329)	-	-	71,610,000	-	-	-
6/13/2000	W/H TAX DIV JNJ	(776)	-	(776)	-	-	71,609,224	-	-	-
6/21/2000	CHECK WIRE	2,200,000	2,200,000	-	-	-	73,809,224	-	-	-
6/21/2000	FIDELITY SPARTAN U S TREASURY MONEY MARKET	(1)	-	(1)	-	-	73,809,223	-	-	-
7/10/2000	W/H TAX DIV WMT	(238)	-	(238)	-	-	73,808,985	-	-	-
7/14/2000	CHECK WIRE	1,190,000	1,190,000	-	-	-	74,998,985	-	-	-
7/18/2000	FIDELITY SPARTAN U S TREASURY MONEY MARKET	(8)	-	(8)	-	-	74,998,977	-	-	-
7/21/2000	CHECK WIRE	(300,000)	-	(300,000)	-	-	74,698,977	-	-	-
8/9/2000	CHECK WIRE	2,000,000	2,000,000	-	-	-	76,698,977	-	-	-
8/15/2000	W/H TAX DIV PG	(732)	-	(732)	-	-	76,698,245	-	-	-
8/15/2000	FIDELITY SPARTAN U S TREASURY MONEY MARKET	(6)	-	(6)	-	-	76,698,239	-	-	-

BLMIS ACCOUNT NO. 1FR032 - BNP PARIBAS SECURITIES SERVICE ATTN: SYLVAIN FOSSEN

Column 1	Column 2	Column 3	Column 4	Column 5	Column 6	Column 7	Column 8	Column 9	Column 10	Column 11
Date	Transaction Description	Transaction Amount Reported in Customer Statement	Cash Deposits	Cash Withdrawals	Transfers of Principal In	Transfers of Principal Out	Balance of Principal	Preference Period Initial Transfers	Two Year Initial Transfers - Fictitious Profits	Six Year Initial Transfers - Fictitious Profits
8/21/2000	W/H TAX DIV TXN	(99)	-	(99)	-	-	76,698,140	-	-	-
8/23/2000	CHECK WIRE	355,000	355,000	-	-	-	77,053,140	-	-	-
8/24/2000	W/H TAX DIV MER	(355)	-	(355)	-	-	77,052,785	-	-	-
8/25/2000	W/H TAX DIV C	(1,820)	-	(1,820)	-	-	77,050,965	-	-	-
9/1/2000	W/H TAX DIV WFC	(1,048)	-	(1,048)	-	-	77,049,916	-	-	-
9/1/2000	W/H TAX DIV LU	(202)	-	(202)	-	-	77,049,714	-	-	-
9/1/2000	W/H TAX DIV INTC	(395)	-	(395)	-	-	77,049,319	-	-	-
9/6/2000	CHECK WIRE	(6,090,000)	-	(6,090,000)	-	-	70,959,319	-	-	-
9/11/2000	W/H TAX DIV XOM	(2,521)	-	(2,521)	-	-	70,956,798	-	-	-
9/11/2000	W/H TAX DIV IBM	(692)	-	(692)	-	-	70,956,106	-	-	-
9/15/2000	FIDELITY SPARTAN U S TREASURY MONEY MARKET	(9)	-	(9)	-	-	70,956,097	-	-	-
10/2/2000	W/H TAX DIV KO	(679)	-	(679)	-	-	70,955,419	-	-	-
10/4/2000	CHECK WIRE	(200,000)	-	(200,000)	-	-	70,755,419	-	-	-
10/5/2000	W/H TAX DIV AV	(1)	-	(1)	-	-	70,755,417	-	-	-
10/6/2000	CHECK WIRE	(5,100,000)	-	(5,100,000)	-	-	65,655,417	-	-	-
10/10/2000	W/H TAX DIV WMT	(433)	-	(433)	-	-	65,654,984	-	-	-
10/11/2000	W/H TAX DIV HWP	(470)	-	(470)	-	-	65,654,515	-	-	-
10/16/2000	CHECK WIRE	(15,831)	-	(15,831)	-	-	65,638,684	-	-	-
10/18/2000	FIDELITY SPARTAN U S TREASURY MONEY MARKET	(1)	-	(1)	-	-	65,638,683	-	-	-
10/25/2000	W/H TAX DIV GE	(3,993)	-	(3,993)	-	-	65,634,690	-	-	-
10/27/2000	W/H TAX DIV MWD	(674)	-	(674)	-	-	65,634,016	-	-	-
11/1/2000	W/H TAX DIV BMY	(1,433)	-	(1,433)	-	-	65,632,584	-	-	-
11/1/2000	W/H TAX DIV T	(2,473)	-	(2,473)	-	-	65,630,111	-	-	-
11/1/2000	W/H TAX DIV PHA	(454)	-	(454)	-	-	65,629,657	-	-	-
11/1/2000	W/H TAX DIV VZ	(3,093)	-	(3,093)	-	-	65,626,564	-	-	-
11/3/2000	CANCEL C & S 10/16/00	15,831	-	15,831	-	-	65,642,394	-	-	-
11/3/2000	CHECK WIRE	(120,000)	-	(120,000)	-	-	65,522,394	-	-	-
11/10/2000	W/H TAX DIV AXP	(314)	-	(314)	-	-	65,522,081	-	-	-
11/21/2000	CHECK WIRE	(1,350,000)	-	(1,350,000)	-	-	64,172,081	-	-	-
12/12/2000	W/H TAX DIV JNJ	(256)	-	(256)	-	-	64,171,825	-	-	-
12/18/2000	FIDELITY SPARTAN U S TREASURY MONEY MARKET	(67)	-	(67)	-	-	64,171,758	-	-	-
12/28/2000	CHECK WIRE	(160,000)	-	(160,000)	-	-	64,011,758	-	-	-
12/29/2000	CHECK WIRE	(14,279,000)	-	(14,279,000)	-	-	49,732,758	-	-	-
1/17/2001	CHECK WIRE	(4,000,000)	-	(4,000,000)	-	-	45,732,758	-	-	-
1/18/2001	FIDELITY SPARTAN U S TREASURY MONEY MARKET	(8)	-	(8)	-	-	45,732,750	-	-	-
1/26/2001	CHECK WIRE	1,500,000	1,500,000	-	-	-	47,232,750	-	-	-
1/30/2001	W/H TAX DIV MWD	(589)	-	(589)	-	-	47,232,160	-	-	-
2/1/2001	W/H TAX DIV VZ	(2,466)	-	(2,466)	-	-	47,229,695	-	-	-
2/1/2001	W/H TAX DIV PHA	(373)	-	(373)	-	-	47,229,321	-	-	-
2/12/2001	W/H TAX DIV TXN	(200)	-	(200)	-	-	47,229,121	-	-	-
2/15/2001	W/H TAX DIV PG	(1,532)	-	(1,532)	-	-	47,227,590	-	-	-
2/22/2001	FIDELITY SPARTAN U S TREASURY MONEY MARKET	(3)	-	(3)	-	-	47,227,587	-	-	-
2/23/2001	W/H TAX DIV C	(3,715)	-	(3,715)	-	-	47,223,872	-	-	-
3/1/2001	W/H TAX DIV WFC	(2,132)	-	(2,132)	-	-	47,221,740	-	-	-
3/1/2001	W/H TAX DIV LU	(197)	-	(197)	-	-	47,221,543	-	-	-
3/1/2001	W/H TAX DIV INTC	(739)	-	(739)	-	-	47,220,804	-	-	-
3/8/2001	W/H TAX DIV PFE	(3,832)	-	(3,832)	-	-	47,216,972	-	-	-
3/9/2001	W/H TAX DIV XOM	(7,964)	-	(7,964)	-	-	47,209,008	-	-	-
3/12/2001	W/H TAX DIV IBM	(1,258)	-	(1,258)	-	-	47,207,750	-	-	-
3/13/2001	W/H TAX DIV JNJ	(1,017)	-	(1,017)	-	-	47,206,732	-	-	-
3/16/2001	CHECK WIRE	2,010,000	2,010,000	-	-	-	49,216,732	-	-	-
3/19/2001	FIDELITY SPARTAN U S TREASURY MONEY MARKET	(52)	-	(52)	-	-	49,216,680	-	-	-
3/22/2001	W/H TAX DIV HD	(106)	-	(106)	-	-	49,216,574	-	-	-
3/30/2001	W/H TAX DIV PEP	(243)	-	(243)	-	-	49,216,332	-	-	-
4/2/2001	W/H TAX DIV MRK	(868)	-	(868)	-	-	49,215,464	-	-	-
4/2/2001	W/H TAX DIV KO	(509)	-	(509)	-	-	49,214,955	-	-	-
4/9/2001	W/H TAX DIV WMT	(1,387)	-	(1,387)	-	-	49,213,568	-	-	-
4/11/2001	W/H TAX DIV HWP	(727)	-	(727)	-	-	49,212,841	-	-	-
4/24/2001	FIDELITY SPARTAN U S TREASURY MONEY MARKET	(17)	-	(17)	-	-	49,212,825	-	-	-
4/27/2001	W/H TAX DIV MWD	(1,135)	-	(1,135)	-	-	49,211,690	-	-	-
4/30/2001	W/H TAX DIV JPM	(2,854)	-	(2,854)	-	-	49,208,836	-	-	-
5/1/2001	W/H TAX DIV VZ	(4,661)	-	(4,661)	-	-	49,204,175	-	-	-
5/1/2001	W/H TAX DIV PHA	(695)	-	(695)	-	-	49,203,481	-	-	-

BLMIS ACCOUNT NO. 1FR032 - BNP PARIBAS SECURITIES SERVICE ATTN: SYLVAIN FOSSEN

Column 1	Column 2	Column 3	Column 4	Column 5	Column 6	Column 7	Column 8	Column 9	Column 10	Column 11
<u>Date</u>	<u>Transaction Description</u>	<u>Transaction Amount Reported in Customer Statement</u>	<u>Cash Deposits</u>	<u>Cash Withdrawals</u>	<u>Transfers of Principal In</u>	<u>Transfers of Principal Out</u>	<u>Balance of Principal</u>	<u>Preference Period Initial Transfers</u>	<u>Two Year Initial Transfers - Fictitious Profits</u>	<u>Six Year Initial Transfers - Fictitious Profits</u>
5/1/2001	W/H TAX DIV BMY	(2,378)	-	(2,378)	-	-	49,201,103	-	-	-
5/1/2001	W/H TAX DIV T	(629)	-	(629)	-	-	49,200,473	-	-	-
5/2/2001	W/H TAX DIV TYC	(99)	-	(99)	-	-	49,200,374	-	-	-
5/3/2001	CHECK WIRE	550,000	550,000	-	-	-	49,750,374	-	-	-
5/10/2001	W/H TAX DIV AXP	(470)	-	(470)	-	-	49,749,903	-	-	-
5/15/2001	W/H TAX DIV PG	(2,026)	-	(2,026)	-	-	49,747,877	-	-	-
5/29/2001	CHECK WIRE	398,000	398,000	-	-	-	50,145,877	-	-	-
6/4/2001	CHECK WIRE	4,980,000	4,980,000	-	-	-	55,125,877	-	-	-
6/20/2001	FIDELITY SPARTAN U S TREASURY MONEY MARKET	(69)	-	(69)	-	-	55,125,808	-	-	-
7/5/2001	CHECK WIRE	(1,770,000)	-	(1,770,000)	-	-	53,355,808	-	-	-
7/9/2001	W/H TAX DIV WMT	(1,187)	-	(1,187)	-	-	53,354,621	-	-	-
7/11/2001	W/H TAX DIV XOM	(122)	-	(122)	-	-	53,354,499	-	-	-
7/11/2001	W/H TAX DIV HWP	(272)	-	(272)	-	-	53,354,227	-	-	-
7/23/2001	W/H TAX DIV MWD	(1,748)	-	(1,748)	-	-	53,352,479	-	-	-
7/25/2001	FIDELITY SPARTAN U S TREASURY MONEY MARKET	(22)	-	(22)	-	-	53,352,457	-	-	-
7/25/2001	W/H TAX DIV GE	(10,572)	-	(10,572)	-	-	53,341,885	-	-	-
7/31/2001	W/H TAX DIV JPM	(4,526)	-	(4,526)	-	-	53,337,359	-	-	-
8/1/2001	CHECK WIRE	780,000	780,000	-	-	-	54,117,359	-	-	-
8/1/2001	W/H TAX DIV PHA	(1,179)	-	(1,179)	-	-	54,116,180	-	-	-
8/1/2001	W/H TAX DIV VZ	(6,896)	-	(6,896)	-	-	54,109,285	-	-	-
8/1/2001	W/H TAX DIV BMY	(3,477)	-	(3,477)	-	-	54,105,808	-	-	-
8/1/2001	W/H TAX DIV TYC	(156)	-	(156)	-	-	54,105,652	-	-	-
8/10/2001	W/H TAX DIV AXP	(716)	-	(716)	-	-	54,104,935	-	-	-
8/15/2001	W/H TAX DIV PG	(1,501)	-	(1,501)	-	-	54,103,434	-	-	-
8/24/2001	FIDELITY SPARTAN U S TREASURY MONEY MARKET	(44)	-	(44)	-	-	54,103,390	-	-	-
8/31/2001	CHECK WIRE	540,000	540,000	-	-	-	54,643,390	-	-	-
9/13/2001	W/H TAX DIV HD	(656)	-	(656)	-	-	54,642,734	-	-	-
9/28/2001	W/H TAX DIV PEP	(1,810)	-	(1,810)	-	-	54,640,925	-	-	-
9/28/2001	W/H TAX DIV BAC	(6,256)	-	(6,256)	-	-	54,634,668	-	-	-
10/1/2001	W/H TAX DIV KO	(3,117)	-	(3,117)	-	-	54,631,551	-	-	-
10/1/2001	W/H TAX DIV MRK	(5,670)	-	(5,670)	-	-	54,625,882	-	-	-
10/9/2001	W/H TAX DIV WMT	(2,203)	-	(2,203)	-	-	54,623,678	-	-	-
10/10/2001	W/H TAX DIV HWP	(1,103)	-	(1,103)	-	-	54,622,575	-	-	-
10/15/2001	FIDELITY SPARTAN U S TREASURY MONEY MARKET	(24)	-	(24)	-	-	54,622,551	-	-	-
10/18/2001	CHECK WIRE	520,000	520,000	-	-	-	55,142,551	-	-	-
10/25/2001	W/H TAX DIV GE	(11,264)	-	(11,264)	-	-	55,131,287	-	-	-
10/26/2001	W/H TAX DIV MWD	(1,843)	-	(1,843)	-	-	55,129,444	-	-	-
10/31/2001	W/H TAX DIV JPM	(4,748)	-	(4,748)	-	-	55,124,696	-	-	-
11/1/2001	W/H TAX DIV BMY	(3,787)	-	(3,787)	-	-	55,120,908	-	-	-
11/1/2001	W/H TAX DIV T	(915)	-	(915)	-	-	55,119,993	-	-	-
11/1/2001	W/H TAX DIV PHA	(1,207)	-	(1,207)	-	-	55,118,787	-	-	-
11/1/2001	W/H TAX DIV TYC	(172)	-	(172)	-	-	55,118,614	-	-	-
11/1/2001	W/H TAX DIV VZ	(7,312)	-	(7,312)	-	-	55,111,302	-	-	-
11/9/2001	W/H TAX DIV AXP	(746)	-	(746)	-	-	55,110,556	-	-	-
11/15/2001	W/H TAX DIV PG	(3,396)	-	(3,396)	-	-	55,107,160	-	-	-
11/19/2001	FIDELITY SPARTAN U S TREASURY MONEY MARKET	(7)	-	(7)	-	-	55,107,153	-	-	-
11/19/2001	W/H TAX DIV TXN	(265)	-	(265)	-	-	55,106,888	-	-	-
11/21/2001	W/H TAX DIV C	(5,692)	-	(5,692)	-	-	55,101,196	-	-	-
12/3/2001	W/H TAX DIV MCD	(1,969)	-	(1,969)	-	-	55,099,227	-	-	-
12/3/2001	W/H TAX DIV WFC	(3,150)	-	(3,150)	-	-	55,096,077	-	-	-
12/3/2001	CHECK WIRE	(850,000)	-	(850,000)	-	-	54,246,077	-	-	-
12/3/2001	W/H TAX DIV INTC	(965)	-	(965)	-	-	54,245,112	-	-	-
12/6/2001	W/H TAX DIV PFE	(3,218)	-	(3,218)	-	-	54,241,894	-	-	-
12/10/2001	W/H TAX DIV IBM	(1,720)	-	(1,720)	-	-	54,240,174	-	-	-
12/10/2001	W/H TAX DIV XOM	(11,270)	-	(11,270)	-	-	54,228,904	-	-	-
12/14/2001	W/H TAX DIV DD	(2,488)	-	(2,488)	-	-	54,226,416	-	-	-
12/17/2001	CHECK WIRE	840,000	840,000	-	-	-	55,066,416	-	-	-
12/31/2001	FIDELITY SPARTAN U S TREASURY MONEY MARKET	(6)	-	(6)	-	-	55,066,410	-	-	-
1/7/2002	W/H TAX DIV WMT	(407)	-	(407)	-	-	55,066,003	-	-	-
1/10/2002	CHECK WIRE	(2,150,000)	-	(2,150,000)	-	-	52,916,003	-	-	-
1/10/2002	FIDELITY SPARTAN U S TREASURY MONEY MARKET	(6)	-	(6)	-	-	52,915,997	-	-	-
1/17/2002	CHECK WIRE	(8,250,000)	-	(8,250,000)	-	-	44,665,997	-	-	-
1/25/2002	W/H TAX DIV MWD	(1,239)	-	(1,239)	-	-	44,664,758	-	-	-

BLMIS ACCOUNT NO. 1FR032 - BNP PARIBAS SECURITIES SERVICE ATTN: SYLVAIN FOSSEN

Column 1	Column 2	Column 3	Column 4	Column 5	Column 6	Column 7	Column 8	Column 9	Column 10	Column 11
Date	Transaction Description	Transaction Amount Reported in Customer Statement	Cash Deposits	Cash Withdrawals	Transfers of Principal In	Transfers of Principal Out	Balance of Principal	Preference Period Initial Transfers	Two Year Initial Transfers - Fictitious Profits	Six Year Initial Transfers - Fictitious Profits
2/1/2002	W/H TAX DIV VZ	(5,040)	-	(5,040)	-	-	44,659,718	-	-	-
2/1/2002	W/H TAX DIV SBC	(4,172)	-	(4,172)	-	-	44,655,546	-	-	-
2/1/2002	W/H TAX DIV PHA	(839)	-	(839)	-	-	44,654,707	-	-	-
2/15/2002	W/H TAX DIV PG	(3,305)	-	(3,305)	-	-	44,651,401	-	-	-
2/20/2002	CHECK WIRE	(8,750,000)	-	(8,750,000)	-	-	35,901,401	-	-	-
2/21/2002	FIDELITY SPARTAN U S TREASURY MONEY MARKET	(4)	-	(4)	-	-	35,901,397	-	-	-
2/22/2002	W/H TAX DIV C	(5,514)	-	(5,514)	-	-	35,895,883	-	-	-
3/1/2002	W/H TAX DIV INTC	(930)	-	(930)	-	-	35,894,952	-	-	-
3/1/2002	W/H TAX DIV WFC	(3,015)	-	(3,015)	-	-	35,891,937	-	-	-
3/6/2002	FIDELITY SPARTAN U S TREASURY MONEY MARKET	(3)	-	(3)	-	-	35,891,934	-	-	-
3/7/2002	W/H TAX DIV PFE	(5,530)	-	(5,530)	-	-	35,886,404	-	-	-
3/11/2002	W/H TAX DIV IBM	(1,624)	-	(1,624)	-	-	35,884,780	-	-	-
3/11/2002	W/H TAX DIV XOM	(10,651)	-	(10,651)	-	-	35,874,129	-	-	-
3/11/2002	W/H TAX DIV BUD	(1,189)	-	(1,189)	-	-	35,872,940	-	-	-
3/12/2002	W/H TAX DIV JNJ	(2,316)	-	(2,316)	-	-	35,870,624	-	-	-
3/15/2002	W/H TAX DIV AIG	(286)	-	(286)	-	-	35,870,338	-	-	-
3/22/2002	W/H TAX DIV BAC	(2,495)	-	(2,495)	-	-	35,867,843	-	-	-
3/28/2002	W/H TAX DIV HD	(702)	-	(702)	-	-	35,867,142	-	-	-
4/1/2002	W/H TAX DIV PEP	(1,523)	-	(1,523)	-	-	35,865,618	-	-	-
4/1/2002	W/H TAX DIV KO	(3,047)	-	(3,047)	-	-	35,862,571	-	-	-
4/1/2002	W/H TAX DIV ONE	(819)	-	(819)	-	-	35,861,752	-	-	-
4/1/2002	W/H TAX DIV MRK	(4,885)	-	(4,885)	-	-	35,856,868	-	-	-
4/10/2002	W/H TAX DIV MO	(7,617)	-	(7,617)	-	-	35,849,251	-	-	-
4/18/2002	W/H TAX DIV WMT	(2,038)	-	(2,038)	-	-	35,847,213	-	-	-
4/23/2002	FIDELITY SPARTAN U S TREASURY MONEY MARKET	(6)	-	(6)	-	-	35,847,208	-	-	-
4/25/2002	W/H TAX DIV GE	(4,749)	-	(4,749)	-	-	35,842,458	-	-	-
4/26/2002	W/H TAX DIV MWD	(1,536)	-	(1,536)	-	-	35,840,922	-	-	-
4/26/2002	W/H TAX DIV MDT	(423)	-	(423)	-	-	35,840,500	-	-	-
4/30/2002	W/H TAX DIV JPM	(4,108)	-	(4,108)	-	-	35,836,392	-	-	-
5/1/2002	W/H TAX DIV PHA	(1,064)	-	(1,064)	-	-	35,835,328	-	-	-
5/1/2002	W/H TAX DIV TYC	(154)	-	(154)	-	-	35,835,174	-	-	-
5/1/2002	W/H TAX DIV SBC	(5,552)	-	(5,552)	-	-	35,829,622	-	-	-
5/1/2002	W/H TAX DIV VZ	(6,414)	-	(6,414)	-	-	35,823,208	-	-	-
5/1/2002	W/H TAX DIV BMY	(3,320)	-	(3,320)	-	-	35,819,888	-	-	-
5/1/2002	W/H TAX DIV T	(808)	-	(808)	-	-	35,819,080	-	-	-
5/10/2002	FIDELITY SPARTAN U S TREASURY MONEY MARKET	(4)	-	(4)	-	-	35,819,076	-	-	-
5/15/2002	W/H TAX DIV PG	(1,582)	-	(1,582)	-	-	35,817,494	-	-	-
5/24/2002	W/H TAX DIV C	(3,118)	-	(3,118)	-	-	35,814,376	-	-	-
5/30/2002	CHECK WIRE	(6,600,000)	-	(6,600,000)	-	-	29,214,376	-	-	-
6/3/2002	W/H TAX DIV INTC	(442)	-	(442)	-	-	29,213,934	-	-	-
6/3/2002	W/H TAX DIV WFC	(3,231)	-	(3,231)	-	-	29,210,703	-	-	-
6/6/2002	W/H TAX DIV PFE	(5,626)	-	(5,626)	-	-	29,205,077	-	-	-
6/10/2002	W/H TAX DIV IBM	(1,798)	-	(1,798)	-	-	29,203,280	-	-	-
6/10/2002	W/H TAX DIV BUD	(791)	-	(791)	-	-	29,202,488	-	-	-
6/10/2002	W/H TAX DIV XOM	(10,748)	-	(10,748)	-	-	29,191,741	-	-	-
6/11/2002	W/H TAX DIV JNJ	(1,543)	-	(1,543)	-	-	29,190,198	-	-	-
6/12/2002	W/H TAX DIV DD	(1,787)	-	(1,787)	-	-	29,188,411	-	-	-
6/25/2002	CHECK WIRE	(2,700,000)	-	(2,700,000)	-	-	26,488,411	-	-	-
6/25/2002	FIDELITY SPARTAN U S TREASURY MONEY MARKET	(1)	-	(1)	-	-	26,488,410	-	-	-
6/28/2002	CHECK WIRE	(9,950,000)	-	(9,950,000)	-	-	16,538,410	-	-	-
7/9/2002	CHECK WIRE	(6,600,000)	-	(6,600,000)	-	-	9,938,410	-	-	-
7/10/2002	W/H TAX DIV MO	(1,215)	-	(1,215)	-	-	9,937,195	-	-	-
7/15/2002	W/H TAX DIV USB	(392)	-	(392)	-	-	9,936,803	-	-	-
7/19/2002	FIDELITY SPARTAN U S TREASURY MONEY MARKET	(2)	-	(2)	-	-	9,936,801	-	-	-
7/25/2002	W/H TAX DIV GE	(1,870)	-	(1,870)	-	-	9,934,931	-	-	-
7/26/2002	FIDELITY SPARTAN U S TREASURY MONEY MARKET	(2)	-	(2)	-	-	9,934,930	-	-	-
7/26/2002	W/H TAX DIV MWD	(261)	-	(261)	-	-	9,934,668	-	-	-
7/26/2002	W/H TAX DIV MDT	(76)	-	(76)	-	-	9,934,592	-	-	-
7/31/2002	W/H TAX DIV JPM	(712)	-	(712)	-	-	9,933,880	-	-	-
8/1/2002	W/H TAX DIV T	(147)	-	(147)	-	-	9,933,732	-	-	-
8/1/2002	W/H TAX DIV SBC	(919)	-	(919)	-	-	9,932,813	-	-	-
8/1/2002	W/H TAX DIV BMY	(562)	-	(562)	-	-	9,932,251	-	-	-
8/1/2002	W/H TAX DIV PHA	(177)	-	(177)	-	-	9,932,074	-	-	-

BLMIS ACCOUNT NO. 1FR032 - BNP PARIBAS SECURITIES SERVICE ATTN: SYLVAIN FOSSEN

Column 1	Column 2	Column 3	Column 4	Column 5	Column 6	Column 7	Column 8	Column 9	Column 10	Column 11
Date	Transaction Description	Transaction Amount Reported in Customer Statement	Cash Deposits	Cash Withdrawals	Transfers of Principal In	Transfers of Principal Out	Balance of Principal	Preference Period Initial Transfers	Two Year Initial Transfers - Fictitious Profits	Six Year Initial Transfers - Fictitious Profits
8/1/2002	W/H TAX DIV VZ	(1,076)	-	(1,076)	-	-	9,930,999	-	-	-
8/9/2002	W/H TAX DIV AXP	(105)	-	(105)	-	-	9,930,894	-	-	-
8/19/2002	W/H TAX DIV MON	(3)	-	(3)	-	-	9,930,891	-	-	-
8/19/2002	W/H TAX DIV TXN	(239)	-	(239)	-	-	9,930,652	-	-	-
8/23/2002	W/H TAX DIV C	(6,231)	-	(6,231)	-	-	9,924,421	-	-	-
8/26/2002	FIDELITY SPARTAN U S TREASURY MONEY MARKET	(11)	-	(11)	-	-	9,924,410	-	-	-
9/3/2002	W/H TAX DIV INTC	(876)	-	(876)	-	-	9,923,533	-	-	-
9/3/2002	W/H TAX DIV WFC	(3,150)	-	(3,150)	-	-	9,920,383	-	-	-
9/5/2002	W/H TAX DIV PFE	(5,365)	-	(5,365)	-	-	9,915,018	-	-	-
9/5/2002	W/H TAX DIV G	(1,097)	-	(1,097)	-	-	9,913,921	-	-	-
9/6/2002	W/H TAX DIV BA	(921)	-	(921)	-	-	9,913,000	-	-	-
9/9/2002	W/H TAX DIV BUD	(1,097)	-	(1,097)	-	-	9,911,903	-	-	-
9/10/2002	FIDELITY SPARTAN U S TREASURY MONEY MARKET	(5)	-	(5)	-	-	9,911,898	-	-	-
9/10/2002	W/H TAX DIV IBM	(1,657)	-	(1,657)	-	-	9,910,241	-	-	-
9/10/2002	W/H TAX DIV JNJ	(1,310)	-	(1,310)	-	-	9,908,932	-	-	-
9/10/2002	W/H TAX DIV XOM	(10,138)	-	(10,138)	-	-	9,898,794	-	-	-
9/12/2002	W/H TAX DIV DD	(2,239)	-	(2,239)	-	-	9,896,555	-	-	-
9/17/2002	CHECK WIRE	(3,650,000)	-	(3,650,000)	-	-	6,246,555	-	-	-
9/24/2002	FIDELITY SPARTAN U S TREASURY MONEY MARKET	(5)	-	(5)	-	-	6,246,549	-	-	-
10/4/2002	CHECK WIRE	(560,000)	-	(560,000)	-	-	5,686,549	-	-	-
10/15/2002	CHECK WIRE	(450,000)	-	(450,000)	-	-	5,236,549	-	-	-
10/17/2002	FIDELITY SPARTAN U S TREASURY MONEY MARKET	(7)	-	(7)	-	-	5,236,542	-	-	-
11/15/2002	W/H TAX DIV CL	(353)	-	(353)	-	-	5,236,189	-	-	-
11/15/2002	W/H TAX DIV PG	(1,226)	-	(1,226)	-	-	5,234,962	-	-	-
11/18/2002	W/H TAX DIV TXN	(125)	-	(125)	-	-	5,234,837	-	-	-
11/22/2002	W/H TAX DIV C	(3,127)	-	(3,127)	-	-	5,231,710	-	-	-
11/25/2002	W/H TAX DIV GS	(196)	-	(196)	-	-	5,231,513	-	-	-
11/27/2002	W/H TAX DIV MER	(490)	-	(490)	-	-	5,231,024	-	-	-
12/17/2002	CHECK WIRE	(200,000)	-	(200,000)	-	-	5,031,024	-	-	-
12/20/2002	CHECK WIRE	(8,000,000)	-	(8,000,000)	-	-	(2,968,976)	-	-	-
1/6/2003	W/H TAX DIV BA	(356)	-	(356)	-	-	(2,969,332)	-	-	-
1/6/2003	W/H TAX DIV BUD	(594)	-	(594)	-	-	(2,969,926)	-	-	-
1/6/2003	W/H TAX DIV XOM	(5,417)	-	(5,417)	-	-	(2,975,343)	-	-	-
1/6/2003	W/H TAX DIV IBM	(886)	-	(886)	-	-	(2,976,228)	-	-	-
1/6/2003	FIDELITY SPARTAN U S TREASURY MONEY MARKET	(32)	-	(32)	-	-	(2,976,260)	-	-	-
1/6/2003	W/H TAX DIV DD	(870)	-	(870)	-	-	(2,977,130)	-	-	-
1/6/2003	W/H TAX DIV INTC	(467)	-	(467)	-	-	(2,977,597)	-	-	-
1/6/2003	W/H TAX DIV G	(601)	-	(601)	-	-	(2,978,199)	-	-	-
1/6/2003	W/H TAX DIV UTX	(285)	-	(285)	-	-	(2,978,483)	-	-	-
1/6/2003	W/H TAX DIV JNJ	(574)	-	(574)	-	-	(2,979,057)	-	-	-
1/6/2003	W/H TAX DIV PFE	(1,994)	-	(1,994)	-	-	(2,981,051)	-	-	-
1/6/2003	W/H TAX DIV HCA	(39)	-	(39)	-	-	(2,981,090)	-	-	-
1/6/2003	W/H TAX DIV WFC	(1,678)	-	(1,678)	-	-	(2,982,768)	-	-	-
1/10/2003	FIDELITY SPARTAN U S TREASURY MONEY MARKET	(2)	-	(2)	-	-	(2,982,770)	-	-	-
1/15/2003	CHECK WIRE	16,735,000	16,735,000	-	-	-	13,752,230	-	-	-
1/31/2003	W/H TAX DIV MWD	(676)	-	(676)	-	-	13,751,553	-	-	-
2/3/2003	W/H TAX DIV PHA	(845)	-	(845)	-	-	13,750,708	-	-	-
2/3/2003	W/H TAX DIV SBC	(2,449)	-	(2,449)	-	-	13,748,259	-	-	-
2/3/2003	W/H TAX DIV VZ	(2,878)	-	(2,878)	-	-	13,745,381	-	-	-
2/10/2003	W/H TAX DIV TXN	(178)	-	(178)	-	-	13,745,203	-	-	-
2/14/2003	W/H TAX DIV CL	(483)	-	(483)	-	-	13,744,720	-	-	-
2/14/2003	W/H TAX DIV PFE	(4,491)	-	(4,491)	-	-	13,740,229	-	-	-
2/14/2003	W/H TAX DIV PG	(2,568)	-	(2,568)	-	-	13,737,661	-	-	-
2/27/2003	W/H TAX DIV GS	(268)	-	(268)	-	-	13,737,393	-	-	-
2/28/2003	W/H TAX DIV C	(5,034)	-	(5,034)	-	-	13,732,358	-	-	-
2/28/2003	W/H TAX DIV MER	(664)	-	(664)	-	-	13,731,695	-	-	-
3/3/2003	W/H TAX DIV INTC	(648)	-	(648)	-	-	13,731,046	-	-	-
3/3/2003	W/H TAX DIV WFC	(2,480)	-	(2,480)	-	-	13,728,566	-	-	-
3/5/2003	W/H 1/31/03G	(835)	-	(835)	-	-	13,727,731	-	-	-
3/7/2003	W/H TAX DIV BA	(684)	-	(684)	-	-	13,727,047	-	-	-
3/7/2003	W/H TAX DIV MSFT	(3,265)	-	(3,265)	-	-	13,723,782	-	-	-
3/10/2003	W/H TAX DIV BUD	(785)	-	(785)	-	-	13,722,997	-	-	-
3/10/2003	W/H TAX DIV IBM	(1,226)	-	(1,226)	-	-	13,721,771	-	-	-

BLMIS ACCOUNT NO. 1FR032 - BNP PARIBAS SECURITIES SERVICE ATTN: SYLVAIN FOSSEN

Column 1	Column 2	Column 3	Column 4	Column 5	Column 6	Column 7	Column 8	Column 9	Column 10	Column 11
<u>Date</u>	<u>Transaction Description</u>	<u>Transaction Amount Reported in Customer Statement</u>	<u>Cash Deposits</u>	<u>Cash Withdrawals</u>	<u>Transfers of Principal In</u>	<u>Transfers of Principal Out</u>	<u>Balance of Principal</u>	<u>Preference Period Initial Transfers</u>	<u>Two Year Initial Transfers - Fictitious Profits</u>	<u>Six Year Initial Transfers - Fictitious Profits</u>
3/10/2003	W/H TAX DIV XOM	(7,532)	-	(7,532)	-	-	13,714,239	-	-	-
3/10/2003	W/H TAX DIV UTX	(548)	-	(548)	-	-	13,713,691	-	-	-
3/11/2003	W/H TAX DIV JNJ	(2,954)	-	(2,954)	-	-	13,710,738	-	-	-
3/12/2003	W/H TAX DIV MMM	(921)	-	(921)	-	-	13,709,816	-	-	-
3/14/2003	W/H TAX DIV DD	(1,722)	-	(1,722)	-	-	13,708,094	-	-	-
3/17/2003	FIDELITY SPARTAN U S TREASURY MONEY MARKET	(39)	-	(39)	-	-	13,708,055	-	-	-
4/1/2003	CHECK WIRE	(3,800,000)	-	(3,800,000)	-	-	9,908,055	-	-	-
4/7/2003	W/H TAX DIV WMT	(2,700)	-	(2,700)	-	-	9,905,356	-	-	-
4/9/2003	W/H TAX DIV HPQ	(1,702)	-	(1,702)	-	-	9,903,654	-	-	-
4/15/2003	FIDELITY SPARTAN U S TREASURY MONEY MARKET	(23)	-	(23)	-	-	9,903,631	-	-	-
5/6/2003	CHECK WIRE	5,700,000	5,700,000	-	-	-	15,603,631	-	-	-
5/9/2003	FIDELITY SPARTAN U S TREASURY MONEY MARKET	(104)	-	(104)	-	-	15,603,527	-	-	-
5/19/2003	FIDELITY SPARTAN U S TREASURY MONEY MARKET	(1)	-	(1)	-	-	15,603,526	-	-	-
5/28/2003	W/H TAX DIV MER	(635)	-	(635)	-	-	15,602,891	-	-	-
5/30/2003	FIDELITY SPARTAN U S TREASURY MONEY MARKET	(0)	-	(0)	-	-	15,602,890	-	-	-
6/2/2003	W/H TAX DIV INTC	(343)	-	(343)	-	-	15,602,547	-	-	-
6/2/2003	W/H TAX DIV WFC	(2,381)	-	(2,381)	-	-	15,600,165	-	-	-
6/5/2003	W/H TAX DIV PFE	(5,702)	-	(5,702)	-	-	15,594,464	-	-	-
6/5/2003	CHECK WIRE	(200,000)	-	(200,000)	-	-	15,394,464	-	-	-
6/9/2003	W/H TAX DIV BUD	(774)	-	(774)	-	-	15,393,690	-	-	-
6/10/2003	W/H TAX DIV XOM	(7,989)	-	(7,989)	-	-	15,385,701	-	-	-
6/10/2003	W/H TAX DIV UTX	(595)	-	(595)	-	-	15,385,106	-	-	-
6/10/2003	W/H TAX DIV IBM	(1,270)	-	(1,270)	-	-	15,383,836	-	-	-
6/10/2003	W/H TAX DIV JNJ	(3,387)	-	(3,387)	-	-	15,380,449	-	-	-
6/12/2003	W/H TAX DIV DD	(1,698)	-	(1,698)	-	-	15,378,751	-	-	-
6/12/2003	W/H TAX DIV MMM	(1,164)	-	(1,164)	-	-	15,377,587	-	-	-
6/20/2003	W/H TAX DIV AIG	(768)	-	(768)	-	-	15,376,819	-	-	-
6/20/2003	CHECK WIRE	(2,600,000)	-	(2,600,000)	-	-	12,776,819	-	-	-
6/25/2003	FIDELITY SPARTAN U S TREASURY MONEY MARKET	(5)	-	(5)	-	-	12,776,814	-	-	-
6/26/2003	W/H TAX DIV HD	(878)	-	(878)	-	-	12,775,936	-	-	-
6/27/2003	W/H TAX DIV BAC	(5,998)	-	(5,998)	-	-	12,769,937	-	-	-
6/30/2003	W/H TAX DIV PEP	(1,730)	-	(1,730)	-	-	12,768,207	-	-	-
6/30/2003	CHECK WIRE	(23,800,000)	-	(23,800,000)	-	-	(11,031,793)	-	-	-
7/1/2003	W/H TAX DIV ALL	(811)	-	(811)	-	-	(11,032,604)	-	-	-
7/1/2003	W/H TAX DIV ONE	(1,553)	-	(1,553)	-	-	(11,034,157)	-	-	-
7/1/2003	W/H TAX DIV KO	(3,441)	-	(3,441)	-	-	(11,037,598)	-	-	-
7/1/2003	W/H TAX DIV MRK	(5,015)	-	(5,015)	-	-	(11,042,612)	-	-	-
7/2/2003	CHECK WIRE	(375,000)	-	(375,000)	-	-	(11,417,612)	-	-	-
7/3/2003	W/H TAX DIV SLB	(496)	-	(496)	-	-	(11,418,109)	-	-	-
7/7/2003	W/H TAX DIV WMT	(1,161)	-	(1,161)	-	-	(11,419,270)	-	-	-
7/8/2003	W/H TAX DIV MO	(8,323)	-	(8,323)	-	-	(11,427,593)	-	-	-
7/9/2003	W/H TAX DIV HPQ	(1,535)	-	(1,535)	-	-	(11,429,128)	-	-	-
7/10/2003	FIDELITY SPARTAN U S TREASURY MONEY MARKET	(3)	-	(3)	-	-	(11,429,131)	-	-	-
7/15/2003	CHECK WIRE	22,500,000	22,500,000	-	-	-	11,070,869	-	-	-
7/21/2003	FIDELITY SPARTAN U S TREASURY MONEY MARKET	(3)	-	(3)	-	-	11,070,866	-	-	-
7/31/2003	W/H TAX DIV MWD	(1,044)	-	(1,044)	-	-	11,069,822	-	-	-
8/1/2003	W/H TAX DIV SBC	(5,209)	-	(5,209)	-	-	11,064,613	-	-	-
8/1/2003	W/H TAX DIV VZ	(4,369)	-	(4,369)	-	-	11,060,244	-	-	-
8/15/2003	W/H TAX DIV PG	(2,410)	-	(2,410)	-	-	11,057,834	-	-	-
8/15/2003	W/H TAX DIV CL	(545)	-	(545)	-	-	11,057,289	-	-	-
8/18/2003	W/H TAX DIV TXN	(150)	-	(150)	-	-	11,057,139	-	-	-
8/19/2003	CHECK WIRE	200,000	200,000	-	-	-	11,257,139	-	-	-
8/22/2003	W/H TAX DIV C	(7,458)	-	(7,458)	-	-	11,249,681	-	-	-
8/27/2003	W/H TAX DIV MER	(605)	-	(605)	-	-	11,249,075	-	-	-
8/28/2003	W/H TAX DIV GS	(473)	-	(473)	-	-	11,248,603	-	-	-
9/2/2003	W/H TAX DIV INTC	(539)	-	(539)	-	-	11,248,063	-	-	-
9/2/2003	W/H TAX DIV WFC	(3,064)	-	(3,064)	-	-	11,244,999	-	-	-
9/4/2003	W/H TAX DIV PFE	(3,007)	-	(3,007)	-	-	11,241,992	-	-	-
9/5/2003	FIDELITY SPARTAN U S TREASURY MONEY MARKET	(14)	-	(14)	-	-	11,241,978	-	-	-
9/5/2003	W/H TAX DIV G	(676)	-	(676)	-	-	11,241,302	-	-	-
9/5/2003	W/H TAX DIV BA	(359)	-	(359)	-	-	11,240,943	-	-	-
9/9/2003	W/H TAX DIV BUD	(749)	-	(749)	-	-	11,240,194	-	-	-
9/10/2003	W/H TAX DIV IBM	(1,150)	-	(1,150)	-	-	11,239,044	-	-	-

BLMIS ACCOUNT NO. IFR032 - BNP PARIBAS SECURITIES SERVICE ATTN: SYLVAIN FOSSEN

Column 1	Column 2	Column 3	Column 4	Column 5	Column 6	Column 7	Column 8	Column 9	Column 10	Column 11
Date	Transaction Description	Transaction Amount Reported in Customer Statement	Cash Deposits	Cash Withdrawals	Transfers of Principal In	Transfers of Principal Out	Balance of Principal	Preference Period Initial Transfers	Two Year Initial Transfers - Fictitious Profits	Six Year Initial Transfers - Fictitious Profits
9/10/2003	WH TAX DIV XOM	(6,881)	-	(6,881)	-	-	11,232,163	-	-	-
9/10/2003	FIDELITY SPARTAN U S TREASURY MONEY MARKET	(0)	-	(0)	-	-	11,232,162	-	-	-
9/12/2003	W/H TAX DIV DD	(903)	-	(903)	-	-	11,231,259	-	-	-
9/16/2003	CHECK WIRE	(40,000)	-	(40,000)	-	-	11,191,259	-	-	-
9/16/2003	FIDELITY SPARTAN U S TREASURY MONEY MARKET	(2)	-	(2)	-	-	11,191,257	-	-	-
9/19/2003	W/H TAX DIV AIG	(315)	-	(315)	-	-	11,190,942	-	-	-
9/23/2003	FIDELITY SPARTAN U S TREASURY MONEY MARKET	(4)	-	(4)	-	-	11,190,939	-	-	-
9/26/2003	W/H TAX DIV BAC	(2,273)	-	(2,273)	-	-	11,188,666	-	-	-
9/30/2003	W/H TAX DIV PEP	(1,230)	-	(1,230)	-	-	11,187,436	-	-	-
10/1/2003	W/H TAX DIV MRK	(1,546)	-	(1,546)	-	-	11,185,890	-	-	-
10/1/2003	W/H TAX DIV ONE	(1,315)	-	(1,315)	-	-	11,184,575	-	-	-
10/1/2003	W/H TAX DIV KO	(2,441)	-	(2,441)	-	-	11,182,134	-	-	-
10/1/2003	W/H TAX DIV VIA.B	(267)	-	(267)	-	-	11,181,867	-	-	-
10/8/2003	W/H TAX DIV HPQ	(1,101)	-	(1,101)	-	-	11,180,766	-	-	-
10/9/2003	W/H TAX DIV MO	(6,330)	-	(6,330)	-	-	11,174,437	-	-	-
10/14/2003	FIDELITY SPARTAN U S TREASURY MONEY MARKET	(7)	-	(7)	-	-	11,174,430	-	-	-
10/20/2003	CHECK WIRE	(650,000)	-	(650,000)	-	-	10,524,430	-	-	-
10/23/2003	FIDELITY SPARTAN U S TREASURY MONEY MARKET	(3)	-	(3)	-	-	10,524,427	-	-	-
10/31/2003	W/H TAX DIV MWD	(973)	-	(973)	-	-	10,523,454	-	-	-
11/3/2003	W/H TAX DIV VZ	(4,207)	-	(4,207)	-	-	10,519,247	-	-	-
11/3/2003	CHECK WIRE	(430,000)	-	(430,000)	-	-	10,089,247	-	-	-
11/3/2003	W/H TAX DIV SBC	(1,304)	-	(1,304)	-	-	10,087,943	-	-	-
11/3/2003	W/H TAX DIV SBC	(3,685)	-	(3,685)	-	-	10,084,258	-	-	-
11/7/2003	W/H TAX DIV MSFT	(10,143)	-	(10,143)	-	-	10,074,115	-	-	-
11/14/2003	W/H TAX DIV PG	(3,414)	-	(3,414)	-	-	10,070,702	-	-	-
11/17/2003	W/H TAX DIV TXN	(219)	-	(219)	-	-	10,070,483	-	-	-
11/19/2003	CHECK WIRE	(630,000)	-	(630,000)	-	-	9,440,483	-	-	-
11/24/2003	W/H TAX DIV GS	(655)	-	(655)	-	-	9,439,828	-	-	-
11/25/2003	FIDELITY SPARTAN U S TREASURY MONEY MARKET	(8)	-	(8)	-	-	9,439,820	-	-	-
11/26/2003	W/H TAX DIV MER	(894)	-	(894)	-	-	9,438,926	-	-	-
11/26/2003	W/H TAX DIV C	(10,569)	-	(10,569)	-	-	9,428,356	-	-	-
12/1/2003	W/H TAX DIV WFC	(4,478)	-	(4,478)	-	-	9,423,878	-	-	-
12/1/2003	W/H TAX DIV MCD	(2,933)	-	(2,933)	-	-	9,420,945	-	-	-
12/1/2003	W/H TAX DIV INTC	(779)	-	(779)	-	-	9,420,165	-	-	-
12/1/2003	CHECK WIRE	(310,000)	-	(310,000)	-	-	9,110,165	-	-	-
12/4/2003	W/H TAX DIV PFE	(6,808)	-	(6,808)	-	-	9,103,357	-	-	-
12/5/2003	W/H TAX DIV G	(936)	-	(936)	-	-	9,102,421	-	-	-
12/9/2003	W/H TAX DIV BUD	(1,037)	-	(1,037)	-	-	9,101,384	-	-	-
12/9/2003	W/H TAX DIV JNJ	(4,149)	-	(4,149)	-	-	9,097,235	-	-	-
12/10/2003	W/H TAX DIV UTX	(917)	-	(917)	-	-	9,096,319	-	-	-
12/10/2003	W/H TAX DIV XOM	(9,733)	-	(9,733)	-	-	9,086,586	-	-	-
12/10/2003	W/H TAX DIV IBM	(1,592)	-	(1,592)	-	-	9,084,993	-	-	-
12/12/2003	W/H TAX DIV MMM	(827)	-	(827)	-	-	9,084,167	-	-	-
12/12/2003	CHECK WIRE	(530,000)	-	(530,000)	-	-	8,554,167	-	-	-
12/15/2003	W/H TAX DIV DD	(2,017)	-	(2,017)	-	-	8,552,150	-	-	-
12/15/2003	FIDELITY SPARTAN U S TREASURY MONEY MARKET	(3)	-	(3)	-	-	8,552,147	-	-	-
12/31/2003	FIDELITY SPARTAN U S TREASURY MONEY MARKET	(2)	-	(2)	-	-	8,552,145	-	-	-
1/2/2004	W/H TAX DIV PEP	(337)	-	(337)	-	-	8,551,808	-	-	-
1/2/2004	W/H TAX DIV ONE	(333)	-	(333)	-	-	8,551,475	-	-	-
1/5/2004	W/H TAX DIV WMT	(480)	-	(480)	-	-	8,550,995	-	-	-
1/6/2004	W/H TAX DIV DIS	(536)	-	(536)	-	-	8,550,459	-	-	-
1/7/2004	W/H TAX DIV HPQ	(302)	-	(302)	-	-	8,550,157	-	-	-
1/8/2004	FIDELITY SPARTAN U S TREASURY MONEY MARKET	(2)	-	(2)	-	-	8,550,156	-	-	-
1/9/2004	W/H TAX DIV MO	(1,736)	-	(1,736)	-	-	8,548,420	-	-	-
1/15/2004	FIDELITY SPARTAN U S TREASURY MONEY MARKET	(0)	-	(0)	-	-	8,548,419	-	-	-
1/28/2004	CHECK WIRE	(250,000)	-	(250,000)	-	-	8,298,419	-	-	-
1/30/2004	W/H TAX DIV MWD	(545)	-	(545)	-	-	8,297,874	-	-	-
1/30/2004	FIDELITY SPARTAN U S TREASURY MONEY MARKET	(3)	-	(3)	-	-	8,297,871	-	-	-
2/2/2004	W/H TAX DIV SBC	(2,102)	-	(2,102)	-	-	8,295,769	-	-	-
2/2/2004	W/H TAX DIV VZ	(2,170)	-	(2,170)	-	-	8,293,599	-	-	-
2/17/2004	W/H TAX DIV PG	(3,296)	-	(3,296)	-	-	8,290,303	-	-	-
2/17/2004	CHECK WIRE	(20,000,000)	-	(20,000,000)	-	-	(11,709,697)	-	-	(11,709,697)
2/19/2004	CHECK WIRE	(1,010,000)	-	(1,010,000)	-	-	(12,719,697)	-	-	(1,010,000)

BLMIS ACCOUNT NO. 1FR032 - BNP PARIBAS SECURITIES SERVICE ATTN: SYLVAIN FOSSEN

Column 1	Column 2	Column 3	Column 4	Column 5	Column 6	Column 7	Column 8	Column 9	Column 10	Column 11
<u>Date</u>	<u>Transaction Description</u>	<u>Transaction Amount Reported in Customer Statement</u>	<u>Cash Deposits</u>	<u>Cash Withdrawals</u>	<u>Transfers of Principal In</u>	<u>Transfers of Principal Out</u>	<u>Balance of Principal</u>	<u>Preference Period Initial Transfers</u>	<u>Two Year Initial Transfers - Fictitious Profits</u>	<u>Six Year Initial Transfers - Fictitious Profits</u>
2/23/2004	CHECK WIRE	(120,000)	-	(120,000)	-	-	(12,839,697)	-	-	(120,000)
2/25/2004	CHECK WIRE	(69,258,116)	-	(69,258,116)	-	-	(82,097,813)	-	-	(69,258,116)
2/25/2004	FIDELITY SPARTAN U S TREASURY MONEY MARKET	(4)	-	(4)	-	-	(82,097,817)	-	-	(4)
2/26/2004	W/H TAX DIV GS	(604)	-	(604)	-	-	(82,098,421)	-	-	(604)
2/27/2004	W/H TAX DIV MER	(850)	-	(850)	-	-	(82,099,271)	-	-	(850)
2/27/2004	W/H TAX DIV C	(11,206)	-	(11,206)	-	-	(82,110,477)	-	-	(11,206)
3/1/2004	W/H TAX DIV INTC	(1,404)	-	(1,404)	-	-	(82,111,881)	-	-	(1,404)
3/1/2004	W/H TAX DIV WFC	(4,130)	-	(4,130)	-	-	(82,116,011)	-	-	(4,130)
3/5/2004	W/H TAX DIV PFE	(7,005)	-	(7,005)	-	-	(82,123,015)	-	-	(7,005)
3/5/2004	W/H TAX DIV BA	(739)	-	(739)	-	-	(82,123,754)	-	-	(739)
3/5/2004	W/H TAX DIV G	(863)	-	(863)	-	-	(82,124,618)	-	-	(863)
3/8/2004	FIDELITY SPARTAN U S TREASURY MONEY MARKET	(0)	-	(0)	-	-	(82,124,618)	-	-	(0)
3/8/2004	CHECK WIRE	(104,620)	-	(104,620)	-	-	(82,229,238)	-	-	(104,620)
3/9/2004	W/H TAX DIV BUD	(956)	-	(956)	-	-	(82,230,194)	-	-	(956)
3/9/2004	W/H TAX DIV JNJ	(3,862)	-	(3,862)	-	-	(82,234,056)	-	-	(3,862)
3/10/2004	W/H TAX DIV IBM	(1,468)	-	(1,468)	-	-	(82,235,524)	-	-	(1,468)
3/10/2004	W/H TAX DIV UTX	(533)	-	(533)	-	-	(82,236,057)	-	-	(533)
3/10/2004	W/H TAX DIV XOM	(8,973)	-	(8,973)	-	-	(82,245,030)	-	-	(8,973)
3/12/2004	W/H TAX DIV MMM	(986)	-	(986)	-	-	(82,246,016)	-	-	(986)
3/15/2004	W/H TAX DIV DD	(1,860)	-	(1,860)	-	-	(82,247,875)	-	-	(1,860)
Total:			\$ 201,234,734	\$ (234,102,207)	\$ -	\$ (49,380,403)	\$ (82,247,875)	\$ -	\$ -	\$ (82,247,875)

BLMIS ACCOUNT NO. 1FR036 - BNP PARIBAS SECURITIES SERVICE ATTN: SYLVAIN FOSSEN

Column 1	Column 2	Column 3	Column 4	Column 5	Column 6	Column 7	Column 8	Column 9	Column 10	Column 11
<u>Date</u>	<u>Transaction Description</u>	<u>Transaction Amount Reported in Customer Statement</u>	<u>Cash Deposits</u>	<u>Cash Withdrawals</u>	<u>Transfers of Principal In</u>	<u>Transfers of Principal Out</u>	<u>Balance of Principal</u>	<u>Preference Period Initial Transfers</u>	<u>Two Year Initial Transfers - Fictitious Profits</u>	<u>Six Year Initial Transfers - Fictitious Profits</u>
3/19/1998	TRANS FROM 1FR03230 (1FR032)	3,380,403	-	-	3,380,403	-	3,380,403	-	-	-
4/15/1998	W/H TAX DIV HWP	(25)	-	(25)	-	-	3,380,379	-	-	-
4/22/1998	FIDELITY SPARTAN U S TREASURY MONEY MARKET	(19)	-	(19)	-	-	3,380,360	-	-	-
5/1/1998	W/H TAX DIV T	(93)	-	(93)	-	-	3,380,267	-	-	-
5/1/1998	W/H TAX DIV AIT	(59)	-	(59)	-	-	3,380,208	-	-	-
5/1/1998	W/H TAX DIV BEL	(105)	-	(105)	-	-	3,380,103	-	-	-
5/1/1998	W/H TAX DIV BMY	(68)	-	(68)	-	-	3,380,035	-	-	-
5/8/1998	W/H TAX DIV AXP	(18)	-	(18)	-	-	3,380,017	-	-	-
5/19/1998	FIDELITY SPARTAN U S TREASURY MONEY MARKET	(14)	-	(14)	-	-	3,380,004	-	-	-
5/22/1998	W/H TAX DIV DIS	(18)	-	(18)	-	-	3,379,985	-	-	-
6/5/1998	W/H TAX DIV BA	(24)	-	(24)	-	-	3,379,961	-	-	-
6/9/1998	W/H TAX DIV JNJ	(58)	-	(58)	-	-	3,379,903	-	-	-
6/10/1998	W/H TAX DIV XON	(173)	-	(173)	-	-	3,379,730	-	-	-
6/10/1998	W/H TAX DIV GM	(62)	-	(62)	-	-	3,379,668	-	-	-
6/10/1998	W/H TAX DIV AN	(122)	-	(122)	-	-	3,379,545	-	-	-
6/11/1998	FIDELITY SPARTAN U S TREASURY MONEY MARKET	(4)	-	(4)	-	-	3,379,542	-	-	-
6/11/1998	W/H TAX DIV BAC	(40)	-	(40)	-	-	3,379,502	-	-	-
6/12/1998	W/H TAX DIV MMM	(37)	-	(37)	-	-	3,379,465	-	-	-
6/12/1998	W/H TAX DIV DD	(71)	-	(71)	-	-	3,379,395	-	-	-
6/12/1998	W/H TAX DIV MCD	(11)	-	(11)	-	-	3,379,384	-	-	-
6/19/1998	W/H TAX DIV AIG	(10)	-	(10)	-	-	3,379,375	-	-	-
6/26/1998	W/H TAX DIV NB	(63)	-	(63)	-	-	3,379,312	-	-	-
6/30/1998	W/H TAX DIV NT	(6)	-	(6)	-	-	3,379,306	-	-	-
6/30/1998	W/H TAX DIV PEP	(34)	-	(34)	-	-	3,379,272	-	-	-
7/1/1998	AMOCO CORP CANCEL W/H	122	-	122	-	-	3,379,394	-	-	-
7/1/1998	W/H TAX DIV MRK	(97)	-	(97)	-	-	3,379,298	-	-	-
7/1/1998	AMOCO CORP W/H TAX DIV	(61)	-	(61)	-	-	3,379,236	-	-	-
7/1/1998	W/H TAX DIV KO	(66)	-	(66)	-	-	3,379,171	-	-	-
7/6/1998	CHECK WIRE	3,425,703	3,425,703	-	-	-	6,804,874	-	-	-
7/10/1998	W/H TAX DIV SLB	(16)	-	(16)	-	-	6,804,858	-	-	-
7/13/1998	W/H TAX DIV WMT	(30)	-	(30)	-	-	6,804,827	-	-	-
7/15/1998	W/H TAX DIV C	(47)	-	(47)	-	-	6,804,781	-	-	-
7/15/1998	W/H TAX DIV HWP	(30)	-	(30)	-	-	6,804,751	-	-	-
7/22/1998	FIDELITY SPARTAN U S TREASURY MONEY MARKET	(4)	-	(4)	-	-	6,804,746	-	-	-
7/27/1998	W/H TAX DIV GE	(173)	-	(173)	-	-	6,804,574	-	-	-
8/3/1998	W/H TAX DIV T	(93)	-	(93)	-	-	6,804,480	-	-	-
8/3/1998	W/H TAX DIV AIT	(59)	-	(59)	-	-	6,804,422	-	-	-
8/3/1998	W/H TAX DIV BMY	(68)	-	(68)	-	-	6,804,354	-	-	-
8/3/1998	W/H TAX DIV BEL	(105)	-	(105)	-	-	6,804,248	-	-	-
8/5/1998	FIDELITY SPARTAN U S TREASURY MONEY MARKET	(0)	-	(0)	-	-	6,804,248	-	-	-
8/10/1998	W/H TAX DIV AXP	(20)	-	(20)	-	-	6,804,228	-	-	-
9/4/1998	FIDELITY SPARTAN U S TREASURY MONEY MARKET	(1)	-	(1)	-	-	6,804,227	-	-	-
9/11/1998	W/H TAX DIV MCD	(21)	-	(21)	-	-	6,804,206	-	-	-
10/15/1998	FIDELITY SPARTAN U S TREASURY MONEY MARKET	(1)	-	(1)	-	-	6,804,205	-	-	-
11/23/1998	FIDELITY SPARTAN U S TREASURY MONEY MARKET	(3)	-	(3)	-	-	6,804,202	-	-	-
12/1/1998	W/H TAX DIV MCD	(21)	-	(21)	-	-	6,804,181	-	-	-
12/15/1998	W/H TAX DIV KO	(128)	-	(128)	-	-	6,804,053	-	-	-
12/18/1998	W/H TAX DIV AIG	(20)	-	(20)	-	-	6,804,033	-	-	-
12/22/1998	FIDELITY SPARTAN U S TREASURY MONEY MARKET	(6)	-	(6)	-	-	6,804,027	-	-	-
12/23/1998	W/H TAX DIV BAC	(267)	-	(267)	-	-	6,803,759	-	-	-
1/4/1999	W/H TAX DIV MRK	(214)	-	(214)	-	-	6,803,546	-	-	-
1/4/1999	W/H TAX DIV ONE	(150)	-	(150)	-	-	6,803,395	-	-	-
1/4/1999	W/H TAX DIV PEP	(64)	-	(64)	-	-	6,803,331	-	-	-
1/11/1999	W/H TAX DIV WMT	(58)	-	(58)	-	-	6,803,272	-	-	-
1/22/1999	FIDELITY SPARTAN U S TREASURY MONEY MARKET	(2)	-	(2)	-	-	6,803,271	-	-	-
2/16/1999	W/H TAX DIV TXN	(9)	-	(9)	-	-	6,803,261	-	-	-
2/16/1999	W/H TAX DIV PG	(89)	-	(89)	-	-	6,803,172	-	-	-
2/24/1999	FIDELITY SPARTAN U S TREASURY MONEY MARKET	(7)	-	(7)	-	-	6,803,165	-	-	-
2/26/1999	W/H TAX DIV C	(110)	-	(110)	-	-	6,803,055	-	-	-
3/1/1999	W/H TAX DIV F	(150)	-	(150)	-	-	6,802,905	-	-	-
3/1/1999	W/H TAX DIV INTC	(18)	-	(18)	-	-	6,802,887	-	-	-
3/1/1999	W/H TAX DIV WFC	(80)	-	(80)	-	-	6,802,807	-	-	-
3/3/1999	W/H TAX DIV BA	(36)	-	(36)	-	-	6,802,771	-	-	-

BLMIS ACCOUNT NO. IFR036 - BNP PARIBAS SECURITIES SERVICE ATTN: SYLVAIN FOSSEN

Column 1	Column 2	Column 3	Column 4	Column 5	Column 6	Column 7	Column 8	Column 9	Column 10	Column 11
<u>Date</u>	<u>Transaction Description</u>	<u>Transaction Amount Reported in Customer Statement</u>	<u>Cash Deposits</u>	<u>Cash Withdrawals</u>	<u>Transfers of Principal In</u>	<u>Transfers of Principal Out</u>	<u>Balance of Principal</u>	<u>Preference Period Initial Transfers</u>	<u>Two Year Initial Transfers - Fictitious Profits</u>	<u>Six Year Initial Transfers - Fictitious Profits</u>
3/4/1999	FIDELITY SPARTAN U S TREASURY MONEY MARKET	(0)	-	(0)	-	-	6,802,771	-	-	-
3/9/1999	W/H TAX DIV JNJ	(88)	-	(88)	-	-	6,802,682	-	-	-
3/10/1999	W/H TAX DIV GM	(88)	-	(88)	-	-	6,802,594	-	-	-
3/10/1999	W/H TAX DIV XON	(180)	-	(180)	-	-	6,802,414	-	-	-
3/10/1999	W/H TAX DIV IBM	(58)	-	(58)	-	-	6,802,357	-	-	-
3/15/1999	W/H TAX DIV DD	(104)	-	(104)	-	-	6,802,252	-	-	-
3/31/1999	W/H TAX DIV PEP	(58)	-	(58)	-	-	6,802,195	-	-	-
3/31/1999	W/H TAX DIV MCD	(19)	-	(19)	-	-	6,802,175	-	-	-
4/1/1999	W/H TAX DIV KO	(119)	-	(119)	-	-	6,802,057	-	-	-
4/1/1999	W/H TAX DIV ONE	(150)	-	(150)	-	-	6,801,907	-	-	-
4/14/1999	FIDELITY SPARTAN U S TREASURY MONEY MARKET	(5)	-	(5)	-	-	6,801,902	-	-	-
4/19/1999	W/H TAX DIV WMT	(69)	-	(69)	-	-	6,801,833	-	-	-
4/26/1999	W/H TAX DIV GE	(128)	-	(128)	-	-	6,801,705	-	-	-
5/5/1999	CHECK WIRE	14,230,256	14,230,256	-	-	-	21,031,961	-	-	-
5/5/1999	FIDELITY SPARTAN U S TREASURY MONEY MARKET	(2)	-	(2)	-	-	21,031,959	-	-	-
5/11/1999	ADJUSTMENT CHECK WIRE 5/5/99	0	0	-	-	-	21,031,959	-	-	-
5/17/1999	CHECK WIRE	214,400	214,400	-	-	-	21,246,359	-	-	-
6/1/1999	W/H TAX DIV WFC	(94)	-	(94)	-	-	21,246,266	-	-	-
6/1/1999	W/H TAX DIV INTC	(30)	-	(30)	-	-	21,246,236	-	-	-
6/4/1999	W/H TAX DIV BA	(107)	-	(107)	-	-	21,246,129	-	-	-
6/8/1999	W/H TAX DIV JNJ	(292)	-	(292)	-	-	21,245,837	-	-	-
6/10/1999	W/H TAX DIV MOB	(350)	-	(350)	-	-	21,245,488	-	-	-
6/10/1999	W/H TAX DIV XON	(781)	-	(781)	-	-	21,244,707	-	-	-
6/10/1999	W/H TAX DIV GM	(257)	-	(257)	-	-	21,244,449	-	-	-
6/10/1999	W/H TAX DIV IBM	(65)	-	(65)	-	-	21,244,385	-	-	-
6/14/1999	W/H TAX DIV DD	(324)	-	(324)	-	-	21,244,061	-	-	-
6/16/1999	FIDELITY SPARTAN U S TREASURY MONEY MARKET	(12)	-	(12)	-	-	21,244,048	-	-	-
6/22/1999	CHECK WIRE	3,149,479	3,149,479	-	-	-	24,393,527	-	-	-
7/12/1999	W/H TAX DIV WMT	(113)	-	(113)	-	-	24,393,414	-	-	-
7/14/1999	W/H TAX DIV HWP	(83)	-	(83)	-	-	24,393,332	-	-	-
7/21/1999	FIDELITY SPARTAN U S TREASURY MONEY MARKET	(7)	-	(7)	-	-	24,393,325	-	-	-
7/26/1999	W/H TAX DIV GE	(598)	-	(598)	-	-	24,392,727	-	-	-
8/2/1999	W/H TAX DIV BEL	(310)	-	(310)	-	-	24,392,416	-	-	-
8/2/1999	W/H TAX DIV BMY	(215)	-	(215)	-	-	24,392,201	-	-	-
8/2/1999	W/H TAX DIV AIT	(174)	-	(174)	-	-	24,392,027	-	-	-
8/2/1999	W/H TAX DIV T	(355)	-	(355)	-	-	24,391,673	-	-	-
8/5/1999	W/H TAX DIV AIG	(7)	-	(7)	-	-	24,391,666	-	-	-
8/10/1999	W/H TAX DIV AXP	(51)	-	(51)	-	-	24,391,615	-	-	-
8/16/1999	W/H TAX DIV TXN	(7)	-	(7)	-	-	24,391,609	-	-	-
8/24/1999	FIDELITY SPARTAN U S TREASURY MONEY MARKET	(14)	-	(14)	-	-	24,391,595	-	-	-
8/27/1999	W/H TAX DIV C	(93)	-	(93)	-	-	24,391,502	-	-	-
8/31/1999	CHECK WIRE	1,100,402	1,100,402	-	-	-	25,491,904	-	-	-
9/1/1999	W/H TAX DIV LU	(12)	-	(12)	-	-	25,491,892	-	-	-
9/1/1999	W/H TAX DIV F	(111)	-	(111)	-	-	25,491,780	-	-	-
9/1/1999	W/H TAX DIV WFC	(66)	-	(66)	-	-	25,491,714	-	-	-
9/1/1999	W/H TAX DIV INTC	(21)	-	(21)	-	-	25,491,693	-	-	-
9/3/1999	W/H TAX DIV BA	(27)	-	(27)	-	-	25,491,667	-	-	-
9/7/1999	W/H TAX DIV JNJ	(153)	-	(153)	-	-	25,491,514	-	-	-
9/8/1999	CHECK WIRE	3,628,561	3,628,561	-	-	-	29,120,075	-	-	-
9/10/1999	W/H TAX DIV GM	(64)	-	(64)	-	-	29,120,011	-	-	-
9/10/1999	W/H TAX DIV IBM	(43)	-	(43)	-	-	29,119,969	-	-	-
9/10/1999	W/H TAX DIV XON	(199)	-	(199)	-	-	29,119,770	-	-	-
9/10/1999	W/H TAX DIV MOB	(87)	-	(87)	-	-	29,119,683	-	-	-
9/13/1999	W/H TAX DIV MMM	(87)	-	(87)	-	-	29,119,596	-	-	-
9/13/1999	W/H TAX DIV DD	(80)	-	(80)	-	-	29,119,515	-	-	-
9/15/1999	W/H TAX DIV MCD	(59)	-	(59)	-	-	29,119,456	-	-	-
9/17/1999	W/H TAX DIV AIG	(71)	-	(71)	-	-	29,119,385	-	-	-
9/20/1999	TRANS FROM IFR03230 (IFR032)	20,000,000	-	-	20,000,000	-	49,119,385	-	-	-
9/24/1999	W/H TAX DIV BAC	(711)	-	(711)	-	-	49,118,674	-	-	-
9/30/1999	FIDELITY SPARTAN U S TREASURY MONEY MARKET	(11)	-	(11)	-	-	49,118,663	-	-	-
9/30/1999	W/H TAX DIV PEP	(180)	-	(180)	-	-	49,118,482	-	-	-
10/1/1999	W/H TAX DIV MRK	(632)	-	(632)	-	-	49,117,850	-	-	-
10/1/1999	W/H TAX DIV KO	(360)	-	(360)	-	-	49,117,490	-	-	-

BLMIS ACCOUNT NO. 1FR036 - BNP PARIBAS SECURITIES SERVICE ATTN: SYLVAIN FOSSEN

Column 1	Column 2	Column 3	Column 4	Column 5	Column 6	Column 7	Column 8	Column 9	Column 10	Column 11
Date	Transaction Description	Transaction Amount Reported in Customer Statement	Cash Deposits	Cash Withdrawals	Transfers of Principal In	Transfers of Principal Out	Balance of Principal	Preference Period Initial Transfers	Two Year Initial Transfers - Fictitious Profits	Six Year Initial Transfers - Fictitious Profits
10/1/1999	W/H TAX DIV ONE	(436)	-	(436)	-	-	49,117,054	-	-	-
10/8/1999	CHECK WIRE	725,118	725,118	-	-	-	49,842,172	-	-	-
10/12/1999	W/H TAX DIV WMT	(202)	-	(202)	-	-	49,841,970	-	-	-
10/13/1999	W/H TAX DIV HWP	(257)	-	(257)	-	-	49,841,713	-	-	-
10/14/1999	CHECK WIRE	5,000,000	5,000,000	-	-	-	54,841,713	-	-	-
10/15/1999	CXL CHECK WIRE	(5,000,000)	(5,000,000)	-	-	-	49,841,713	-	-	-
10/20/1999	FIDELITY SPARTAN U S TREASURY MONEY MARKET	(6)	-	(6)	-	-	49,841,707	-	-	-
10/25/1999	W/H TAX DIV GE	(1,807)	-	(1,807)	-	-	49,839,901	-	-	-
10/29/1999	TRANS FROM 1FR03230 (1FR032)	26,000,000	-	-	26,000,000	-	75,839,901	-	-	-
11/1/1999	W/H TAX DIV AIT	(313)	-	(313)	-	-	75,839,587	-	-	-
11/1/1999	W/H TAX DIV BMJ	(673)	-	(673)	-	-	75,838,914	-	-	-
11/1/1999	W/H TAX DIV BEL	(936)	-	(936)	-	-	75,837,978	-	-	-
11/1/1999	W/H TAX DIV T	(1,091)	-	(1,091)	-	-	75,836,887	-	-	-
11/10/1999	CHECK WIRE	1,000,000	1,000,000	-	-	-	76,836,887	-	-	-
11/10/1999	W/H TAX DIV AXP	(158)	-	(158)	-	-	76,836,729	-	-	-
11/17/1999	FIDELITY SPARTAN U S TREASURY MONEY MARKET	(2)	-	(2)	-	-	76,836,727	-	-	-
11/22/1999	CHECK WIRE	(2,000,000)	-	(2,000,000)	-	-	74,836,727	-	-	-
12/3/1999	W/H TAX DIV BA	(87)	-	(87)	-	-	74,836,640	-	-	-
12/7/1999	CHECK WIRE	7,400,000	7,400,000	-	-	-	82,236,640	-	-	-
12/7/1999	W/H TAX DIV JNJ	(248)	-	(248)	-	-	82,236,392	-	-	-
12/10/1999	W/H TAX DIV XON	(720)	-	(720)	-	-	82,235,672	-	-	-
12/10/1999	W/H TAX DIV IBM	(149)	-	(149)	-	-	82,235,523	-	-	-
12/10/1999	W/H TAX DIV GM	(221)	-	(221)	-	-	82,235,302	-	-	-
12/10/1999	W/H TAX DIV MOB	(303)	-	(303)	-	-	82,234,999	-	-	-
12/13/1999	W/H TAX DIV MMM	(567)	-	(567)	-	-	82,234,432	-	-	-
12/14/1999	W/H TAX DIV DD	(232)	-	(232)	-	-	82,234,200	-	-	-
12/17/1999	W/H TAX DIV DIS	(279)	-	(279)	-	-	82,233,921	-	-	-
12/23/1999	CHECK WIRE	3,900,000	3,900,000	-	-	-	86,133,921	-	-	-
12/31/1999	FIDELITY SPARTAN U S TREASURY MONEY MARKET	(24)	-	(24)	-	-	86,133,897	-	-	-
1/10/2000	CHECK WIRE	2,230,000	2,230,000	-	-	-	88,363,897	-	-	-
1/11/2000	FIDELITY SPARTAN U S TREASURY MONEY MARKET	(1)	-	(1)	-	-	88,363,896	-	-	-
1/21/2000	CHECK WIRE	(8,900,000)	-	(8,900,000)	-	-	79,463,896	-	-	-
2/1/2000	W/H TAX DIV BEL	(640)	-	(640)	-	-	79,463,255	-	-	-
2/9/2000	CHECK WIRE	(4,600,000)	-	(4,600,000)	-	-	74,863,255	-	-	-
2/14/2000	W/H TAX DIV TXN	(83)	-	(83)	-	-	74,863,172	-	-	-
2/15/2000	W/H TAX DIV PG	(1,158)	-	(1,158)	-	-	74,862,014	-	-	-
2/22/2000	CHECK WIRE	9,600,000	9,600,000	-	-	-	84,462,014	-	-	-
2/24/2000	FIDELITY SPARTAN U S TREASURY MONEY MARKET	(3)	-	(3)	-	-	84,462,011	-	-	-
2/25/2000	W/H TAX DIV C	(1,324)	-	(1,324)	-	-	84,460,686	-	-	-
3/1/2000	W/H TAX DIV LU	(147)	-	(147)	-	-	84,460,540	-	-	-
3/1/2000	W/H TAX DIV F	(1,499)	-	(1,499)	-	-	84,459,041	-	-	-
3/1/2000	W/H TAX DIV INTC	(245)	-	(245)	-	-	84,458,795	-	-	-
3/1/2000	W/H TAX DIV WFC	(875)	-	(875)	-	-	84,457,921	-	-	-
3/3/2000	W/H TAX DIV BA	(319)	-	(319)	-	-	84,457,602	-	-	-
3/6/2000	CHECK WIRE	1,760,000	1,760,000	-	-	-	86,217,602	-	-	-
3/7/2000	W/H TAX DIV JNJ	(958)	-	(958)	-	-	86,216,643	-	-	-
3/10/2000	W/H TAX DIV GM	(782)	-	(782)	-	-	86,215,861	-	-	-
3/10/2000	W/H TAX DIV IBM	(516)	-	(516)	-	-	86,215,345	-	-	-
3/10/2000	W/H TAX DIV XOM	(3,727)	-	(3,727)	-	-	86,211,618	-	-	-
3/10/2000	FIDELITY SPARTAN U S TREASURY MONEY MARKET	(8)	-	(8)	-	-	86,211,609	-	-	-
3/14/2000	W/H TAX DIV DD	(901)	-	(901)	-	-	86,210,708	-	-	-
3/23/2000	W/H TAX DIV HD	(79)	-	(79)	-	-	86,210,630	-	-	-
3/31/2000	W/H TAX DIV PEP	(346)	-	(346)	-	-	86,210,284	-	-	-
4/3/2000	W/H TAX DIV KO	(1,156)	-	(1,156)	-	-	86,209,128	-	-	-
4/7/2000	CHECK WIRE	(2,150,000)	-	(2,150,000)	-	-	84,059,128	-	-	-
4/10/2000	W/H TAX DIV WMT	(748)	-	(748)	-	-	84,058,380	-	-	-
4/25/2000	W/H TAX DIV GE	(1,172)	-	(1,172)	-	-	84,057,208	-	-	-
4/28/2000	FIDELITY SPARTAN U S TREASURY MONEY MARKET	(14)	-	(14)	-	-	84,057,194	-	-	-
4/28/2000	W/H TAX DIV MWD	(148)	-	(148)	-	-	84,057,046	-	-	-
5/8/2000	CHECK WIRE	(5,550,000)	-	(5,550,000)	-	-	78,507,046	-	-	-
5/12/2000	FIDELITY SPARTAN U S TREASURY MONEY MARKET	(15)	-	(15)	-	-	78,507,031	-	-	-
5/22/2000	CHECK WIRE	(3,000,000)	-	(3,000,000)	-	-	75,507,031	-	-	-
6/1/2000	W/H TAX DIV WFC	(424)	-	(424)	-	-	75,506,607	-	-	-

BLMIS ACCOUNT NO. 1FR036 - BNP PARIBAS SECURITIES SERVICE ATTN: SYLVAIN FOSSEN

Column 1	Column 2	Column 3	Column 4	Column 5	Column 6	Column 7	Column 8	Column 9	Column 10	Column 11
<u>Date</u>	<u>Transaction Description</u>	<u>Transaction Amount Reported in Customer Statement</u>	<u>Cash Deposits</u>	<u>Cash Withdrawals</u>	<u>Transfers of Principal In</u>	<u>Transfers of Principal Out</u>	<u>Balance of Principal</u>	<u>Preference Period Initial Transfers</u>	<u>Two Year Initial Transfers - Fictitious Profits</u>	<u>Six Year Initial Transfers - Fictitious Profits</u>
6/1/2000	W/H TAX DIV INTC	(116)	-	(116)	-	-	75,506,492	-	-	-
6/12/2000	W/H TAX DIV DD	(917)	-	(917)	-	-	75,505,575	-	-	-
6/12/2000	W/H TAX DIV GM	(377)	-	(377)	-	-	75,505,198	-	-	-
6/12/2000	W/H TAX DIV IBM	(272)	-	(272)	-	-	75,504,926	-	-	-
6/12/2000	W/H TAX DIV XOM	(3,893)	-	(3,893)	-	-	75,501,033	-	-	-
6/13/2000	W/H TAX DIV JNJ	(587)	-	(587)	-	-	75,500,446	-	-	-
6/21/2000	CHECK WIRE	3,500,000	3,500,000	-	-	-	79,000,446	-	-	-
6/21/2000	FIDELITY SPARTAN U S TREASURY MONEY MARKET	(18)	-	(18)	-	-	79,000,427	-	-	-
7/10/2000	W/H TAX DIV WMT	(178)	-	(178)	-	-	79,000,249	-	-	-
7/12/2000	CHECK WIRE	2,200,000	2,200,000	-	-	-	81,200,249	-	-	-
7/18/2000	FIDELITY SPARTAN U S TREASURY MONEY MARKET	(1)	-	(1)	-	-	81,200,248	-	-	-
8/2/2000	CHECK WIRE	(100,000)	-	(100,000)	-	-	81,100,248	-	-	-
8/14/2000	CHECK WIRE	(4,000,000)	-	(4,000,000)	-	-	77,100,248	-	-	-
8/15/2000	FIDELITY SPARTAN U S TREASURY MONEY MARKET	(11)	-	(11)	-	-	77,100,237	-	-	-
8/15/2000	W/H TAX DIV PG	(607)	-	(607)	-	-	77,099,630	-	-	-
8/21/2000	W/H TAX DIV TXN	(80)	-	(80)	-	-	77,099,550	-	-	-
8/23/2000	CHECK WIRE	470,000	470,000	-	-	-	77,569,550	-	-	-
8/24/2000	W/H TAX DIV MER	(288)	-	(288)	-	-	77,569,262	-	-	-
8/25/2000	W/H TAX DIV C	(1,474)	-	(1,474)	-	-	77,567,789	-	-	-
9/1/2000	W/H TAX DIV WFC	(849)	-	(849)	-	-	77,566,940	-	-	-
9/1/2000	W/H TAX DIV INTC	(320)	-	(320)	-	-	77,566,620	-	-	-
9/1/2000	W/H TAX DIV LU	(164)	-	(164)	-	-	77,566,456	-	-	-
9/11/2000	W/H TAX DIV IBM	(561)	-	(561)	-	-	77,565,895	-	-	-
9/11/2000	W/H TAX DIV XOM	(2,041)	-	(2,041)	-	-	77,563,855	-	-	-
9/15/2000	FIDELITY SPARTAN U S TREASURY MONEY MARKET	(5)	-	(5)	-	-	77,563,850	-	-	-
9/28/2000	CHECK WIRE	(2,510,000)	-	(2,510,000)	-	-	75,053,850	-	-	-
10/2/2000	W/H TAX DIV KO	(566)	-	(566)	-	-	75,053,284	-	-	-
10/4/2000	CHECK WIRE	(141,200)	-	(141,200)	-	-	74,912,084	-	-	-
10/5/2000	W/H TAX DIV AV	(1)	-	(1)	-	-	74,912,083	-	-	-
10/6/2000	CHECK WIRE	(1,950,000)	-	(1,950,000)	-	-	72,962,083	-	-	-
10/10/2000	W/H TAX DIV WMT	(363)	-	(363)	-	-	72,961,720	-	-	-
10/11/2000	W/H TAX DIV HWP	(378)	-	(378)	-	-	72,961,342	-	-	-
10/18/2000	FIDELITY SPARTAN U S TREASURY MONEY MARKET	(10)	-	(10)	-	-	72,961,332	-	-	-
10/19/2000	CHECK WIRE	(1,770,000)	-	(1,770,000)	-	-	71,191,332	-	-	-
10/25/2000	W/H TAX DIV GE	(3,209)	-	(3,209)	-	-	71,188,122	-	-	-
10/27/2000	W/H TAX DIV MWD	(542)	-	(542)	-	-	71,187,580	-	-	-
11/1/2000	W/H TAX DIV VZ	(2,490)	-	(2,490)	-	-	71,185,090	-	-	-
11/1/2000	W/H TAX DIV BMY	(1,152)	-	(1,152)	-	-	71,183,938	-	-	-
11/1/2000	W/H TAX DIV PHA	(364)	-	(364)	-	-	71,183,574	-	-	-
11/1/2000	W/H TAX DIV T	(1,987)	-	(1,987)	-	-	71,181,587	-	-	-
11/10/2000	W/H TAX DIV AXP	(253)	-	(253)	-	-	71,181,334	-	-	-
11/21/2000	CHECK WIRE	(6,000,000)	-	(6,000,000)	-	-	65,181,334	-	-	-
12/7/2000	CHECK WIRE	(4,000,000)	-	(4,000,000)	-	-	61,181,334	-	-	-
12/12/2000	W/H TAX DIV JNJ	(215)	-	(215)	-	-	61,181,119	-	-	-
12/18/2000	FIDELITY SPARTAN U S TREASURY MONEY MARKET	(57)	-	(57)	-	-	61,181,062	-	-	-
1/10/2001	CHECK WIRE	13,500,000	13,500,000	-	-	-	74,681,062	-	-	-
1/16/2001	CHECK WIRE	10,000,000	10,000,000	-	-	-	84,681,062	-	-	-
1/18/2001	FIDELITY SPARTAN U S TREASURY MONEY MARKET	(20)	-	(20)	-	-	84,681,042	-	-	-
1/26/2001	CHECK WIRE	(1,650,000)	-	(1,650,000)	-	-	83,031,042	-	-	-
1/30/2001	W/H TAX DIV MWD	(477)	-	(477)	-	-	83,030,565	-	-	-
2/1/2001	W/H TAX DIV PHA	(302)	-	(302)	-	-	83,030,263	-	-	-
2/1/2001	W/H TAX DIV VZ	(1,997)	-	(1,997)	-	-	83,028,266	-	-	-
2/12/2001	W/H TAX DIV TXN	(217)	-	(217)	-	-	83,028,049	-	-	-
2/15/2001	CHECK WIRE	960,000	960,000	-	-	-	83,988,049	-	-	-
2/15/2001	W/H TAX DIV PG	(1,867)	-	(1,867)	-	-	83,986,182	-	-	-
2/22/2001	FIDELITY SPARTAN U S TREASURY MONEY MARKET	(10)	-	(10)	-	-	83,986,172	-	-	-
2/23/2001	W/H TAX DIV C	(4,103)	-	(4,103)	-	-	83,982,069	-	-	-
3/1/2001	CHECK WIRE	1,210,000	1,210,000	-	-	-	85,192,069	-	-	-
3/1/2001	W/H TAX DIV WFC	(2,343)	-	(2,343)	-	-	85,189,725	-	-	-
3/1/2001	CHECK WIRE	(3,000,000)	-	(3,000,000)	-	-	82,189,725	-	-	-
3/1/2001	W/H TAX DIV INTC	(799)	-	(799)	-	-	82,188,926	-	-	-
3/1/2001	W/H TAX DIV LU	(259)	-	(259)	-	-	82,188,667	-	-	-
3/8/2001	W/H TAX DIV PFE	(4,159)	-	(4,159)	-	-	82,184,508	-	-	-

BLMIS ACCOUNT NO. 1FR036 - BNP PARIBAS SECURITIES SERVICE ATTN: SYLVAIN FOSSEN

Column 1	Column 2	Column 3	Column 4	Column 5	Column 6	Column 7	Column 8	Column 9	Column 10	Column 11
<u>Date</u>	<u>Transaction Description</u>	<u>Transaction Amount Reported in Customer Statement</u>	<u>Cash Deposits</u>	<u>Cash Withdrawals</u>	<u>Transfers of Principal In</u>	<u>Transfers of Principal Out</u>	<u>Balance of Principal</u>	<u>Preference Period Initial Transfers</u>	<u>Two Year Initial Transfers - Fictitious Profits</u>	<u>Six Year Initial Transfers - Fictitious Profits</u>
3/9/2001	W/H TAX DIV XOM	(8,717)	-	(8,717)	-	-	82,175,790	-	-	-
3/12/2001	W/H TAX DIV IBM	(1,359)	-	(1,359)	-	-	82,174,431	-	-	-
3/13/2001	W/H TAX DIV JNJ	(1,115)	-	(1,115)	-	-	82,173,316	-	-	-
3/16/2001	CHECK WIRE	280,000	280,000	-	-	-	82,453,316	-	-	-
3/19/2001	FIDELITY SPARTAN U S TREASURY MONEY MARKET	(20)	-	(20)	-	-	82,453,296	-	-	-
3/22/2001	W/H TAX DIV HD	(113)	-	(113)	-	-	82,453,183	-	-	-
3/30/2001	W/H TAX DIV PEP	(260)	-	(260)	-	-	82,452,923	-	-	-
4/2/2001	W/H TAX DIV KO	(546)	-	(546)	-	-	82,452,377	-	-	-
4/2/2001	W/H TAX DIV MRK	(931)	-	(931)	-	-	82,451,446	-	-	-
4/2/2001	CHECK WIRE	(3,300,000)	-	(3,300,000)	-	-	79,151,446	-	-	-
4/9/2001	W/H TAX DIV WMT	(1,485)	-	(1,485)	-	-	79,149,961	-	-	-
4/11/2001	W/H TAX DIV HWP	(778)	-	(778)	-	-	79,149,182	-	-	-
4/18/2001	CHECK WIRE	1,090,000	1,090,000	-	-	-	80,239,182	-	-	-
4/24/2001	FIDELITY SPARTAN U S TREASURY MONEY MARKET	(18)	-	(18)	-	-	80,239,164	-	-	-
4/27/2001	W/H TAX DIV MWD	(1,216)	-	(1,216)	-	-	80,237,949	-	-	-
4/30/2001	W/H TAX DIV JPM	(3,057)	-	(3,057)	-	-	80,234,892	-	-	-
5/1/2001	W/H TAX DIV T	(674)	-	(674)	-	-	80,234,218	-	-	-
5/1/2001	W/H TAX DIV VZ	(4,992)	-	(4,992)	-	-	80,229,226	-	-	-
5/1/2001	W/H TAX DIV BMY	(2,547)	-	(2,547)	-	-	80,226,679	-	-	-
5/1/2001	W/H TAX DIV PHA	(744)	-	(744)	-	-	80,225,934	-	-	-
5/2/2001	W/H TAX DIV TYC	(107)	-	(107)	-	-	80,225,828	-	-	-
5/3/2001	CHECK WIRE	2,320,000	2,320,000	-	-	-	82,545,828	-	-	-
5/10/2001	W/H TAX DIV AXP	(504)	-	(504)	-	-	82,545,324	-	-	-
5/15/2001	W/H TAX DIV PG	(2,170)	-	(2,170)	-	-	82,543,154	-	-	-
5/29/2001	CHECK WIRE	2,935,000	2,935,000	-	-	-	85,478,154	-	-	-
6/4/2001	CHECK WIRE	450,000	450,000	-	-	-	85,928,154	-	-	-
6/12/2001	CHECK WIRE	(5,880,000)	-	(5,880,000)	-	-	80,048,154	-	-	-
6/20/2001	FIDELITY SPARTAN U S TREASURY MONEY MARKET	(54)	-	(54)	-	-	80,048,099	-	-	-
7/5/2001	CHECK WIRE	4,950,000	4,950,000	-	-	-	84,998,099	-	-	-
7/9/2001	W/H TAX DIV WMT	(1,090)	-	(1,090)	-	-	84,997,009	-	-	-
7/11/2001	W/H TAX DIV HWP	(260)	-	(260)	-	-	84,996,749	-	-	-
7/11/2001	W/H TAX DIV XOM	(117)	-	(117)	-	-	84,996,632	-	-	-
7/16/2001	CHECK WIRE	2,860,000	2,860,000	-	-	-	87,856,632	-	-	-
7/23/2001	W/H TAX DIV MWD	(1,674)	-	(1,674)	-	-	87,854,958	-	-	-
7/25/2001	FIDELITY SPARTAN U S TREASURY MONEY MARKET	(19)	-	(19)	-	-	87,854,939	-	-	-
7/25/2001	W/H TAX DIV GE	(10,110)	-	(10,110)	-	-	87,844,829	-	-	-
7/31/2001	W/H TAX DIV JPM	(4,328)	-	(4,328)	-	-	87,840,501	-	-	-
8/1/2001	W/H TAX DIV TYC	(149)	-	(149)	-	-	87,840,352	-	-	-
8/1/2001	W/H TAX DIV VZ	(6,593)	-	(6,593)	-	-	87,833,759	-	-	-
8/1/2001	W/H TAX DIV PHA	(1,126)	-	(1,126)	-	-	87,832,633	-	-	-
8/1/2001	W/H TAX DIV BMY	(3,324)	-	(3,324)	-	-	87,829,309	-	-	-
8/10/2001	W/H TAX DIV AXP	(685)	-	(685)	-	-	87,828,624	-	-	-
8/15/2001	W/H TAX DIV PG	(1,435)	-	(1,435)	-	-	87,827,189	-	-	-
8/16/2001	CHECK WIRE	4,950,000	4,950,000	-	-	-	92,777,189	-	-	-
8/24/2001	FIDELITY SPARTAN U S TREASURY MONEY MARKET	(37)	-	(37)	-	-	92,777,151	-	-	-
8/31/2001	CHECK WIRE	3,747,000	3,747,000	-	-	-	96,524,151	-	-	-
9/10/2001	CHECK WIRE	1,225,000	1,225,000	-	-	-	97,749,151	-	-	-
9/13/2001	W/H TAX DIV HD	(709)	-	(709)	-	-	97,748,443	-	-	-
9/28/2001	W/H TAX DIV BAC	(6,764)	-	(6,764)	-	-	97,741,679	-	-	-
9/28/2001	W/H TAX DIV PEP	(1,956)	-	(1,956)	-	-	97,739,723	-	-	-
10/1/2001	W/H TAX DIV MRK	(6,130)	-	(6,130)	-	-	97,733,593	-	-	-
10/1/2001	W/H TAX DIV KO	(3,370)	-	(3,370)	-	-	97,730,223	-	-	-
10/9/2001	CHECK WIRE	4,950,000	4,950,000	-	-	-	102,680,223	-	-	-
10/9/2001	W/H TAX DIV WMT	(2,382)	-	(2,382)	-	-	102,677,841	-	-	-
10/10/2001	W/H TAX DIV HWP	(1,193)	-	(1,193)	-	-	102,676,649	-	-	-
10/15/2001	FIDELITY SPARTAN U S TREASURY MONEY MARKET	(37)	-	(37)	-	-	102,676,612	-	-	-
10/18/2001	CHECK WIRE	3,090,000	3,090,000	-	-	-	105,766,612	-	-	-
10/25/2001	W/H TAX DIV GE	(12,178)	-	(12,178)	-	-	105,754,434	-	-	-
10/26/2001	W/H TAX DIV MWD	(1,993)	-	(1,993)	-	-	105,752,441	-	-	-
10/31/2001	W/H TAX DIV JPM	(5,133)	-	(5,133)	-	-	105,747,308	-	-	-
11/1/2001	W/H TAX DIV VZ	(7,905)	-	(7,905)	-	-	105,739,403	-	-	-
11/1/2001	W/H TAX DIV PHA	(1,304)	-	(1,304)	-	-	105,738,099	-	-	-
11/1/2001	W/H TAX DIV T	(989)	-	(989)	-	-	105,737,109	-	-	-

BLMIS ACCOUNT NO. 1FR036 - BNP PARIBAS SECURITIES SERVICE ATTN: SYLVAIN FOSSEN

Column 1	Column 2	Column 3	Column 4	Column 5	Column 6	Column 7	Column 8	Column 9	Column 10	Column 11
Date	Transaction Description	Transaction Amount Reported in Customer Statement	Cash Deposits	Cash Withdrawals	Transfers of Principal In	Transfers of Principal Out	Balance of Principal	Preference Period Initial Transfers	Two Year Initial Transfers - Fictitious Profits	Six Year Initial Transfers - Fictitious Profits
11/1/2001	W/H TAX DIV BMY	(4,094)	-	(4,094)	-	-	105,733,015	-	-	-
11/1/2001	W/H TAX DIV TYC	(186)	-	(186)	-	-	105,732,829	-	-	-
11/9/2001	W/H TAX DIV AXP	(806)	-	(806)	-	-	105,732,023	-	-	-
11/15/2001	W/H TAX DIV PG	(3,672)	-	(3,672)	-	-	105,728,351	-	-	-
11/19/2001	CHECK WIRE	610,000	610,000	-	-	-	106,338,351	-	-	-
11/19/2001	FIDELITY SPARTAN U S TREASURY MONEY MARKET	(3)	-	(3)	-	-	106,338,348	-	-	-
11/19/2001	W/H TAX DIV TXN	(287)	-	(287)	-	-	106,338,061	-	-	-
11/21/2001	W/H TAX DIV C	(6,154)	-	(6,154)	-	-	106,331,908	-	-	-
12/3/2001	W/H TAX DIV INTC	(1,043)	-	(1,043)	-	-	106,330,864	-	-	-
12/3/2001	W/H TAX DIV MCD	(2,128)	-	(2,128)	-	-	106,328,737	-	-	-
12/3/2001	CHECK WIRE	(2,650,000)	-	(2,650,000)	-	-	103,678,737	-	-	-
12/3/2001	W/H TAX DIV WFC	(3,405)	-	(3,405)	-	-	103,675,331	-	-	-
12/6/2001	W/H TAX DIV PFE	(3,479)	-	(3,479)	-	-	103,671,853	-	-	-
12/10/2001	W/H TAX DIV IBM	(1,860)	-	(1,860)	-	-	103,669,993	-	-	-
12/10/2001	W/H TAX DIV XOM	(12,184)	-	(12,184)	-	-	103,657,809	-	-	-
12/14/2001	W/H TAX DIV DD	(2,689)	-	(2,689)	-	-	103,655,120	-	-	-
12/14/2001	CHECK WIRE	(610,000)	-	(610,000)	-	-	103,045,120	-	-	-
12/31/2001	FIDELITY SPARTAN U S TREASURY MONEY MARKET	(13)	-	(13)	-	-	103,045,107	-	-	-
1/7/2002	W/H TAX DIV WMT	(478)	-	(478)	-	-	103,044,629	-	-	-
1/10/2002	CHECK WIRE	2,750,000	2,750,000	-	-	-	105,794,629	-	-	-
1/10/2002	FIDELITY SPARTAN U S TREASURY MONEY MARKET	(5)	-	(5)	-	-	105,794,625	-	-	-
1/16/2002	CHECK WIRE	3,272,000	3,272,000	-	-	-	109,066,625	-	-	-
1/25/2002	W/H TAX DIV MWD	(1,464)	-	(1,464)	-	-	109,065,161	-	-	-
2/1/2002	W/H TAX DIV SBC	(4,931)	-	(4,931)	-	-	109,060,230	-	-	-
2/1/2002	W/H TAX DIV PHA	(991)	-	(991)	-	-	109,059,238	-	-	-
2/1/2002	W/H TAX DIV VZ	(5,957)	-	(5,957)	-	-	109,053,282	-	-	-
2/11/2002	W/H TAX DIV TXN	(295)	-	(295)	-	-	109,052,987	-	-	-
2/15/2002	W/H TAX DIV PG	(3,911)	-	(3,911)	-	-	109,049,076	-	-	-
2/20/2002	CHECK WIRE	(3,000,000)	-	(3,000,000)	-	-	106,049,076	-	-	-
2/21/2002	FIDELITY SPARTAN U S TREASURY MONEY MARKET	(8)	-	(8)	-	-	106,049,069	-	-	-
2/22/2002	W/H TAX DIV C	(6,524)	-	(6,524)	-	-	106,042,545	-	-	-
3/1/2002	CHECK WIRE	3,500,000	3,500,000	-	-	-	109,542,545	-	-	-
3/1/2002	W/H TAX DIV INTC	(1,101)	-	(1,101)	-	-	109,541,444	-	-	-
3/1/2002	W/H TAX DIV WFC	(3,568)	-	(3,568)	-	-	109,537,876	-	-	-
3/6/2002	FIDELITY SPARTAN U S TREASURY MONEY MARKET	(3)	-	(3)	-	-	109,537,873	-	-	-
3/7/2002	W/H TAX DIV PFE	(6,543)	-	(6,543)	-	-	109,531,331	-	-	-
3/11/2002	W/H TAX DIV BUD	(1,407)	-	(1,407)	-	-	109,529,924	-	-	-
3/11/2002	W/H TAX DIV XOM	(12,602)	-	(12,602)	-	-	109,517,322	-	-	-
3/11/2002	W/H TAX DIV IBM	(1,921)	-	(1,921)	-	-	109,515,401	-	-	-
3/12/2002	W/H TAX DIV JNJ	(2,740)	-	(2,740)	-	-	109,512,661	-	-	-
3/14/2002	W/H TAX DIV DD	(2,882)	-	(2,882)	-	-	109,509,779	-	-	-
3/15/2002	W/H TAX DIV AIG	(408)	-	(408)	-	-	109,509,371	-	-	-
3/22/2002	W/H TAX DIV BAC	(3,561)	-	(3,561)	-	-	109,505,810	-	-	-
3/28/2002	W/H TAX DIV HD	(1,024)	-	(1,024)	-	-	109,504,787	-	-	-
4/1/2002	W/H TAX DIV MRK	(7,127)	-	(7,127)	-	-	109,497,659	-	-	-
4/1/2002	W/H TAX DIV KO	(4,444)	-	(4,444)	-	-	109,493,215	-	-	-
4/1/2002	W/H TAX DIV PEP	(2,222)	-	(2,222)	-	-	109,490,993	-	-	-
4/1/2002	W/H TAX DIV ONE	(1,168)	-	(1,168)	-	-	109,489,826	-	-	-
4/10/2002	W/H TAX DIV MO	(11,110)	-	(11,110)	-	-	109,478,716	-	-	-
4/18/2002	W/H TAX DIV WMT	(2,972)	-	(2,972)	-	-	109,475,743	-	-	-
4/23/2002	FIDELITY SPARTAN U S TREASURY MONEY MARKET	(12)	-	(12)	-	-	109,475,732	-	-	-
4/25/2002	W/H TAX DIV GE	(6,778)	-	(6,778)	-	-	109,468,953	-	-	-
4/25/2002	CHECK WIRE	(1,000,000)	-	(1,000,000)	-	-	108,468,953	-	-	-
4/26/2002	W/H TAX DIV MDT	(617)	-	(617)	-	-	108,468,337	-	-	-
4/26/2002	W/H TAX DIV MWD	(2,241)	-	(2,241)	-	-	108,466,095	-	-	-
4/30/2002	W/H TAX DIV JPM	(5,992)	-	(5,992)	-	-	108,460,104	-	-	-
5/1/2002	W/H TAX DIV SBC	(8,097)	-	(8,097)	-	-	108,452,006	-	-	-
5/1/2002	W/H TAX DIV VZ	(9,358)	-	(9,358)	-	-	108,442,648	-	-	-
5/1/2002	W/H TAX DIV TYC	(225)	-	(225)	-	-	108,442,424	-	-	-
5/1/2002	W/H TAX DIV PHA	(1,552)	-	(1,552)	-	-	108,440,872	-	-	-
5/1/2002	W/H TAX DIV T	(1,178)	-	(1,178)	-	-	108,439,694	-	-	-
5/1/2002	W/H TAX DIV BMY	(4,845)	-	(4,845)	-	-	108,434,850	-	-	-
5/10/2002	FIDELITY SPARTAN U S TREASURY MONEY MARKET	(5)	-	(5)	-	-	108,434,845	-	-	-

BLMIS ACCOUNT NO. 1FR036 - BNP PARIBAS SECURITIES SERVICE ATTN: SYLVAIN FOSSEN

Column 1	Column 2	Column 3	Column 4	Column 5	Column 6	Column 7	Column 8	Column 9	Column 10	Column 11
Date	<u>Transaction Description</u>	<u>Transaction Amount Reported in Customer Statement</u>	<u>Cash Deposits</u>	<u>Cash Withdrawals</u>	<u>Transfers of Principal In</u>	<u>Transfers of Principal Out</u>	<u>Balance of Principal</u>	<u>Preference Period Initial Transfers</u>	<u>Two Year Initial Transfers - Fictitious Profits</u>	<u>Six Year Initial Transfers - Fictitious Profits</u>
5/15/2002	W/H TAX DIV PG	(2,307)	-	(2,307)	-	-	108,432,538	-	-	-
5/24/2002	W/H TAX DIV C	(4,560)	-	(4,560)	-	-	108,427,979	-	-	-
6/3/2002	W/H TAX DIV WFC	(4,682)	-	(4,682)	-	-	108,423,297	-	-	-
6/3/2002	W/H TAX DIV INTC	(647)	-	(647)	-	-	108,422,650	-	-	-
6/6/2002	W/H TAX DIV PFE	(8,153)	-	(8,153)	-	-	108,414,497	-	-	-
6/10/2002	W/H TAX DIV IBM	(2,604)	-	(2,604)	-	-	108,411,893	-	-	-
6/10/2002	W/H TAX DIV BUD	(1,157)	-	(1,157)	-	-	108,410,737	-	-	-
6/10/2002	W/H TAX DIV XOM	(15,577)	-	(15,577)	-	-	108,395,160	-	-	-
6/11/2002	W/H TAX DIV JNJ	(2,237)	-	(2,237)	-	-	108,392,923	-	-	-
6/12/2002	W/H TAX DIV DD	(2,612)	-	(2,612)	-	-	108,390,311	-	-	-
6/25/2002	CHECK WIRE	4,950,000	4,950,000	-	-	-	113,340,311	-	-	-
6/25/2002	FIDELITY SPARTAN U S TREASURY MONEY MARKET	(0)	-	(0)	-	-	113,340,311	-	-	-
6/28/2002	CHECK WIRE	4,950,000	4,950,000	-	-	-	118,290,311	-	-	-
7/9/2002	CHECK WIRE	4,950,000	4,950,000	-	-	-	123,240,311	-	-	-
7/10/2002	CHECK WIRE	4,950,000	4,950,000	-	-	-	128,190,311	-	-	-
7/10/2002	W/H TAX DIV MO	(1,888)	-	(1,888)	-	-	128,188,424	-	-	-
7/15/2002	W/H TAX DIV USB	(608)	-	(608)	-	-	128,187,816	-	-	-
7/19/2002	FIDELITY SPARTAN U S TREASURY MONEY MARKET	(9)	-	(9)	-	-	128,187,807	-	-	-
7/25/2002	W/H TAX DIV GE	(2,905)	-	(2,905)	-	-	128,184,902	-	-	-
7/26/2002	W/H TAX DIV MWD	(405)	-	(405)	-	-	128,184,497	-	-	-
7/26/2002	FIDELITY SPARTAN U S TREASURY MONEY MARKET	(2)	-	(2)	-	-	128,184,495	-	-	-
7/26/2002	W/H TAX DIV MDT	(119)	-	(119)	-	-	128,184,376	-	-	-
7/31/2002	CHECK WIRE	4,350,000	4,350,000	-	-	-	132,534,376	-	-	-
7/31/2002	CHECK WIRE	4,950,000	4,950,000	-	-	-	137,484,376	-	-	-
7/31/2002	CHECK WIRE	4,950,000	4,950,000	-	-	-	142,434,376	-	-	-
7/31/2002	W/H TAX DIV JPM	(1,107)	-	(1,107)	-	-	142,433,270	-	-	-
8/1/2002	CHECK WIRE	(2,600,000)	-	(2,600,000)	-	-	139,833,270	-	-	-
8/1/2002	W/H TAX DIV PHA	(275)	-	(275)	-	-	139,832,995	-	-	-
8/1/2002	W/H TAX DIV SBC	(1,428)	-	(1,428)	-	-	139,831,568	-	-	-
8/1/2002	W/H TAX DIV T	(229)	-	(229)	-	-	139,831,339	-	-	-
8/1/2002	W/H TAX DIV BMY	(873)	-	(873)	-	-	139,830,465	-	-	-
8/1/2002	W/H TAX DIV VZ	(1,671)	-	(1,671)	-	-	139,828,795	-	-	-
8/9/2002	W/H TAX DIV AXP	(163)	-	(163)	-	-	139,828,632	-	-	-
8/19/2002	W/H TAX DIV MON	(1)	-	(1)	-	-	139,828,631	-	-	-
8/19/2002	W/H TAX DIV TXN	(524)	-	(524)	-	-	139,828,108	-	-	-
8/23/2002	W/H TAX DIV C	(13,644)	-	(13,644)	-	-	139,814,464	-	-	-
8/26/2002	FIDELITY SPARTAN U S TREASURY MONEY MARKET	(3)	-	(3)	-	-	139,814,461	-	-	-
9/3/2002	W/H TAX DIV INTC	(1,919)	-	(1,919)	-	-	139,812,542	-	-	-
9/3/2002	W/H TAX DIV WFC	(6,898)	-	(6,898)	-	-	139,805,644	-	-	-
9/5/2002	W/H TAX DIV G	(2,402)	-	(2,402)	-	-	139,803,242	-	-	-
9/5/2002	W/H TAX DIV PFE	(11,749)	-	(11,749)	-	-	139,791,492	-	-	-
9/6/2002	W/H TAX DIV BA	(2,018)	-	(2,018)	-	-	139,789,475	-	-	-
9/9/2002	W/H TAX DIV BUD	(2,402)	-	(2,402)	-	-	139,787,073	-	-	-
9/10/2002	W/H TAX DIV IBM	(3,628)	-	(3,628)	-	-	139,783,445	-	-	-
9/10/2002	W/H TAX DIV JNJ	(2,868)	-	(2,868)	-	-	139,780,577	-	-	-
9/10/2002	FIDELITY SPARTAN U S TREASURY MONEY MARKET	(13)	-	(13)	-	-	139,780,563	-	-	-
9/10/2002	W/H TAX DIV XOM	(22,202)	-	(22,202)	-	-	139,758,362	-	-	-
9/12/2002	W/H TAX DIV DD	(4,903)	-	(4,903)	-	-	139,753,459	-	-	-
9/17/2002	CHECK WIRE	3,600,000	3,600,000	-	-	-	143,353,459	-	-	-
10/1/2002	CHECK WIRE	(3,950,000)	-	(3,950,000)	-	-	139,403,459	-	-	-
10/4/2002	CHECK WIRE	(1,240,000)	-	(1,240,000)	-	-	138,163,459	-	-	-
10/15/2002	CHECK WIRE	(2,700,000)	-	(2,700,000)	-	-	135,463,459	-	-	-
10/17/2002	FIDELITY SPARTAN U S TREASURY MONEY MARKET	(54)	-	(54)	-	-	135,463,405	-	-	-
11/13/2002	CHECK WIRE	4,000,000	4,000,000	-	-	-	139,463,405	-	-	-
11/15/2002	W/H TAX DIV CL	(863)	-	(863)	-	-	139,462,542	-	-	-
11/15/2002	W/H TAX DIV PG	(2,995)	-	(2,995)	-	-	139,459,547	-	-	-
11/18/2002	W/H TAX DIV TXN	(306)	-	(306)	-	-	139,459,241	-	-	-
11/20/2002	CHECK WIRE	1,990,000	1,990,000	-	-	-	141,449,241	-	-	-
11/22/2002	W/H TAX DIV C	(7,639)	-	(7,639)	-	-	141,441,602	-	-	-
11/25/2002	W/H TAX DIV GS	(480)	-	(480)	-	-	141,441,122	-	-	-
11/27/2002	W/H TAX DIV MER	(1,196)	-	(1,196)	-	-	141,439,926	-	-	-
11/29/2002	CHECK WIRE	1,985,000	1,985,000	-	-	-	143,424,926	-	-	-
12/13/2002	CHECK WIRE	(6,150,000)	-	(6,150,000)	-	-	137,274,926	-	-	-

BLMIS ACCOUNT NO. 1FR036 - BNP PARIBAS SECURITIES SERVICE ATTN: SYLVAIN FOSSEN

Column 1	Column 2	Column 3	Column 4	Column 5	Column 6	Column 7	Column 8	Column 9	Column 10	Column 11
<u>Date</u>	<u>Transaction Description</u>	<u>Transaction Amount Reported in Customer Statement</u>	<u>Cash Deposits</u>	<u>Cash Withdrawals</u>	<u>Transfers of Principal In</u>	<u>Transfers of Principal Out</u>	<u>Balance of Principal</u>	<u>Preference Period Initial Transfers</u>	<u>Two Year Initial Transfers - Fictitious Profits</u>	<u>Six Year Initial Transfers - Fictitious Profits</u>
12/17/2002	CHECK WIRE	(400,000)	-	(400,000)	-	-	136,874,926	-	-	-
1/6/2003	W/H TAX DIV INTC	(1,141)	-	(1,141)	-	-	136,873,785	-	-	-
1/6/2003	W/H TAX DIV HCA	(96)	-	(96)	-	-	136,873,689	-	-	-
1/6/2003	W/H TAX DIV INJ	(1,401)	-	(1,401)	-	-	136,872,288	-	-	-
1/6/2003	W/H TAX DIV IBM	(2,163)	-	(2,163)	-	-	136,870,124	-	-	-
1/6/2003	W/H TAX DIV BUD	(1,451)	-	(1,451)	-	-	136,868,673	-	-	-
1/6/2003	W/H TAX DIV XOM	(13,232)	-	(13,232)	-	-	136,855,441	-	-	-
1/6/2003	W/H TAX DIV WFC	(4,098)	-	(4,098)	-	-	136,851,343	-	-	-
1/6/2003	W/H TAX DIV DD	(2,124)	-	(2,124)	-	-	136,849,218	-	-	-
1/6/2003	W/H TAX DIV PFE	(4,871)	-	(4,871)	-	-	136,844,348	-	-	-
1/6/2003	W/H TAX DIV BA	(869)	-	(869)	-	-	136,843,479	-	-	-
1/6/2003	W/H TAX DIV UTX	(695)	-	(695)	-	-	136,842,784	-	-	-
1/6/2003	W/H TAX DIV G	(1,469)	-	(1,469)	-	-	136,841,315	-	-	-
1/6/2003	FIDELITY SPARTAN U S TREASURY MONEY MARKET	(24)	-	(24)	-	-	136,841,291	-	-	-
1/10/2003	FIDELITY SPARTAN U S TREASURY MONEY MARKET	(1)	-	(1)	-	-	136,841,290	-	-	-
1/16/2003	CHECK WIRE	(14,547,000)	-	(14,547,000)	-	-	122,294,290	-	-	-
1/31/2003	W/H TAX DIV MWD	(1,847)	-	(1,847)	-	-	122,292,442	-	-	-
2/3/2003	W/H TAX DIV SBC	(6,687)	-	(6,687)	-	-	122,285,755	-	-	-
2/3/2003	W/H TAX DIV VZ	(7,860)	-	(7,860)	-	-	122,277,896	-	-	-
2/3/2003	W/H TAX DIV PHA	(2,309)	-	(2,309)	-	-	122,275,586	-	-	-
2/10/2003	W/H TAX DIV TXN	(438)	-	(438)	-	-	122,275,149	-	-	-
2/14/2003	CHECK WIRE	17,940,000	17,940,000	-	-	-	140,215,149	-	-	-
2/14/2003	W/H TAX DIV CL	(1,188)	-	(1,188)	-	-	140,213,961	-	-	-
2/14/2003	W/H TAX DIV PFE	(12,268)	-	(12,268)	-	-	140,201,693	-	-	-
2/14/2003	W/H TAX DIV PG	(7,014)	-	(7,014)	-	-	140,194,679	-	-	-
2/27/2003	W/H TAX DIV GS	(733)	-	(733)	-	-	140,193,946	-	-	-
2/28/2003	CHECK WIRE	(1,310,000)	-	(1,310,000)	-	-	138,883,946	-	-	-
2/28/2003	W/H TAX DIV C	(12,377)	-	(12,377)	-	-	138,871,569	-	-	-
2/28/2003	W/H TAX DIV MER	(1,632)	-	(1,632)	-	-	138,869,937	-	-	-
3/3/2003	W/H TAX DIV WFC	(6,098)	-	(6,098)	-	-	138,863,838	-	-	-
3/3/2003	W/H TAX DIV INTC	(1,594)	-	(1,594)	-	-	138,862,244	-	-	-
3/5/2003	W/H 1/31/03G	(2,052)	-	(2,052)	-	-	138,860,192	-	-	-
3/7/2003	W/H TAX DIV MSFT	(8,026)	-	(8,026)	-	-	138,852,166	-	-	-
3/7/2003	W/H TAX DIV BA	(1,683)	-	(1,683)	-	-	138,850,483	-	-	-
3/10/2003	W/H TAX DIV IBM	(3,014)	-	(3,014)	-	-	138,847,469	-	-	-
3/10/2003	W/H TAX DIV UTX	(1,347)	-	(1,347)	-	-	138,846,122	-	-	-
3/10/2003	W/H TAX DIV XOM	(18,518)	-	(18,518)	-	-	138,827,604	-	-	-
3/10/2003	W/H TAX DIV BUD	(1,930)	-	(1,930)	-	-	138,825,674	-	-	-
3/11/2003	W/H TAX DIV INJ	(7,261)	-	(7,261)	-	-	138,818,412	-	-	-
3/12/2003	W/H TAX DIV MMM	(2,265)	-	(2,265)	-	-	138,816,148	-	-	-
3/14/2003	W/H TAX DIV DD	(4,234)	-	(4,234)	-	-	138,811,914	-	-	-
3/17/2003	FIDELITY SPARTAN U S TREASURY MONEY MARKET	(35)	-	(35)	-	-	138,811,879	-	-	-
4/1/2003	CHECK WIRE	(200,000)	-	(200,000)	-	-	138,611,879	-	-	-
4/7/2003	W/H TAX DIV WMT	(5,994)	-	(5,994)	-	-	138,605,884	-	-	-
4/9/2003	W/H TAX DIV HPQ	(3,780)	-	(3,780)	-	-	138,602,104	-	-	-
4/15/2003	FIDELITY SPARTAN U S TREASURY MONEY MARKET	(16)	-	(16)	-	-	138,602,088	-	-	-
4/28/2003	CHECK WIRE	1,800,000	1,800,000	-	-	-	140,402,088	-	-	-
4/28/2003	CHECK WIRE	2,000,000	2,000,000	-	-	-	142,402,088	-	-	-
5/6/2003	CHECK WIRE	10,900,000	10,900,000	-	-	-	153,302,088	-	-	-
5/9/2003	FIDELITY SPARTAN U S TREASURY MONEY MARKET	(127)	-	(127)	-	-	153,301,961	-	-	-
5/19/2003	FIDELITY SPARTAN U S TREASURY MONEY MARKET	(8)	-	(8)	-	-	153,301,953	-	-	-
5/28/2003	W/H TAX DIV MER	(1,503)	-	(1,503)	-	-	153,300,450	-	-	-
5/30/2003	FIDELITY SPARTAN U S TREASURY MONEY MARKET	(1)	-	(1)	-	-	153,300,449	-	-	-
6/2/2003	W/H TAX DIV INTC	(813)	-	(813)	-	-	153,299,636	-	-	-
6/2/2003	W/H TAX DIV WFC	(5,636)	-	(5,636)	-	-	153,294,000	-	-	-
6/5/2003	CHECK WIRE	15,500,000	15,500,000	-	-	-	168,794,000	-	-	-
6/5/2003	W/H TAX DIV PFE	(13,494)	-	(13,494)	-	-	168,780,506	-	-	-
6/9/2003	W/H TAX DIV BUD	(1,832)	-	(1,832)	-	-	168,778,674	-	-	-
6/10/2003	W/H TAX DIV XOM	(18,906)	-	(18,906)	-	-	168,759,768	-	-	-
6/10/2003	W/H TAX DIV IBM	(3,006)	-	(3,006)	-	-	168,756,762	-	-	-
6/10/2003	W/H TAX DIV INJ	(8,016)	-	(8,016)	-	-	168,748,746	-	-	-
6/10/2003	W/H TAX DIV UTX	(1,409)	-	(1,409)	-	-	168,747,337	-	-	-
6/12/2003	W/H TAX DIV DD	(4,018)	-	(4,018)	-	-	168,743,319	-	-	-

BLMIS ACCOUNT NO. 1FR036 - BNP PARIBAS SECURITIES SERVICE ATTN: SYLVAIN FOSSEN

Column 1	Column 2	Column 3	Column 4	Column 5	Column 6	Column 7	Column 8	Column 9	Column 10	Column 11
<u>Date</u>	<u>Transaction Description</u>	<u>Transaction Amount Reported in Customer Statement</u>	<u>Cash Deposits</u>	<u>Cash Withdrawals</u>	<u>Transfers of Principal In</u>	<u>Transfers of Principal Out</u>	<u>Balance of Principal</u>	<u>Preference Period Initial Transfers</u>	<u>Two Year Initial Transfers - Fictitious Profits</u>	<u>Six Year Initial Transfers - Fictitious Profits</u>
6/12/2003	W/H TAX DIV MMM	(2,755)	-	(2,755)	-	-	168,740,564	-	-	-
6/20/2003	W/H TAX DIV AIG	(1,792)	-	(1,792)	-	-	168,738,772	-	-	-
6/25/2003	FIDELITY SPARTAN U S TREASURY MONEY MARKET	(5)	-	(5)	-	-	168,738,767	-	-	-
6/26/2003	W/H TAX DIV HD	(2,048)	-	(2,048)	-	-	168,736,719	-	-	-
6/27/2003	W/H TAX DIV BAC	(13,995)	-	(13,995)	-	-	168,722,724	-	-	-
6/30/2003	CHECK WIRE	(7,265,000)	-	(7,265,000)	-	-	161,457,724	-	-	-
6/30/2003	W/H TAX DIV PEP	(4,038)	-	(4,038)	-	-	161,453,686	-	-	-
7/1/2003	W/H TAX DIV ALL	(1,920)	-	(1,920)	-	-	161,451,765	-	-	-
7/1/2003	W/H TAX DIV KO	(8,031)	-	(8,031)	-	-	161,443,734	-	-	-
7/1/2003	W/H TAX DIV ONE	(3,624)	-	(3,624)	-	-	161,440,111	-	-	-
7/1/2003	W/H TAX DIV MRK	(11,705)	-	(11,705)	-	-	161,428,406	-	-	-
7/2/2003	CHECK WIRE	(755,000)	-	(755,000)	-	-	160,673,406	-	-	-
7/3/2003	W/H TAX DIV SLB	(1,174)	-	(1,174)	-	-	160,672,232	-	-	-
7/7/2003	W/H TAX DIV WMT	(2,711)	-	(2,711)	-	-	160,669,521	-	-	-
7/8/2003	W/H TAX DIV MO	(19,418)	-	(19,418)	-	-	160,650,103	-	-	-
7/9/2003	W/H TAX DIV HPQ	(3,582)	-	(3,582)	-	-	160,646,521	-	-	-
7/10/2003	FIDELITY SPARTAN U S TREASURY MONEY MARKET	(4)	-	(4)	-	-	160,646,517	-	-	-
7/21/2003	FIDELITY SPARTAN U S TREASURY MONEY MARKET	(3)	-	(3)	-	-	160,646,514	-	-	-
7/23/2003	CHECK WIRE	(200,000)	-	(200,000)	-	-	160,446,514	-	-	-
7/30/2003	FIDELITY SPARTAN U S TREASURY MONEY MARKET	(1)	-	(1)	-	-	160,446,514	-	-	-
7/31/2003	W/H TAX DIV MWD	(3,569)	-	(3,569)	-	-	160,442,945	-	-	-
8/1/2003	W/H TAX DIV SBC	(17,805)	-	(17,805)	-	-	160,425,140	-	-	-
8/1/2003	W/H TAX DIV VZ	(14,934)	-	(14,934)	-	-	160,410,206	-	-	-
8/15/2003	W/H TAX DIV CL	(1,862)	-	(1,862)	-	-	160,408,344	-	-	-
8/15/2003	W/H TAX DIV PG	(8,236)	-	(8,236)	-	-	160,400,108	-	-	-
8/18/2003	W/H TAX DIV TXN	(514)	-	(514)	-	-	160,399,594	-	-	-
8/22/2003	W/H TAX DIV C	(25,492)	-	(25,492)	-	-	160,374,102	-	-	-
8/27/2003	W/H TAX DIV MER	(2,069)	-	(2,069)	-	-	160,372,033	-	-	-
8/28/2003	W/H TAX DIV GS	(1,616)	-	(1,616)	-	-	160,370,417	-	-	-
9/2/2003	FIDELITY SPARTAN U S TREASURY MONEY MARKET	(9)	-	(9)	-	-	160,370,408	-	-	-
9/2/2003	CHECK WIRE	(12,500,000)	-	(12,500,000)	-	-	147,870,408	-	-	-
9/2/2003	W/H TAX DIV INTC	(1,843)	-	(1,843)	-	-	147,868,565	-	-	-
9/2/2003	W/H TAX DIV WFC	(10,473)	-	(10,473)	-	-	147,858,091	-	-	-
9/4/2003	W/H TAX DIV PFE	(10,277)	-	(10,277)	-	-	147,847,814	-	-	-
9/5/2003	W/H TAX DIV G	(2,311)	-	(2,311)	-	-	147,845,503	-	-	-
9/5/2003	W/H TAX DIV BA	(1,227)	-	(1,227)	-	-	147,844,277	-	-	-
9/5/2003	FIDELITY SPARTAN U S TREASURY MONEY MARKET	(1)	-	(1)	-	-	147,844,276	-	-	-
9/9/2003	W/H TAX DIV BUD	(2,560)	-	(2,560)	-	-	147,841,715	-	-	-
9/10/2003	W/H TAX DIV XOM	(23,519)	-	(23,519)	-	-	147,818,197	-	-	-
9/10/2003	W/H TAX DIV IBM	(3,931)	-	(3,931)	-	-	147,814,266	-	-	-
9/10/2003	FIDELITY SPARTAN U S TREASURY MONEY MARKET	(1)	-	(1)	-	-	147,814,265	-	-	-
9/12/2003	W/H TAX DIV DD	(3,086)	-	(3,086)	-	-	147,811,179	-	-	-
9/19/2003	W/H TAX DIV AIG	(802)	-	(802)	-	-	147,810,376	-	-	-
9/23/2003	FIDELITY SPARTAN U S TREASURY MONEY MARKET	(7)	-	(7)	-	-	147,810,370	-	-	-
9/26/2003	W/H TAX DIV BAC	(5,790)	-	(5,790)	-	-	147,804,580	-	-	-
9/30/2003	W/H TAX DIV PEP	(3,022)	-	(3,022)	-	-	147,801,558	-	-	-
10/1/2003	W/H TAX DIV VIA.B	(914)	-	(914)	-	-	147,800,644	-	-	-
10/1/2003	W/H TAX DIV MRK	(3,938)	-	(3,938)	-	-	147,796,706	-	-	-
10/1/2003	W/H TAX DIV ONE	(3,231)	-	(3,231)	-	-	147,793,475	-	-	-
10/1/2003	W/H TAX DIV KO	(5,999)	-	(5,999)	-	-	147,787,476	-	-	-
10/8/2003	W/H TAX DIV HPQ	(2,704)	-	(2,704)	-	-	147,784,772	-	-	-
10/9/2003	W/H TAX DIV MO	(15,549)	-	(15,549)	-	-	147,769,222	-	-	-
10/14/2003	FIDELITY SPARTAN U S TREASURY MONEY MARKET	(10)	-	(10)	-	-	147,769,213	-	-	-
10/31/2003	W/H TAX DIV MWD	(2,357)	-	(2,357)	-	-	147,766,855	-	-	-
11/3/2003	CHECK WIRE	23,000,000	23,000,000	-	-	-	170,766,855	-	-	-
11/3/2003	W/H TAX DIV SBC	(3,160)	-	(3,160)	-	-	170,763,695	-	-	-
11/3/2003	W/H TAX DIV SBC	(8,927)	-	(8,927)	-	-	170,754,768	-	-	-
11/3/2003	W/H TAX DIV VZ	(10,194)	-	(10,194)	-	-	170,744,574	-	-	-
11/7/2003	W/H TAX DIV MSFT	(24,430)	-	(24,430)	-	-	170,720,144	-	-	-
11/14/2003	W/H TAX DIV PG	(8,219)	-	(8,219)	-	-	170,711,924	-	-	-
11/17/2003	W/H TAX DIV TXN	(527)	-	(527)	-	-	170,711,397	-	-	-
11/24/2003	W/H TAX DIV GS	(1,577)	-	(1,577)	-	-	170,709,820	-	-	-
11/25/2003	FIDELITY SPARTAN U S TREASURY MONEY MARKET	(11)	-	(11)	-	-	170,709,809	-	-	-

BLMIS ACCOUNT NO. IFR036 - BNP PARIBAS SECURITIES SERVICE ATTN: SYLVAIN FOSSEN

Column 1	Column 2	Column 3	Column 4	Column 5	Column 6	Column 7	Column 8	Column 9	Column 10	Column 11
Date	Transaction Description	Transaction Amount Reported in Customer Statement	Cash Deposits	Cash Withdrawals	Transfers of Principal In	Transfers of Principal Out	Balance of Principal	Preference Period Initial Transfers	Two Year Initial Transfers - Fictitious Profits	Six Year Initial Transfers - Fictitious Profits
11/26/2003	W/H TAX DIV MER	(2,155)	-	(2,155)	-	-	170,707,654	-	-	-
11/26/2003	W/H TAX DIV C	(25,451)	-	(25,451)	-	-	170,682,203	-	-	-
12/1/2003	CHECK WIRE	5,180,000	5,180,000	-	-	-	175,862,203	-	-	-
12/1/2003	W/H TAX DIV MCD	(7,064)	-	(7,064)	-	-	175,855,139	-	-	-
12/1/2003	W/H TAX DIV WFC	(10,786)	-	(10,786)	-	-	175,844,353	-	-	-
12/1/2003	W/H TAX DIV INTC	(1,878)	-	(1,878)	-	-	175,842,475	-	-	-
12/4/2003	W/H TAX DIV PFE	(16,395)	-	(16,395)	-	-	175,826,080	-	-	-
12/5/2003	W/H TAX DIV G	(2,255)	-	(2,255)	-	-	175,823,826	-	-	-
12/9/2003	W/H TAX DIV JNJ	(9,991)	-	(9,991)	-	-	175,813,834	-	-	-
12/9/2003	W/H TAX DIV BUD	(2,498)	-	(2,498)	-	-	175,811,337	-	-	-
12/10/2003	W/H TAX DIV IBM	(3,835)	-	(3,835)	-	-	175,807,502	-	-	-
12/10/2003	W/H TAX DIV XOM	(23,439)	-	(23,439)	-	-	175,784,063	-	-	-
12/10/2003	W/H TAX DIV UTX	(2,208)	-	(2,208)	-	-	175,781,855	-	-	-
12/12/2003	W/H TAX DIV MMM	(1,991)	-	(1,991)	-	-	175,779,865	-	-	-
12/15/2003	FIDELITY SPARTAN U S TREASURY MONEY MARKET	(4)	-	(4)	-	-	175,779,861	-	-	-
12/15/2003	W/H TAX DIV DD	(4,857)	-	(4,857)	-	-	175,775,004	-	-	-
12/31/2003	FIDELITY SPARTAN U S TREASURY MONEY MARKET	(2)	-	(2)	-	-	175,775,002	-	-	-
1/2/2004	W/H TAX DIV PEP	(936)	-	(936)	-	-	175,774,066	-	-	-
1/2/2004	W/H TAX DIV ONE	(923)	-	(923)	-	-	175,773,143	-	-	-
1/5/2004	W/H TAX DIV WMT	(1,330)	-	(1,330)	-	-	175,771,813	-	-	-
1/6/2004	W/H TAX DIV DIS	(1,487)	-	(1,487)	-	-	175,770,327	-	-	-
1/7/2004	W/H TAX DIV HPQ	(837)	-	(837)	-	-	175,769,489	-	-	-
1/8/2004	FIDELITY SPARTAN U S TREASURY MONEY MARKET	(2)	-	(2)	-	-	175,769,488	-	-	-
1/9/2004	W/H TAX DIV MO	(4,814)	-	(4,814)	-	-	175,764,674	-	-	-
1/15/2004	FIDELITY SPARTAN U S TREASURY MONEY MARKET	(1)	-	(1)	-	-	175,764,673	-	-	-
1/30/2004	W/H TAX DIV MWD	(1,526)	-	(1,526)	-	-	175,763,147	-	-	-
2/2/2004	W/H TAX DIV SBC	(5,883)	-	(5,883)	-	-	175,757,264	-	-	-
2/2/2004	W/H TAX DIV VZ	(6,073)	-	(6,073)	-	-	175,751,191	-	-	-
2/17/2004	W/H TAX DIV PG	(9,214)	-	(9,214)	-	-	175,741,977	-	-	-
2/25/2004	CHECK WIRE	(90,000,000)	-	(90,000,000)	-	-	85,741,977	-	-	-
2/25/2004	CHECK WIRE	(95,000,000)	-	(95,000,000)	-	-	(9,258,023)	-	-	(9,258,023)
2/25/2004	CHECK WIRE	(68,286,249)	-	(68,286,249)	-	-	(77,544,271)	-	-	(68,286,249)
2/26/2004	W/H TAX DIV GS	(1,688)	-	(1,688)	-	-	(77,545,959)	-	-	(1,688)
2/27/2004	W/H TAX DIV MER	(2,376)	-	(2,376)	-	-	(77,548,335)	-	-	(2,376)
2/27/2004	W/H TAX DIV C	(31,320)	-	(31,320)	-	-	(77,579,655)	-	-	(31,320)
3/1/2004	W/H TAX DIV WFC	(11,543)	-	(11,543)	-	-	(77,591,197)	-	-	(11,543)
3/1/2004	W/H TAX DIV INTC	(3,925)	-	(3,925)	-	-	(77,595,122)	-	-	(3,925)
3/5/2004	W/H TAX DIV PFE	(19,579)	-	(19,579)	-	-	(77,614,701)	-	-	(19,579)
3/5/2004	W/H TAX DIV G	(2,413)	-	(2,413)	-	-	(77,617,114)	-	-	(2,413)
3/5/2004	W/H TAX DIV BA	(2,066)	-	(2,066)	-	-	(77,619,180)	-	-	(2,066)
3/8/2004	CHECK WIRE	(292,416)	-	(292,416)	-	-	(77,911,596)	-	-	(292,416)
3/8/2004	FIDELITY SPARTAN U S TREASURY MONEY MARKET	(0)	-	(0)	-	-	(77,911,597)	-	-	(0)
3/9/2004	W/H TAX DIV JNJ	(10,793)	-	(10,793)	-	-	(77,922,390)	-	-	(10,793)
3/9/2004	W/H TAX DIV BUD	(2,673)	-	(2,673)	-	-	(77,925,063)	-	-	(2,673)
3/10/2004	W/H TAX DIV UTX	(1,488)	-	(1,488)	-	-	(77,926,551)	-	-	(1,488)
3/10/2004	W/H TAX DIV XOM	(25,080)	-	(25,080)	-	-	(77,951,631)	-	-	(25,080)
3/10/2004	W/H TAX DIV IBM	(4,104)	-	(4,104)	-	-	(77,955,735)	-	-	(4,104)
3/12/2004	W/H TAX DIV MMM	(2,756)	-	(2,756)	-	-	(77,958,491)	-	-	(2,756)
3/15/2004	W/H TAX DIV DD	(5,198)	-	(5,198)	-	-	(77,963,688)	-	-	(5,198)
Total:			\$ 249,127,919	\$ (376,472,011)	\$ 49,380,403	\$ -	\$ (77,963,688)	\$ -	\$ -	\$ (77,963,688)

SUBSEQUENT TRANSFERS FROM OREADES TO STABLEROCK

Column 1	Column 2
<u>Date</u>	<u>Amount</u>
1/31/2004	(20,677,860)
Total:	\$ (20,677,860)

SUBSEQUENT TRANSFERS FROM FEEDER FUNDS TO STABLEROCK

<u>Column 1</u>	<u>Column 2</u>	<u>Column 3</u>
<u>Transferor</u>	<u>Date</u>	<u>Amount</u>
Oreades	1/31/2004	(20,677,860)
Groupement	6/8/2004	(2,000,000)
Groupement Levered	8/31/2004	(700,000)
Groupement Levered	9/30/2004	(2,000,000)
LuxAlpha	11/30/2004	(2,941,845)
Groupement	6/30/2005	(600,000)
Groupement Levered	7/31/2005	(1,000,000)
Groupement Levered	12/31/2005	(1,750,000)
Groupement Levered	3/31/2006	(1,000,000)
Groupement Levered	3/15/2007	(700,000)
Groupement Levered	12/1/2007	(105,000)
Groupement Levered	1/15/2008	(200,000)
Groupement Levered	1/30/2008	(200,000)
Groupement	1/31/2008	(1,600,000)
Groupement Levered	1/31/2008	(200,000)
Groupement Levered	2/29/2008	(100,000)
Groupement Levered	3/15/2008	(993,000)
Groupement Levered	9/3/2008	(205,360)
	Total:	\$ (36,973,065)

SUBSEQUENT TRANSFERS OF FEES FROM STABLEROCK TO BD LUX

Column 1	Column 2	Column 3
<u>Date</u>	<u>Fee Type</u>	<u>Amount</u>
2/28/2002 - 12/31/2002	Custodial Fees	(35,309)
1/1/2003 - 12/31/2003	Custodial Fees	(169,680)
1/1/2004 - 12/31/2004	Custodial Fees	(85,953)
1/1/2005 - 6/30/2005	Custodial Fees	(30,835)
1/1/2006 - 12/31/2006	Custodial Fees	(44,290)
1/1/2008 - 6/30/2008	Custodial Fees	(3,912)
	Total:	\$ (369,980)
2/28/2002 - 12/31/2002	Administration Fees	(29,635)
1/1/2003 - 12/31/2003	Administration Fees	(36,717)
1/1/2004 - 12/31/2004	Administration Fees	(33,798)
1/1/2005 - 6/30/2005	Administration Fees	(21,539)
1/1/2006 - 12/31/2006	Administration Fees	(76,654)
1/1/2008 - 6/30/2008	Administration Fees	(25,847)
	Total:	\$ (224,191)
	Grand Total:	\$ (594,171)

DATED FEBRUARY 1, 2008

ELITE-STABILITY Fund

and

**DEGROOF GESTION INSTITUTIONNELLE -
LUXEMBOURG**

MANAGEMENT AGREEMENT

MANAGEMENT AGREEMENT

THIS AGREEMENT is made on February 1, 2008

BETWEEN

- (1) ELITE-STABILITY Fund, a “*société d’investissement à capital variable*”, incorporated in the form of a “*société anonyme*” under the laws of the Grand Duchy of Luxembourg, having its registered office at 12, rue Eugène Ruppert, L - 2453 Luxembourg (hereinafter called the “Company”) and acting on behalf of and with reference to the existing and future sub-funds approved by the board of directors of the Company (hereinafter called the “Sub-Funds”);

AND

- (2) Degroof Gestion Institutionnelle - Luxembourg, having its registered office at 12, rue Eugène Ruppert, L - 2453 Luxembourg (hereinafter called the “Manager”).

WHEREAS

- (A) The Company has been set up as a “multiple sub-funds investment Company” pursuant to Luxembourg law of December 20, 2002 relating to Undertakings for Collective Investment (as amended), which means that the Company is composed of several Sub-Funds, with each Sub-Fund constituting a separate pool of assets and liabilities. Each Sub-Fund employs a distinct investment strategy and is represented by a specific class of shares. Each class of shares may be constituted of several categories which may differ from each other by specific management complements. Each Sub-Fund, including all categories, if any, relating to this Sub-Fund, is treated as a single entity and operates independently.
- (B) The Company is acting in this Agreement on behalf of and with reference to all the Sub-Funds.
- (C) The investment objectives of the Company with respect to its Sub-Funds are to invest in securities, and other instruments as more fully described in the current Prospectus of the Company.

WHEREBY IT IS AGREED AND DECLARED as follows :

1. INTERPRETATION

- 1.1. In this Agreement the following words and expressions shall, where not inconsistent with the context, have the following meanings respectively :

"Administrative Agent" means Banque Degroof Luxembourg S.A. in its capacity as central administration agent of the Sub-Funds of the Company;

MANAGEMENT AGREEMENT

"Articles"	means the Articles of Incorporation of the Company and any reference herein to an Article shall be taken to refer to the Articles unless otherwise specified;
"Agreement"	means the present Management Agreement;
"Auditors"	means the auditors for the time being of the Company;
"Board"	means the Board of Directors of the Company;
"Bank Business Day"	means a day on which banks are opened for business in Luxembourg and/or any other country as decided from time to time by the Board and disclosed in the Prospectus;
"Category" or "Categories"	a Class may be represented by different categories of Shares.
"Class" or "Classes"	The class(es) of Shares which constitute the Sub-Funds of ELITE-STABILITY Fund.
"Company"	means ELITE-STABILITY Fund;
"Custodian"	means Banque Degroof Luxembourg S.A. acting in its capacity as Custodian of the Investment Assets of the Company;
"Directors"	means the Board of Directors of the Company;
"Investment Assets"	means all types of securities, other instruments and cash composing the assets of the Sub-Funds as more fully described in the Prospectus;
" Applicable Laws"	means the applicable laws of Luxembourg (including delegated legislation or regulations of any competent authority) and any other applicable laws and regulations for the time being in force;
"Prospectus"	means the prospectus of the Company under which Shares are offered for subscription or purchased, as amended from time to time;
"Shares"	means the Shares in the Classes and of the Categories of the Company (and "Shareholder" shall be construed accordingly);
"Sub-Funds"	Pool(s) of assets and liabilities constituting separate entities, established by the Board of Directors within the meaning of article 133 of the Law of December 20, 2002, and provided in the Sub-Fund Particulars making part of the Prospectus.

MANAGEMENT AGREEMENT

- 1.2. Any reference to the Company, the Manager, the Custodian and Administrative Agent includes a reference to its or their duly authorised agents or delegates.
- 1.3. References to Clauses are to clauses of this Agreement.
- 1.4. The headings to the Clauses are for convenience only and shall not affect the construction or interpretation thereof.
- 1.5. Unless the context otherwise requires, words and expressions contained in this Agreement shall bear the same meaning as in the Articles and in the Prospectus PROVIDED THAT any alteration or amendment of the Articles or of the Prospectus shall not be effective for the purposes of this Agreement unless the party hereto affected (to the extent that its rights or duties hereunder are affected by such alteration or amendment) shall, by endorsement hereon or otherwise, have consented thereto.

2. APPOINTMENT OF THE MANAGER

The Company hereby appoints, under its overall control and responsibility, the Manager as the manager to provide asset management services with respect to all or part of the assets of the Company (herein collectively referred to as the "Investment Assets"). The Manager shall act in accordance with the Luxembourg laws, the Articles and the investment objectives, policies, limits and restrictions of the Sub-Funds determined by the Board until its appointment shall be terminated as hereinafter provided. The Manager hereby accepts its appointment as manager of the Investment Assets pursuant to the terms of this Agreement.

3. FUNCTIONS, POWERS AND OBLIGATIONS OF THE MANAGER

3.1. Authority

The Company hereby expressly grants to the Manager authority with respect to the day-to-day management of the Investment Assets, including the authority to engage in transactions in the permitted instruments described in the Prospectus (collectively referred to herein as the "Instruments"), SUBJECT TO that (i) the Board of Directors is at all times solely responsible for determining the investment objectives, strategies and policies of the Sub-Funds, (ii) the Board of Directors retains the authority to approve any investment and according to the Prospectus to require elimination of any security or any other Instrument from the Sub-Fund's portfolio, for the purposes of complying with the investment policies and restrictions applicable to the relevant Sub-Fund. This authority comprises (without this list being exhaustive) :

- the management of the asset allocation of the Investment Assets in accordance with the investment objectives and policies of the Sub-Fund(s) set forth in the Prospectus of the Company with reference to the Sub-Fund(s),
- the decisions with respect to strategies and portfolio managers/advisors to be selected for the Sub-Fund(s) and the manner in which the Investment Assets might be invested pursuant to the relevant Sub-Fund Particulars,

MANAGEMENT AGREEMENT

- the monitoring of the performance and the investment strategy of the portfolio managers/advisors selected,
- the monitoring of the performance and the investment strategy and policy of each Sub-Fund,
- the management of the re-allocation of the Sub-Fund's assets should there be any changes in external factors or changes related to the investment strategy and performance of the portfolio managers/advisors,
- to make and execute documents and to take other actions as the Manager considers necessary or appropriate to carry out its duties hereunder.

3.2. Entry of order

The Manager shall have authority and discretion to enter orders for the execution of transactions in any Instruments on behalf of the Company with such broker/dealer or broker/dealers which the Manager may deem appropriate. The Manager agrees to use reasonable efforts to obtain the best price and execution for the Company with respect to transactions entered into by the Manager on behalf of the Company, provided, however, that the Manager may, in accordance with the applicable laws and regulations, select brokers for the execution of particular transactions based on other factors in addition to the commission rates imposed by such brokers, including, without limitation, the overall direct net economic result to the Company and its account (including commissions, which may not be the lowest available), the financial strength and stability of the broker, the efficiency with which the transaction is effected, the ability to effect the transaction at all where a large block or other complicating factors are involved, the availability of the broker to stand ready to execute difficult transactions in the future and other matters involved in the receipt of brokerage and research services, without having to demonstrate that any such factor is of direct benefit to the Company.

3.3 Obligations of the Investment Manager

- (i) During the continuance of its appointment, the Manager shall provide the following services, within the limits of the investment objectives, strategies and policies provided in the Prospectus and subject to the overall supervision and direction of the Board (the Board being at all times solely responsible for determining the investment objectives, strategies and policies of the Sub-Fund(s)) without this list being exhaustive :
 - (a) advise on the ongoing asset allocation activities of the Sub-Funds, under the supervision, control and responsibility of the Directors;
 - (b) assist the Board in connection with the administration of the management of its Sub-Funds and their promotion;
 - (c) assist the Board in the administration of the Company and of the Sub-Funds with respect to the business of existing and new Sub-Funds;
 - (d) advise on the structure of the assets of the Sub-Funds and the management components of the Categories, the range of Investment Assets, the trading strategy;

MANAGEMENT AGREEMENT

- (e) keep the Investment Assets of the Sub-Funds under surveillance and constant review; carry out reviews and controls of the Investment Assets, and portion of the investment portfolio of the Sub-Funds whenever the Manager shall deem necessary or the Company shall reasonably require including submitting periodical reports to the Company;
 - (f) advise the Company concerning all actions which appear to the Manager to be, or which would be, advantageous to the Company in implementing the investment objectives, strategies and policies of the Sub-Funds;
 - (g) provide such advice or render such services to the Company on matters related to the Investment Assets and otherwise as the Company may reasonably require;
 - (h) if required by the Company, prepare material for inclusion in reports of the Sub-Funds;
 - (i) provide such information and assistance as may be required by the Company in connection with the valuation of the Investment Assets;
 - (j) liaise with the Custodian and the Administrative Agent in connection with the Custodian's and the Administrative Agent's respective obligations and duties, and, following requests from the Custodian or the Administrative Agent, use all its best reasonable efforts to ensure that the Custodian and the Administrative Agent receive all documents and information necessary for them to carry out the day to day administration of the Sub-Funds and to fulfill their obligations and duties;
 - (k) recommend the Company with respect to the exercise of all voting rights conferred by the Investment Assets in such manner as the Manager may reasonably determine appropriate. The Company shall from time to time, upon written request from the Manager, execute and deliver, or, if appropriate, cause to be executed and delivered by the Custodian, to authorized persons such powers of attorney or proxies authorising such attorney or proxies to exercise any voting rights conferred by, or otherwise act in respect of all or any part of the Investment Assets.
- (ii) The Manager shall observe and comply with:
- (a) the current Company's Articles of Incorporation and with the current Prospectus or such other document relating to the Company distributed from time to time by or on behalf of the Company and all resolutions of the Board of which it has actual notice and other lawful orders and directions given to it from time to time by the Board; and
 - (b) all Applicable Laws and any other matter to which a prudent investment manager to an investment fund should reasonably pay regard to in the proper discharge of its duties.

MANAGEMENT AGREEMENT

- (iii) The Manager shall not effect any transactions for the account of the Sub-Fund(s) which are inconsistent with the investment policies or restrictions from time to time adopted by the Board, as set forth in the current Prospectus of the Company or any other written statement communicated to the Manager by the Company (the "Investment Restrictions").

The Manager agrees that in the event the Investment Restrictions are exceeded, the Manager will liquidate positions as necessary to comply with applicable Investment Restrictions in such manner as the Manager deems to be fair and equitable, taking due account of the interests of the shareholders. The Manager agrees that in the event that any such liquidation becomes necessary, the Manager will so inform the Company and will report it the steps taken by him in order to comply with all applicable Investment Restrictions.

For purposes of the Investment Restrictions listed above, all percentage limitations apply immediately after a purchase or initial investment, and any subsequent change in any applicable percentage resulting from market fluctuations or reasons beyond the control of the Manager does not require elimination of any security or other Instrument from the Sub-Fund's portfolio. However, the Manager shall adopt as priority objective for its sales transactions the remedying of that situation, taking due account of the interests of the shareholders.

3.4. Limited Power of Attorney

The Company hereby appoints the Manager (and the portfolio manager/advisor appointed by the Manager within the limits prescribed by the Manager and with the prior approval of the Company) as its attorney-in-fact to act in the Company's name, place and stead in any and all matters related to the management of the Investment Assets or to this Agreement, and to execute any and every conceivable writing and to take any and every other act or action, in each case in the Company's sole name and on the Company's behalf, which in the Manager's (and the portfolio manager/advisor) discretion is necessary, convenient or otherwise appropriate to carry out the intent and purposes of this Agreement.

3.5. Data access and Confidentiality

The Company shall, in compliance with banking secrecy rules, ensure that the Manager receives or has access to any information or documents necessary for the proper performance of its duties, which include subscription and redemption transactions' information without giving access to the register of shareholders of the Company (however, when the Manager is acting in an other capacity such as introducing agent of investors or rebating to selling agents or introducing brokers, a portion of the fees it receives in respect of investors in the Company introduced by such persons or firms, the Company may arrange that the Manager in such capacity receives shareholders' information necessary to ensure its control and rebating payment, in compliance with banking secrecy rules).

Each of the parties hereto shall maintain in strict confidentiality any information or documentation it may obtain regarding the other party including but not limited to their

MANAGEMENT AGREEMENT

business activities or financial condition, with the exception of, public order disclosure in compliance with Applicable Laws.

The confidentiality provisions of this section shall not apply to any information generally available to the public or which is otherwise acquired from some other source than a party hereto on a non-confidential basis. In the event that any party hereto becomes legally compelled to disclose any of the information that it would otherwise be required to maintain as confidential pursuant to the provisions of this Section, it may do so as long as it promptly notifies the other party hereto of such pending disclosure and consults with it prior to such disclosure as to the advisability of seeking a protective order or other means of preserving the confidentiality of the confidential information.

4. FEES AND EXPENSES OF THE MANAGER

- 4.1. The fees of the Manager shall be provided in an appendix to this Agreement and be agreed from time to time between the parties hereto.

The Manager may assign all or part of the investment management fees to the portfolio advisor (if any).

- 4.2. The Manager shall pay the expenses incurred by it in connection with the performance of its services hereunder, unless the Company otherwise agrees in any particular case.
- 4.3. All remuneration and other sums payable to any professional providers assisting the Manager shall be paid by the Manager, unless otherwise agreed with the Company.
- 4.4. The Manager shall at its own expense employ such staff as may be necessary for the proper performance of its duties in accordance with this Agreement and shall bear the cost of all traveling and out-of-pocket expenses of whatsoever nature incurred by it or its staff in or in connection with the performance of its duties.

5. SERVICES ARE NOT TO BE EXCLUSIVE

The services of the Manager hereunder are not to be deemed exclusive and it shall be free to render similar services to others so long as its services hereunder are not impaired thereby and to retain for its own use and benefit all fees or other moneys payable thereby and neither shall be deemed to be affected with notice of or to be under any duty to disclose to the Company any fact or thing which comes to its notice or to the notice of any of its agents in the course of the Manager rendering similar services to others or in the course of its business in any other capacity or in any manner whatsoever otherwise than in the course of carrying out its duties hereunder.

6. SUB-CONTRACT/DELEGATION

The Manager is entitled, upon prior approval of the Company, to sub-contract and/or delegate the performance of all or part of its duties hereunder to the selected portfolio advisor. In case of such delegation the prospectus of the Company shall be amended accordingly.

MANAGEMENT AGREEMENT

The Manager may, under its responsibility, be assisted by professional service providers in the performance of its duties hereunder.

The costs of such sub-contractor, delegate or service provider shall be borne by the Manager, unless otherwise agreed upon by the Company.

7. CONFLICTS OF INTEREST

It is understood that directors, officers, agents and shareholders of the Company are or may be interested in the Manager as directors, officers or shareholders or otherwise, that directors, officers, shareholders and agents of the Manager are or may be interested in the Company as directors, officers, shareholders or otherwise, and that the Manager is or may be interested in the Company as shareholder or otherwise, and that the Manager's associates (or any of them) are or may be interested in the Company or any transactions with the Company or the Manager.

8. LIABILITY OF THE MANAGER

- 8.1. The Manager shall not be liable to the Company for any error of judgment or for any loss suffered directly or indirectly by the Company in connection with the subject matter of this Agreement howsoever any such loss may have occurred unless such loss arises from either recklessness, fraud, bad faith, willful default, negligence or non observance of the investment policies, limits and restrictions of the Company and its Sub-Funds on the part of the Manager in the performance or non-performance by it of its duties and obligations hereunder (together the "Manager's Default").
- 8.2. Subject to Clause 1, the Company on behalf of and with reference to the Sub-Funds hereby undertakes to hold harmless and indemnify the Manager against all actions, proceedings, claims, costs, demands and expenses which may be brought against, suffered or incurred by, the Manager by reason of its performance or non-performance of its duties under the terms of this Agreement, other than due to the Manager's Default.
- 8.3. For the avoidance of doubt it is hereby agreed and declared that references to the Manager in this Clause shall be deemed to include references to the officers, agents of the Manager and each person controlling the Manager approved by the Company.

9. DURATION AND TERMINATION

- 9.1. This Agreement shall continue to remain in force for an unlimited period from the date of execution of this Agreement. The Company or the Manager may terminate this Agreement by notice in writing, delivered or dispatched by registered mail to the other party hereto, not less than 90 (ninety) days prior to the date upon which such termination is to become effective.
- 9.2. However, this Agreement may be terminated by each party by giving 15 (fifteen) days written notice to other party upon happening of any of the following events :

MANAGEMENT AGREEMENT

- (a) the Company or the Manager going into liquidation (except a voluntary liquidation for the purposes of reconstruction or amalgamation upon terms previously approved in writing by the other party) or at any time being declared bankrupt or made subject to insolvency proceedings or a liquidator being appointed of any of the assets of any of the parties hereto;
 - (b) any party committing any material breach of its obligations under this Agreement and (if such breach shall be capable of remedy) shall fail to remedy the breach within 15 (fifteen) days of receipt of notice requiring it to make good such breach.
- 9.3. In the event of termination of this Agreement, the Manager is entitled to request the Company to comply to change its denomination to a name not resembling to the one specified in the Articles or the name of the Manager.

10. CONFIDENTIALITY

None of the parties hereto shall (except under compulsion of law) either before or after the termination of this Agreement disclose to any person not authorised by the relevant party to receive the same any confidential information relating to such party or to the affairs of such party of which the party disclosing the same shall have become possessed during the period of this Agreement and each party shall use all reasonable endeavours to prevent any such disclosure as aforesaid.

11. MISCELLANEOUS PROVISIONS

- 11.1. Any provision of this Agreement may be amended only if the parties so agree in writing.
- 11.2. The illegality, invalidity or unenforceability of any provision of this Agreement under the law of any jurisdiction shall not affect its legality, validity or enforceability under the law of any other jurisdiction nor the legality, validity or enforceability of any other provision.

12. NOTICES

Whenever pursuant to any provision of this Agreement any notice, instruction or other communication is to be given by or on behalf of one party to the other party, such notice, instruction or other communication may be given by resolution or by letter, telex, facsimile transmission or by telephone confirmed by telex, letter or facsimile transmission, by any person duly authorised by the one party. Such notice, instruction or other communication shall only be effective as to the other party upon actual receipt.

13. GOVERNING LAW

This Agreement shall be governed and construed in accordance with the laws of the Grand Duchy of Luxembourg.

MANAGEMENT AGREEMENT

14. COUNTERPARTS


This Agreement shall be executed in two counterparts each of which shall constitute an original.

IN WITNESS whereof this Agreement has been entered into the day and year first above written.

SIGNED by _____
ELITE-STABILITY Fund




Director



Director

SIGNED by _____
DEGROOF GESTION INSTITUTIONNELLE - LUXEMBOURG



Alain LEONARD
Director



Stéphane CREMER
Director

APPENDIX ONE TO
The MANAGEMENT AGREEMENT

Signed on February 1, 2008.

Between ELITE-STABILITY Fund (hereinafter referred to as the "Company")

and

DEGROOF GESTION INSTITUTIONNELLE - LUXEMBOURG (hereinafter referred to as the "Manager")

WHEREAS



1. According to the Section 4 '*Fees and expenses of the Manager*' of the Management Agreement, "The fees of the Manager shall be provided in an appendix to this Agreement and be agreed from time to time between the parties hereto."
2. According to the Section 5 of the Prospectus "Management and Administration", "In the performance of its management duties, the Board shall be assisted by the Manager. The management and the performance fees, specified for each Sub-Fund in the Sub-Fund Particulars, shall remunerate the services of the Manager."
3. According to section 5.1 "The Manager's fees" of the Sub-Fund Particulars of ELITE-STABILITY Fund – Elan Compartment and of ELITE-STABILITY Fund – Stablerock Compartment, "The management fee shall be calculated and accrued monthly and paid quarterly in arrears at a rate of up to 12.5 basis points per month (1,5% per annum) (excluding taxes) of the Sub-Fund's Net Asset Value.

NOW IT IS HEREBY AGREED AS FOLLOWS

To pay to the Manager a management fee at a rate of up to 12.5 basis points per month (1,5% per annum) (excluding taxes) of the Sub-Fund's Net Asset Value accrued monthly and paid quarterly in arrears.

This Appendix one forms an integral part of the above-mentioned Management Agreement.

Signed on February 1, 2008

 PL
 TU

the Company

 Alain LEONARD
the Manager
 Stéphane CREMER

ELITE-STABILITY Fund

**Société d'Investissement à Capital Variable
12, rue Eugène Ruppert
L-2453 Luxembourg**

PROSPECTUS

March 2004

PURSUANT TO AN EXEMPTION FROM THE COMMODITY FUTURES TRADING COMMISSION IN CONNECTION WITH POOLS WHOSE PARTICIPANTS ARE LIMITED TO QUALIFIED ELIGIBLE PERSONS, AN OFFERING MEMORANDUM FOR THIS POOL IS NOT REQUIRED TO BE, AND HAS NOT BEEN, FILED WITH THE COMMISSION. THE COMMODITY FUTURES TRADING COMMISSION DOES NOT PASS UPON THE MERITS OF PARTICIPATING IN A POOL OR UPON THE ADEQUACY OR ACCURACY OF AN OFFERING MEMORANDUM. CONSEQUENTLY, THE COMMODITY FUTURES TRADING COMMISSION HAS NOT REVIEWED OR APPROVED THIS OFFERING OR ANY OFFERING MEMORANDUM FOR THIS POOL.

Distribution of this prospectus is not authorized unless it is accompanied by a copy of the latest available annual report of ELITE-STABILITY Fund (the "*Company*") containing the audited balance sheet and a copy of the latest semi-annual report, if published after such annual report. These documents, as well as all other documents concerning the *Company* and available to general public, can be obtained free of charge from Banque Degroof Luxembourg S.A., 12, rue Eugène Ruppert, L-2453 Luxembourg. The *Company* is registered at the Luxembourg Register of Commerce under the number B 84 226.

ELITE-STABILITY Fund

CONTENTS

SUB-FUND PARTICULARS	1/I
- ELITE-STABILITY Fund - STABLEROCK compartment	
- ELITE-STABILITY Fund - ELAN compartment	
1. DEFINITIONS	3
2. INTRODUCTION	5
3. DIRECTORS AND PARTIES INVOLVED	6
4. LEGAL FORM AND STRUCTURE OF THE COMPANY	7
5. MANAGEMENT AND ADMINISTRATION	8
6. CUSTODIAN AND CENTRAL ADMINISTRATION	10
7. INVESTMENT POLICIES, RESTRICTIONS AND TECHNIQUES OF THE SUB-FUNDS	11
8. RISK FACTORS	18
9. SHARES	22
10. ISSUE OF SHARES	22
11. REDEMPTION OF SHARES	25
12. CONVERSION OF SHARES	28
13. NET ASSET VALUE	29
14. SUSPENSION OF CALCULATION OF THE NET ASSET VALUE	33
15. CHARGES AND EXPENSES	34
16. DISTRIBUTION POLICY	35
17. TAXATION	35
18. LIQUIDATION AND MERGER	38
19. SHAREHOLDERS' INFORMATION	40
20. CONFLICTS OF INTEREST	41
21. NETHERLANDS INVESTMENT INSTITUTIONS	43

1. DEFINITIONS

ELITE-STABILITY Fund

The following definitions shall apply throughout this Prospectus unless the context otherwise requires :

“Articles”	The Articles of Incorporation of ELITE-STABILITY Fund.
“Board, Directors, Board of Directors”	The board of directors of ELITE-STABILITY Fund.
“Auditors”	The auditors for the time being of the <i>Company</i> .
“Bank Business Day”	A day on which banks are open for business in Luxembourg or in any other country as specified in the Sub-Fund Particulars.
“Category” or “Categories”	A Class may be represented by different categories of Shares (e.g. Category USD, Category EUR).
“Central Administration Agent”	Banque Degroof Luxembourg S.A.
“Class” or “Classes”	The class(es) of Shares which constitute the Sub-Funds of ELITE-STABILITY Fund.
“Company”	ELITE-STABILITY Fund.
“Custodian”	Banque Degroof Luxembourg S.A.
“Domiciliary Agent”	Banque Degroof Luxembourg S.A.
“Investment Funds”	Investment funds, limited liability companies, limited partnerships and other investment vehicles invested in by a Sub-Fund.
“Law of August 10, 1915”	The Luxembourg Law of August 10, 1915 relating to commercial companies, as amended.
“Law of December 20, 2002”	The Luxembourg Law of December 20, 2002 relating to undertakings for collective investment.
“LIBOR”	London Inter-Bank Offered Rate.
“Manager ”	Access International Advisors (Luxembourg) S.A.

ELITE-STABILITY Fund

“Net Asset Value”	The net asset value of a Share, of a Class, of a Category, of a Sub-Fund or of the <i>Company</i> , as the context may require.
“Portfolio Manager”	Portfolio managers managing Investment Funds selected by the Board with respect to a Sub-Fund.
“Portfolio Advisor”	Access International Advisors, LLC.
“Prospectus”	This document accompanied by all the addenda which can be added.
“Reference Currency”	The currency in which is expressed the Net Asset Value of a Share, of a Class, of a Category, of a Sub-Fund or of the <i>Company</i> , as the context may require.
“Registrar and Transfer Agent”	Banque Degroof Luxembourg S.A.
“Share(s)”	The share(s) of the Classes and of the Categories of ELITE-STABILITY Fund.
“SICAV”	Société d'Investissement à Capital Variable i.e. investment company with variable capital.
“Sub-Fund(s)”	Pool(s) of assets and liabilities constituting separate shareholders entities, established by the Board of Directors within the meaning of article 133 of the Law of December 20, 2002, and provided in the Sub-Fund Particulars.
“Sub-Fund Particulars”	Integral part of the Prospectus giving details on each particular Sub-Fund.
“Valuation Day”	The day on which, for the purpose of determining the issue, redemption and conversion price per Share, the <i>Company</i> or the appropriate agent of the <i>Company</i> shall calculate the Net Asset Value of Shares of each Class and/or Category. The frequency will be determined by the Board and may vary between Class and/or Category, but will be at least once a month.

Any reference to “USD” in the Prospectus refers to the lawful currency of the United States of America. Any reference to “EUR” in the Prospectus refers to the lawful currency of the European Economic and Monetary Union.

ELITE-STABILITY Fund

2. INTRODUCTION

ELITE-STABILITY Fund is an open-ended investment company that has been authorized under Part II of the Law of December 20, 2002 and qualifies as an undertaking for collective investment.

The *Company* is structured as an umbrella fund which means that it is composed of Sub-Funds, each of which represents a specific entity of assets and liabilities, adheres to a separate investment policy and is represented by a specific Class of Shares. The *Company* is authorized to invest in all types of securities and instruments in compliance with the *Company's* Articles of Incorporation and the investment policy of each particular Sub-Fund.

This registration pursuant to the Law of December 20, 2002 does not require any Luxembourg authority to approve or disapprove either the adequacy of this Prospectus or the portfolio of securities held by the Sub-Funds of the *Company*. Any representation to the contrary is unauthorized and unlawful.

The Prospectus does not constitute an offer or solicitation to anyone in any jurisdiction in which such offer or solicitation is not allowed.

No person is authorized to give any information which is not contained in the Prospectus or the documents mentioned herein and which are available for consultation by the general public. The Board of Directors is held responsible for all information set out in the Prospectus at the time of its publication.

Potential subscribers to the *Company* should inform themselves of applicable laws and regulations (i.e., as to the possible tax requirements or foreign exchange controls) of the countries of their citizenship, residence or domicile, and which might be relevant to the subscription, purchase, holding and redemption of Shares.

The Prospectus is susceptible to changes concerning the addition or suppression of Sub-Funds as well as other modifications. Therefore, it is advisable for subscribers to ask the *Company* for the most recent issue of the Prospectus.

Potential subscribers should note that the structure of the Prospectus is such that it distinguishes the part made up of chapters 1 to 21, on the one hand, and the part made up of the “Sub-Fund Particulars”, on the other hand. The chapters 1 to 21 contain the regulations to which the *Company* as a whole and each of its Sub-Funds are subjected, whereas the Sub-Fund Particulars contain the terms and conditions applicable to each individual Sub-Fund in addition to the general regulations.

An investment in the Sub-Funds of the Company is speculative and involves a significant degree of risk. Only investors who are able to assess and bear such risks should consider acquiring Shares. The Company is not intended as a complete investment program.

ELITE-STABILITY Fund

3. DIRECTORS AND PARTIES INVOLVED

Registered Office	12, rue Eugène Ruppert L – 2453 Luxembourg
Board of Directors	
<i>Chairman</i>	Mr Alain LEONARD Deputy Director Banque Degroof Luxembourg S.A.
<i>Directors</i>	Mr Donald VILLENEUVE Deputy Director Banque Degroof Luxembourg S.A.
	Mr Patrick LITTAYE General Manager Palternative
	Mr Thierry DE LA VILLEHUCHET Founding Chairman and CEO Access International Advisors, LLC
	Mr Pierre DELANDMETER Attorney at law
Custodian Bank	Central Administration Agent
Banque Degroof Luxembourg S.A. 12, rue Eugène Ruppert L – 2453 Luxembourg	Banque Degroof Luxembourg S.A. 12, rue Eugène Ruppert L – 2453 Luxembourg
Manager	Currency Risks Manager
Access International Advisors (Luxembourg) S.A. 12, rue Eugène Ruppert L – 2453 Luxembourg	Overlay Asset Management 3, rue du Faubourg Saint Honoré F – 75008 Paris
Portfolio Advisor	Auditors
Access International Advisors, LLC 509 Madison Avenue – 22 nd Floor New York, NY 10 022 United States of America	KPMG 31, allée Scheffer L-2520 Luxembourg
Legal Advisor in Luxembourg	
Pierre DELANDMETER 8-10, avenue Marie-Thérèse L – 2132 Luxembourg	

ELITE-STABILITY Fund

4. LEGAL FORM AND STRUCTURE OF THE COMPANY

The *Company* is a Luxembourg incorporated company with variable capital (société d'investissement à capital variable) which was set up for an unlimited duration in Luxembourg in the form of a public limited company (société anonyme) on October 26, 2001 in accordance with the provisions of Part II of the Law of December 20, 2002 and the Law of August 10, 1915.

The *Company* is organized as a “multiple sub-funds company”, i.e., comprised of Sub-Funds. Each Sub-Fund constitutes a separate entity of assets (invested in accordance with the particular investment features applicable to the Sub-Fund as provided in the Sub-Fund Particulars) and liabilities and is represented by a specific Class of Shares, and each Class may be composed of different Categories of Shares. Any reference herein to the Class or Classes include a reference to its or their Categories if applicable.

Pursuant to the article 133 (1) of the Law of December 20, 2002, a multiple sub-funds investment company constitutes a single legal entity. Notwithstanding the article 2093 of the Luxembourg Civil code, the assets of one Sub-Fund are only responsible for all debts, engagements and obligations attributable to this Sub-Fund. In this regard, if the *Company* incurs a liability, which relates to a particular Sub-Fund, the creditor's recourse with respect to such liability shall be limited solely to the assets of the relevant Sub-Fund. Accordingly, for the purposes of relations amongst the shareholders, each Class is treated as a single entity. Therefore, the Net Asset Value of its Shares fluctuates according to the net assets to which they relate.

The Board reserves the right, at any point in time, to launch new Classes or Categories in the future. Within each Class, the Directors may decide to issue different Categories of Shares, such as Shares denominated in USD and Shares denominated in EUR, as described in the relevant Sub-Fund Particulars. The selling documents and investment policy of such Classes or Categories are to be communicated through a corresponding addendum to the Prospectus. Furthermore, the investors may be informed through a newspaper announcement, if deemed appropriate by the Directors. In compliance with the regulations laid down under chapter “Liquidation and Merger”, the Board reserves the right to liquidate certain Sub-Funds.

The Articles of Incorporation were published in the *Mémorial C, Recueil des Sociétés et Associations* (the “Mémorial”) on February 11, 2002. The Articles of Incorporation were amended on March 31, 2004 and those amendments were published in the Mémorial on April 29, 2004. The Articles of Incorporation as well as the legal notice concerning the issue of the *Company's* Shares have been deposited with the Registrar of the Luxembourg District Court. These documents are available for review and copies can be obtained upon payment of applicable charges. The registered office of the *Company* is established at 12, rue Eugène Ruppert, L – 2453 Luxembourg.

The *Company's* capital is expressed in USD. The *Company's* capital will always equal the Net Asset Value of the *Company* and is represented by Shares issued with no par value and fully paid up. Variations in the capital of the *Company* can take place without further consideration or inquiry and without the need for publication or registration in the Register of Commerce. The minimum capital required is the equivalent in USD of EUR 1.250.000.-. This minimum has to be reached within 6 months after the registration of the *Company* in the official register of undertakings for collective investment.

ELITE-STABILITY Fund

5. MANAGEMENT AND ADMINISTRATION

1. BOARD OF DIRECTORS AND MANAGER

The Board of Directors of the *Company* has overall responsibility for the day-to-day management and administration of the *Company* and its Sub-Funds, for authorizing the establishment of Sub-Funds and related Shares, for providing their investment policies and restrictions and for offering the Classes and Categories of Shares in respect thereto.

The Directors will allocate the assets of each Sub-Fund for management among a selected group of funds managed by selected Portfolio Managers. The investments shall be made through the purchase of interests in investment funds, limited partnerships (collectively the “Investment Fund(s)”).

In the performance of its management duties, the Board shall be assisted by the Manager and by the Portfolio Advisor. The management and the performance fees, specified for each Sub-Fund in the Sub-Fund Particulars, shall remunerate the services of the Manager and the Portfolio Advisor.

Access International Advisors (Luxembourg) S.A. has been appointed as Manager to the *Company*, under the terms of an agreement dated October 1, 2003. The agreement is for an unlimited period unless terminated by either party giving the other at least 90 days’ prior notice.

Access International Advisors (Luxembourg) S.A. is a corporation with limited liability organized under the laws of the Grand Duchy of Luxembourg. It has been incorporated for an unlimited period of time in Luxembourg on July 3, 2003 and has presently an issued and paid-up share capital of EUR 125.000.-.

The purpose of Access International Advisors (Luxembourg) S.A. is to assist the Board of Directors in connection with the administration of the management of its assets.

2. PORTFOLIO ADVISOR

Access International Advisors, LLC (hereinafter referred to as ‘Access’ or the “Portfolio Advisor”) has been appointed as Portfolio Advisor to the *Company*, under the terms of an agreement dated January 30, 2002. The agreement is for an unlimited period unless terminated by either party giving the other at least 90 days’ prior notice.

Access International Advisors, LLC, formed in 2001, is a fully-owned subsidiary of Access International Advisors Inc. created in 1995, which is specializing in alternative investment with offices in the United States (New York and California) and in Europe (London). Access’ group currently oversees approximately USD 1.5 billion in assets. The main activities are the research and monitoring process, the portfolio advisory and asset allocation, the information and support.

ELITE-STABILITY Fund

The Portfolio Advisor is registered under the U.S. Commodity Exchange Act of 1940, as amended, as a commodity pool operator and commodity trading advisor and became a member of the National Futures Association (“NFA”) in those capacities as of December 4, 2001. The Portfolio Advisor will satisfy any applicable regulatory requirements before investing in any Investment Funds that are commodity pools.

In remuneration for its services, the *Company*, with respect to the Sub-Fund concerned, will pay to the Portfolio Advisor fees which are further described in the relevant Sub-Fund Particulars.

The role of the Portfolio Advisor consists in giving recommendations to the Board of Directors on strategies and Portfolio Managers to be selected for the Sub-Funds and the manner in which the assets of the Sub-Funds of the *Company* might be invested, as more fully described in the relevant Sub-Fund Particulars.

The Portfolio Advisor shall identify, evaluate, screen, select and recommend various managers to the Board of Directors. The Portfolio Advisor will continuously monitor the performance and the investment strategy of the Portfolio Managers selected, as well as other managers under consideration, and recommend a re-allocation of the Sub-Fund’s assets to the Board of Directors should there be any changes in external factors or changes related to the investment strategy and performance of the Portfolio Managers.

The Portfolio Advisor’s selection and monitoring process of the Portfolio Managers is based on the analysis of various quantitative and qualitative factors, including but not limited to, the investment strategy and objectives, the experience and integrity, the “risk-adjusted” long-term performance record, the correlation level with main benchmark equity indices, the correlation level with the other Portfolio Managers selected, changes in the political, economic or financial environment, several statistical ratios including maximum sustained loss, volatility, average loss during negative periods, average gain during positive periods, etc.

The monitoring process is ongoing and includes weekly performance review, monthly conference calls, ad-hoc calls or visits if market conditions warrant it, on-site visits once month at least. New candidates are constantly screened and interviewed to evaluate possible additions or substitutions.

The Portfolio Advisor employs a bottom-up investment process seeking to identify the most suitable Portfolio Managers within the portfolio’s risk parameters. The Portfolio Advisor generally emphasizes investments in so-called alternative investment strategies (see below Chapter 7 – 1.2. “Identification and Evaluation of the Hedge Funds Strategies”) with strong risk management as demonstrated by controlled drawdowns and overall good performance in down markets.

The key elements of the underlying Portfolio Manager’s investment philosophy and style are clearly defined and continuously monitored. In constructing the portfolio and to ensure proper portfolio diversification, the Portfolio Advisor monitors correlations and endeavors to recommend Portfolio Managers who do not exhibit strong correlations to one another. The Portfolio Advisor may recommend capital allocation to:

- Established, well-known Portfolio Managers, as well as to high-caliber “Rising Stars” with outstanding track records,
- Different types of underlying markets (such as equities, bonds, distressed debt, convertible bonds, warrants),
- Different sectors of emphasis (such as Technology, Health Care, Financial Services, Media/Communications),
- Different market capitalization focus (Small-Cap, Mid-Cap, Large-Cap),

ELITE-STABILITY Fund

- Various investment horizons (short-term versus long-term),
- Different absolute return strategies : the Portfolio Advisor may recommend allocation to various alternative strategies : see below in Chapter 7 – 1.2. “Identification and Evaluation of the Hedge Funds Strategies”.

3. CURRENCY RISK MANAGER

The currency risks management applied to the Categories USD / EUR shall be performed by Overlay Asset Management, management company organized under French laws and registered with AMF (“Autorité des Marchés Financiers”), specialized in the currency risk management. The currency risk management expenses shall be borne by the relevant Category.

6. CUSTODIAN AND CENTRAL ADMINISTRATION
--

BANQUE DEGROOF LUXEMBOURG S.A. has been appointed Custodian of the assets of the Company under an agreement signed on October 26, 2001 for an indefinite period of time. Either party may terminate this agreement by giving 90 days prior notice.

BANQUE DEGROOF LUXEMBOURG S.A. was incorporated in Luxembourg as a *Société Anonyme* on January 29, 1987 and has its registered office at 12, rue Eugène Ruppert, L-2453 Luxembourg. It has engaged in banking activities since its incorporation and as at September 30, 2002 its capital and reserves amounted to EUR 91.232.909.-.

The custody of the assets of the *Company* has been thus entrusted to the Custodian, which fulfills the obligations and duties prescribed by law. According to banking practice, the Custodian may on its own responsibility entrust the whole or part of the assets in its custody to other banking or financial institutions.

The Custodian shall, moreover, ensure :

- a) that the sale, issue, redemption and cancellation of shares carried out by the *Company* or on its behalf take place in accordance with the law and the Articles of Incorporation of the Company;
- b) that in transactions relating to the assets of the *Company* the consideration is remitted to it within the usual time limits;
- c) that the income of the *Company* is allocated in accordance with its Articles of Incorporation.

The fees and costs of the Custodian are borne by the Company and shall be those generally charged in Luxembourg. They represent an annual percentage of the net assets and are paid quarterly, in arrears.

Under an agreement dated October 26, 2001, the *Company* has appointed BANQUE DEGROOF LUXEMBOURG S.A. to provide administrative services such as the calculation of the Net Asset Value. BANQUE DEGROOF LUXEMBOURG S.A. also provides the services of domiciliation and paying agent.

ELITE-STABILITY Fund

Under the same agreement, BANQUE DEGROOF LUXEMBOURG S.A. will provide the registrar and transfer services. Within the scope of this agreement, BANQUE DEGROOF LUXEMBOURG S.A. is principally responsible for the issue and redemption of the *Company's* Shares and the keeping of the register of shareholders.

7. INVESTMENT POLICIES, RESTRICTIONS AND TECHNIQUES OF THE SUB-FUNDS

The *Company* seeks long-term capital appreciation consistent with the risk incurred by investing the assets of each of its Sub-Funds in targeted funds which mainly pursue alternative investment strategies (so-called "Hedge Funds").

The *Company*, with respect to its Sub-Funds, may take any measures and carry out any operation which it deems useful in the accomplishment and development of its purpose to the full extent permitted by Part II of the Law of December 20, 2002.

For each Class and Category of Shares issued in respect of each Class, the details of the offering of such Shares and of the management and administration of the Sub-Fund are set out in the "Sub-Fund Particulars".

1. INVESTMENT OBJECTIVES AND POLICY

1.1. NON-TRADITIONAL STRATEGIES

The *Company*, with respect to the Sub-Funds, will generally invest most of its net assets in Investment Funds applying non-traditional investment strategies (hedge funds).

Each of these strategies is typically represented as offering low correlation with stock and bond portfolios.

One reason for the reported low correlation and potential diversification benefit is that hedge funds often describe themselves as employing skill-based investment strategies that do not explicitly attempt to track a particular index and which maximize long-term returns independently of a proscribed traditional stock and bond index. Hedge funds emphasize absolute returns and not returns relative to a predetermined index.

1.2. IDENTIFICATION AND EVALUATION OF THE HEDGE FUNDS STRATEGIES

Hedge Funds Strategies contemplated by the *Company* (while this list not being exhaustive) can be described as follows :

ELITE-STABILITY Fund

Relative Value Or Arbitrage

This strategy attempts to take advantage of relative pricing discrepancies between instruments including equities, debt, futures and options. Portfolio Managers employ mathematical, technical or fundamental analysis to determine mis-valued investments. Investments may be mis priced relative to an underlying security, related securities, groups of securities or the overall market. Positions are frequently hedged to isolate the discrepancy and to minimize market risk. Investments may represent either short-term trading opportunities or longer-term fundamental judgement on the relative performance of a security. Many funds use leverage to profit from small mis-pricing anomalies. Relative benchmark index is usually U.S. Treasurybills or LIBOR.

Fixed Income

A Relative Value strategy that invests with primary focus on yield or current income rather than solely on capital gains, utilizing fixed income securities. May utilize leverage to buy bonds and sometimes fixed income derivatives in seeking to profit from principal appreciation and interest income. Many times these types of portfolio managers trade the cash/futures basis, capitalize on yield curve anomalies and seek to gain from changes in spreads of fixed income securities including municipal bonds versus U.S. Treasury bonds.

Mortgage-Backed

A fixed income strategy with primary focus on mortgage-backed securities, which are securities that represent a participation in, or that are secured by and payable from, mortgage loans secured by real property. In many instances, these securities are pooled together and re-issued as collateralized mortgage obligations (CMO's), which can trade at either a surplus or a discount to the underlying securities offering arbitrage opportunities. In addition, since mortgage holders often have the option to prepay their loans, most mortgages are in effect short these options to the debtor, which can be subject to mispricings.

High Yield

A fixed income strategy with primary focus on High Yield (non-investment-grade) securities, which are securities that are typically regarded as speculative-grade (as opposed to investment-grade). These bonds usually offer more attractive coupons and higher returns than investment-grade securities, although they may also entail more risk. Many of these portfolio managers seek to gain from pricing anomalies that exist on the "credit curve," across the "credit curve" and among bonds of the same issuer.

Market Neutral – Securities Hedging

A Relative Value strategy that invests equally in both long and short equity portfolios. The portfolios are generally in the same sectors of the market. This strategy seeks to reduce market risks, but effective stock analysis and stock picking is essential to obtain meaningful results. Leverage may be used to enhance returns. This strategy usually has low or no correlation to the market. Sometimes the strategy uses market index futures to hedge out systematic (market) risk. If issuers of long and short are unrelated, the strategy referred to as Credit Arbitrage. Many times this category is a sub-category of Long/Short Equities as the portfolio is literally both long and short equal amounts of equity exposure.

ELITE-STABILITY Fund

Market Neutral - Capital Structure Arbitrage

A Relative Value strategy that attempts to hedge out most market AND issuer specific risk by taking offsetting positions in different securities of the same issuer. This strategy focuses on obtaining returns with low or no correlation to both the equity and bond markets. ADR arbitrage falls under this strategy as investors will buy (sell) a security on a foreign exchange and hedge it back into dollars when that combination is cheap (rich) versus ADRs trading on a U.S. exchange. In addition dividend arbitrage and options arbitrage fall into this category as well.

Convertible Arbitrage

This is one of the most conservative and popular Relative Value Capital Structure Arbitrage styles. The Portfolio Manager will go long convertible securities and short the same issuers underlying equity. Portfolio Managers may also use bond or note futures to hedge out interest rate risk. Leverage (up to 6:1) is often used to enhance returns of strategy, since the risks and the returns are typically very low.

Statistical Arbitrage

This strategy relies on groups of securities whose returns are usually highly correlated, but that occasionally stray from their normal relationship. These mean-reverting relationships are usually identified and capitalized on through intensive computer modeling. The opportunities are realized through simultaneous longs and shorts to eliminate all risks other than the risk in the relationship being exploited. Specific methods employed include pairs-trading and spread trading.

Multi-Strategy

This strategy employ a diversified investment approach using various strategies simultaneously to realize short- and long-term gains. Other strategies may include systems trading such as trend following and various diversified technical strategies. This style of investing allows the Portfolio Manager to overweight or underweight different strategies to best capitalize on current investment opportunities.

Event-Driven

Event-Driven strategies center on investing in securities of companies facing major corporate events. Merger and acquisitions are the most prevalent type of event that this type of strategy focuses on; however, other corporate events such as restructurings, spin-offs and significant litigation also present opportunities. This strategy is research intensive and requires continual review of announced and anticipated events. The goal of these strategies is to uncover investment combinations (both long and short, or either long or short) that exhibit favorable risk and reward characteristics based on the probability that the event will occur. Typically the investments are hedged to ensure that if events unfold as anticipated, the investment will generate a return that can be forecasted with reasonable accuracy.

ELITE-STABILITY Fund

Merger Arbitrage

An Event-Driven strategy that invests in event-driven situations such as mergers, hostile takeovers, reorganizations or leveraged buy-outs. It usually involves the simultaneous purchase of stock in companies being acquired, and the sale of stock in its acquirer, seeking to profit from the spread between the current market price and the ultimate purchase price of the company. This strategy may also utilize derivatives to leverage returns and to hedge out interest rate and/or market risk. Results under this strategy are generally not dependent on the direction of the market. If a takeover plan fails, investors may be left with large losses, which may be mitigated by participating only in friendly takeovers after they are announced.

Special Situations

This investment theme changes from strategy to strategy as opportunities arise to profit from events such as initial public offerings, sudden price changes (often caused by an interim earnings disappointment) hostile bids and other event-driven opportunities. The strategy may utilize several event-driven investing styles at a given time and is not restricted to any particular investment approach or asset class. The strategy is sometimes characterized by momentum trading with short-term investment time horizons.

Distressed Securities

Distressed securities portfolios invest in both debt and equity of companies that are in or near bankruptcy. These investments include :

- Purchasing the securities of companies that are near, in, or emerging from bankruptcy (the most common investment);
- Owning the securities of companies that are in bankruptcy and participating in the bankruptcy proceedings;
- Shorting the securities of companies that are believed to be near bankruptcy (although difficult because the relative illiquidity of distressed debt and equity); and
- Selling short one class of a distressed company's capital structure and purchasing another (as a relative value opportunity).

Distressed debt and equity securities are fundamentally different from non-distressed securities. Most investors are unprepared for the legal difficulties and negotiations with creditors and other claimants that are common when dealing with distressed companies. These risks require unique skills and investors generally prefer to transfer those risks to specialists in the distressed market when a company is in danger of default. Further, many investors are prevented by charter from holding securities that are in default or at a risk of default.

ELITE-STABILITY Fund

Long/Short Equity

Equity funds that invest either long or short or both long and short are the most common types of non-traditional funds currently in the industry and were one of the original ideas for the first non-traditional fund.

These strategies frequently employ bottom-up fundamental research to identify equity securities that should either perform well (in which case the securities will be held long) or that should perform poorly (in which case the equities will be sold short). Technical analysis is another tool used by many of these Portfolio Managers; however, many categorize the purveyors of technical analysis in the relative value category. Most typically, these Portfolio Managers will hold some combination of both long and short positions that will at least partly off-set one another to minimize market risk. Sub-categories include:

Aggressive Growth

This strategy invests in equities expected to experience acceleration in growth of earnings per share. The strategy generally invests in high P/E ratios, low or no dividends and often smaller and micro cap stocks which are expected to experience rapid growth. This strategy includes sectors such as technology, banking, or biotechnology and will hedge by shorting equities where an earnings disappointment is expected or by shorting stock indexes. In many instances, Portfolio Managers of this strategy tend to be biased towards long positions.

Market Timing

This strategy allocates assets among different asset classes depending on the Portfolio Manager's view of the economic or market outlook. It involves allocating assets by switching into investments that appear to be on an up-trend and out of ones that appear to be on a down-trend. The portfolio emphasis may swing widely between asset classes. The unpredictability of market movements and the difficulty of timing entry and exit from markets add to the volatility of this strategy. The strategy is frequently done between money market and mutual fund assets but can also include stocks and bonds.

2. RISK MANAGEMENT PHILOSOPHY

The objective of the Sub-Funds is not to beat an index but to generate a stable and attractive absolute return while limiting risks. To achieve its low risk objective, the *Company* will be guided by the following basic principles :

- investment strategies and Portfolio Managers will be selected for appropriate diversification and based on their track-record in generating steady returns with low volatility irrespective of market conditions;
- particular attention will be given to the professional qualities, reputation and ethics of the Portfolio Managers and their key personnel;
- particular attention will also be given to the consistency of the Portfolio Manager's risk management strategies and actual trading.

ELITE-STABILITY Fund

3. RISK MANAGEMENT, LIMITS

Risk, while being a part of all investment products, is, to a certain extent, manageable for all investments, including leveraged asset funds. There is a relationship between the return on an asset and the risk of that asset in efficient markets. In order to realize a return in excess of the "risk-free" rate of return, an investor must bear a higher level of risk. The risk in leveraged products is naturally higher than the risk in unleveraged products.

The *Company* focuses on two primary areas of risk-control: proper asset allocation techniques and a sophisticated risk management philosophy. Asset allocation requires broad knowledge of the industry, its strengths and weaknesses, as well as specific allocation techniques. Risk management begins with establishing an internal trading policy for the investment that sets out specific expectations and parameters.

The *Company*, with respect to each Sub-Fund, has adopted the following investment limits which are intended to minimize investment risk and maximize return :

- (1) The Sub-Fund may not purchase securities of any one Investment Fund if upon such purchase more than 20% of the net assets of the Sub-Fund would consist of the securities of such Investment Fund.
- (2) The Sub-Fund may not purchase equity securities of any Investment Fund if, upon such purchase, the Sub-Fund would own more than 50% of the securities of such Investment Fund.
- (3)
 - a. The Sub-Fund shall not invest in targeted funds which, pursuant to their investment policy, invest primarily in immovable property or in venture capital.
 - b. The Sub-Fund shall not make investments in Investment Funds which, in accordance with their investment policy, principally invest in other collective investment undertakings other than investments which in aggregate do not exceed 20% of its net assets; which investments may be made when (i) the Investment Fund concerned is the suitable Investment Fund, in the opinion of the Portfolio Advisor, available and reliable to execute the investment strategy; (ii) the Investment Fund concerned operates on the principle of risk spreading.

With respect to such investments, the Sub-Fund is exposed to an additional layer of fees; however the Portfolio Advisor shall select investments where this fees doubling impact is reduced or not adverse for the Sub-Fund interest.

The foregoing paragraph shall not apply to Feeder Funds. Feeder Funds are Investment Funds which invest substantially all their assets in one other collective investment undertaking (Master Fund). In relation to a Master-Feeder structure, the limits referred to in (1) and (2) above do not apply at the level of the Feeder Fund but shall apply at the level of the Master Fund if investments by the Sub-Fund in the Master Fund can only be made through one or more Feeder Funds. However, the Sub-Fund may not acquire shares or units carrying voting rights that would enable it to exercise a significant influence over the management of a Feeder Fund.

ELITE-STABILITY Fund

- c. The Sub-Fund may invest in Investment Funds organized as “multiple compartments funds”. In relation to a ‘multiple compartment fund’, the limits referred to in (1) and (2) above do not apply at the level of the overall fund but shall apply at the level of each compartment of such “multiple compartment fund” provided that (i) each compartment is organized as a separate entity where the liabilities towards third parties of one compartment are segregated from the liabilities towards third parties of each other compartment; (ii) the Company may not invest more than 50% of its net assets in the same “multiple compartment funds”.
- (4) The Sub-Fund shall not invest more than 20% of the Sub-Fund’s net assets in Investment Funds whose principal purpose is to invest in futures and options contracts. Such investments may only be made if such Investment Funds are subject to risk diversification rules comparable to those provided for similar Luxembourg investment funds subject to Part II of the Law of December 20, 2002, and if, in the opinion of the Board, they are necessary to carry out the investment strategy.
- (5) The Sub-Fund shall not invest in Investment Funds that are statutorily closed to redemption.
- (6) The Sub-Fund’s borrowings may not in the aggregate exceed 25% of its net assets. However, such borrowings may only be made on a temporary basis and to cover redemption cash needs and to manage the timing of cash flows between disinvestments and reinvestments.

For purposes of the investment limits listed above, all percentage limitations apply immediately upon purchase or initial investment, and any subsequent change in any applicable percentage, resulting from market fluctuations, or reasons beyond the control of the *Company*, or divestiture from underlying Investment Funds to meet redemption requests, does not require elimination of any security from the Sub-Fund’s portfolio. The restrictions referred to in the above do not necessarily dictate that change to investments will have to be made because appreciation or depreciation in the value of the whole or any part of the Sub-Fund’s assets or any variation in exchange rates, or the receipt of any rights variation in exchange rates, or the receipt of any rights, or any repayment or redemption or due to the exercise of any pre-emption rights arising from any investment, means that the limits would be breached. However, subject to the foregoing, the *Company* shall adopt as objective for its transactions the remedying of that situation, taking due account of the interests of its shareholders.

Whilst observing the principle of risk spreading, the *Company* may deviate from the above investment limits during the first six months of its operations.

The *Company* has the authority to adapt the above investment limits to future strategies of the Sub-Fund, in compliance with applicable laws and upon amendment of the present Prospectus.

4. EXCHANGE RISKS PROTECTION

The *Company*, with respect to its Sub-Funds or Categories, may employ techniques and instruments intended to provide protection against exchange risks in the context of the management of its assets and liabilities.

ELITE-STABILITY Fund

In order to protect assets against currency fluctuations, the *Company* with respect to its Sub-Funds or Categories may enter into currency forward contracts as well as the writing of call options and the purchase of put options on currencies. The *Company* with respect to its Sub-Funds or Categories may also engage in forward sales of currencies or exchange currencies (through swaps) on the basis of private agreements. The transactions referred to here may only be entered into either (i) via contracts which are dealt in on a regulated market, operating regularly, recognized and open to public, or (ii) on a mutual agreement basis with well-capitalized financial institutions specialized in this type of transaction.

The hedging objective of the transactions referred to above presupposes the existence of a direct relationship between these transactions and the assets which are being hedged and implies that, in principle, transactions in a given currency cannot exceed the total valuation of assets denominated in that currency or a linked currency (i.e., a related currency whose value is linked to that of the currency being hedged) nor may the duration of these transactions exceed the period for which the respective assets are held.

8. RISK FACTORS

Investment in the Shares involves a significant degree of risk. There can be no assurance that the Sub-Fund's investment objectives will be achieved or that there will be a return of capital.

Shares in the Sub-Fund are suitable for investment only by sophisticated individuals and institutions for whom an investment in the Sub-Fund does not represent a complete investment program and who fully understand and are capable of assuming the risks of an investment in the Sub-Fund.

Prospective investors should give careful consideration to the following factors, among others, in evaluating the merits and suitability of an investment in the Shares.

Investment in Non Regulated Investment Funds

The Investment Funds shall generally not be subject to a supervision performed by a supervisory authority set up by law in order to ensure the protection of investors ("Equivalent Supervision"). The risks inherent in investing in Investment Funds not subject to Equivalent Supervision are significant and differ in kind and degree from the risks presented by investing in Investment Funds subject to Equivalent Supervision. The Sub-Funds are suitable only for sophisticated investors who can fully evaluate the risks involved.

The risks inherent in investing in Investment Funds as described herein include the absence of regulatory oversight, illiquidity, use of possibly speculative trading techniques, use of leverage, short selling and hedging techniques.

Illiquidity

Because of the limitation on withdrawal rights and the fact that Investment Fund's interests generally are not tradeable, an investment in the Investment Funds described herein is a relatively illiquid investment and involves a high degree of risk.

ELITE-STABILITY Fund

Leverage

Many of the Investment Funds in which the *Company* will place a portion of the Sub-Fund's assets may utilize leverage by borrowing to the fullest extent allowable by law to finance the purchase of securities.

Turnover rate

Turnover rate is expected to be low as the Portfolio Advisor intends to select, from inception, high quality Portfolio Managers able to fulfill, together, the long-term objectives of the Sub-Fund. However, replacement and/or addition of Portfolio Managers will be made if and when necessary or useful to those objectives.

Underlying Trading risks

Substantial risks are involved in investing in Investment Funds trading in equity securities and options. Market movements can be volatile and are difficult to predict. The activities of governments can have a profound effect on interest rates which, in turn, substantially affect securities and options prices as well as the liquidity of such markets. Politics, recession, inflation, employment levels, trade policies, international events, war and other unforeseen events can also have significant impact upon the prices of securities.

A variety of possible actions by various government agencies can also inhibit the profitability of an Investment Fund or can result in losses. Such events, which can result in large market movements and volatile market conditions, create the risk of substantial losses for the Sub-Fund.

Various techniques are employed to attempt to reduce a portion of the risks inherent in the trading strategy utilized by the Investment Funds. The ability to achieve the desired effect through a particular technique is dependent upon many factors, including the liquidity of the market at the desired time of execution. Thus, substantial risk remains in that the techniques employed cannot always be implemented and may not always be effective in reducing losses (already mentioned in "Leverage" section above).

Accordingly, a relatively small price movement may result in substantial and immediate losses in excess of the amount committed to the positions. At various times, the markets for exchange-listed equity securities and options and / or other securities may be "thin" or illiquid, making purchases or sales of securities or options at desired prices or in desired quantities difficult or impossible. In addition, options prices are extremely volatile. The volume and volatility of trading in the market depend in part on general public interest and public opinion concerning economic conditions as well as the liquidity provided by market-makers and specialists. The liquidity of the market may also be affected by a halt in trading on a particular securities exchange or exchanges. Illiquid markets may make it difficult to get an order executed at a desired price.

Options are highly volatile. Price movements are influenced by, among other things, changing supply and demand relationships, governmental and trade programs and policies, and national and international political and economic events.

ELITE-STABILITY Fund

Trading strategies of the Investment Funds may not be successful

There can be no assurance that any trading method employed in the Investment Funds will produce profitable results, and the past performance of Investment Funds managed by the Portfolio Managers and their principals are not necessarily indicative of the future profitability of the Sub-Fund.

Profitable trading is often dependent on correctly anticipating trends or trading patterns. In addition, markets experiencing random price fluctuations, rather than defined trends or patterns, may generate a series of losing trades. There have been periods when the markets in which the Sub-Fund will invest have been subject to limited and ill-defined price movements, and such periods may recur. Any factor which may lessen major price trends (such as governmental controls affecting the markets) may reduce the prospect for future trading profitability.

Any factor which would make it difficult to execute trades, such as reduced liquidity or extreme market developments resulting in prices moving the maximum amount allowed in a single day, could also be detrimental to profits or cause losses. Increases in margin levels on futures contracts or securities (including options) may occur in the future. Such increased margin and other potential regulatory changes may adversely impact the trading strategies. No assurance can be given that the trading techniques and strategies employed by the Sub-Fund or the Investment Funds will be profitable in the future. In addition, because the Portfolio Advisor has not previously conducted this investment strategy, it currently has no performance record.

Arbitrage transactions in the Investment Fund's portfolio

Among the many risks of arbitrage transactions are that two or more buy or sell orders may not be able to be executed simultaneously at the desired prices, resulting in a loss being incurred on both sides of a multiple trade arbitrage transaction. Also the transaction costs of arbitrage transactions can be especially significant because separate costs are incurred on each component of the combination. Consequently, a substantial favorable price movement may be required before a profit can be realized.

Portfolio Valuation

The value of the interests in investment funds shall be based on the last available valuation. Interests in Investment Funds will generally be valued in accordance with the methods provided by the instruments governing such Investment Funds. These valuations shall normally be provided by the respective administrator or valuation agent of the Investment Fund concerned. These valuations may be determined on an estimated or final basis, based on interim unaudited financial records of the Investment Fund, and therefore will be subject to adjustment (upward or downward) upon the finalization of the auditing of such financial records.

If a shareholder makes a subscription to, or a redemption from the Sub-Fund, subsequent adjustments to valuations of one or more Investment Funds may occur and there is a risk that such shareholder may receive an amount of Shares, or an amount upon withdrawal, which is less or greater than the amount such shareholder would have been entitled to receive on the basis of the adjusted valuation. Subsequent adjustments will have no retroactive effect on prior subscriptions or redemptions.

ELITE-STABILITY Fund

Performance Payments

The Portfolio Manager of an Investment Fund will typically be paid or allocated amounts based upon a share of the appreciation of the Investment Fund (“performance payments”). An Investment Fund’s performance payment arrangement may result in substantially higher payments to its Portfolio Manager than traditional compensation arrangements. The existence of the performance payment arrangements may create an incentive for an Investment Fund’s Portfolio Manager to make riskier or more speculative investments on behalf of the Investment Fund than it would otherwise make in the absence of such performance-based payments. An Investment Fund’s Portfolio Manager may receive performance payments in respect of unrealized appreciation of the Investment Fund’s investment portfolio.

Fees and expenses

The fees and expenses payable by the *Company* with respect to the Sub-Fund may be higher than those of other investment companies, particularly those which do not employ a multi-investment funds concept.

The investments of the Sub-Funds shall mainly consist of Investment Funds, which might incur a possible layering of fees and expenses.

Diversification

Although the Board plans to seek diversification in the investment of the Sub-Fund’s assets and subject to the investment restrictions referred to in Chapter 7 paragraph 3 above, it is possible that at times the Sub-Fund’s assets may be disproportionately concentrated in certain sectors.

Absence of Custodian Banks and Institutional Risk

Some of the Investment Funds in which the assets of the Sub-Fund will be invested may have a broker as a custodian instead of a bank. In certain cases these brokers may not have the same credit rating as a bank. In addition, contrary to custodian banks in regulated environments, these brokers will only perform safekeeping functions with no statutory supervisory obligations.

The institutions to which portfolio securities of Investment Funds have been entrusted for custodial purposes, may encounter financial difficulties that impair the Investment Funds’ operational capabilities or capital positions. Furthermore, the risks related to the Investment Funds’ administrators and operations, including their inability to verify accurately the net asset value of Investment Funds, constitute an additional risk factor.

The foregoing list of risk factors does not purport to be a complete explanation of the risks involved in investing in the Company. Prospective investors should read this Prospectus and discuss all potential conflicts of interest and risks with their financial and legal advisors.

ELITE-STABILITY Fund

9. SHARES

The Shares may, as the Board shall determine, be of different Classes and each Class may be composed of different Categories, and the proceeds of the issue of each Class (referred to as the “Class”) and Category shall be invested in such assets and instruments as determined from time to time by the Board and described in the Sub-Fund Particulars. Each such Class of Shares shall constitute a Sub-Fund designated by a generic name.

Shares of each Class will generally be issued in registered form. In addition, the Sub-Fund Particulars will determine if bearer Shares may be issued and, in the affirmative, in which denomination.

Bearer Shares may be made available through, but not limited to, Clearstream Banking and/or Euroclear. The bearer Shares held in Clearstream Banking and/or Euroclear are represented by Global Certificates. Bearer Shares may also be represented by bearer certificates.

Unless otherwise stated in the Sub-Fund Particulars, the shareholders holding registered Shares will not receive any Share certificates. A confirmation statement will be issued upon issuance of the Shares. Registered Shares will be issued in fractions of up to three decimal places. The shareholders’ register is held in Luxembourg by Banque Degroof Luxembourg S.A..

If bearer Shares are available, registered Shares may, at the expense of the shareholder, be converted into bearer Shares and vice-versa.

The Shares are to be fully paid up and will be issued without indication of their nominal value. Unless otherwise stated in the Sub-Fund Particulars, there will be no limit on the number of Shares to be issued.

The rights attached to the Shares are set forth in the Law of August 10, 1915 and the modifications thereof as far as these do not depart from the Law of December 20, 2002. All Shares of the *Company*, irrespective of their value, have equal voting rights. Fractions of Shares have no voting right. The Shares of each Class have equal rights in case of distribution of dividends and in case of liquidation of such Sub-Fund.

Any change in the Articles of Incorporation resulting in a change of the rights of a Class and Category has to be approved by the General Meeting of shareholders and the shareholders’ meeting of the Class and Category concerned.

10. ISSUE OF SHARES

1. Offering and redemption constraints

In certain jurisdictions, the circulation and distribution of the Prospectus and the sale of Shares is restricted by law. Persons into whose possession this Prospectus may come are required to inform themselves of and to observe any such restrictions.

ELITE-STABILITY Fund

In accordance with the Articles, the Board may impose such restrictions as it may think necessary for the purpose of ensuring that no Shares in the *Company* are acquired or held by (a) any person in breach of the laws or regulatory requirements of any country or governmental authority or (b) any person in circumstances which, in the opinion of the Directors, might result in the *Company* or one of its Sub-Funds incurring any liability of taxation or suffering any other disadvantage which the *Company* might not otherwise have incurred or suffered. The *Company* may compulsorily redeem all Shares held by any such person.

The *Company* has not registered and will not register with the US Securities and Exchange Commission any public offer or sale of its Shares under the US Securities Act of 1933 (“1933 Act”). Shares may not be offered or sold directly or indirectly, in the United States of America or any area subject to its jurisdiction. In addition, the *Company* has not been and will not be registered under the United States Investment Company Act 1940 and will not be regulated as a commodity pool under the United States Commodity Exchange Act.

With respect to the sale of the Shares, the *Company* may appoint selling agent(s) who shall be responsible to the *Company* for ensuring, among other things, that the offering of the Shares is made in accordance with applicable laws.

Subject to local law in countries where the Shares are offered, financial intermediaries can, with the approval of the Board of Directors of the *Company* and the respective shareholders, agree to act as nominee for the investors. In this capacity, the financial intermediary shall, in its name but as nominee for the investor, purchase or sell Shares for the investor and request registration of such Share transactions in the *Company*'s register.

However, the investor may invest directly in the Classes of Shares of the *Company* without using this nominee service and if the investor does invest through a nominee, he will still retain a direct claim to his Shares subscribed. However, the provision hereabove is not applicable for shareholders solicited in countries where the use of the services of a nominee is necessary or compulsory for legal, regulatory or compelling practical reasons.

The *Company* may, at any time, require the selling agent(s) to make certain representations and warranties regarding the sale of the Shares to comply with applicable laws and requirements.

In the context of money laundering prevention and in compliance with Luxembourg and international regulations applicable thereto, subscribers will have to establish their identity with the Company or to the financial institution which collects their subscription (i.e. the Registrar and Transfer Agent).

When the remitting bank is not based in a FATF (Financial Action Task Force) Member State, the Registrar and Transfer Agent is to request from subscribers the following identification documents: for individuals, certified copy of passport/identity card (certified by the local public authority); for corporations or other legal entities, certified copy of Articles of Incorporation, certified copy of Register of Commerce, copy of the latest annual accounts published and full identification of the beneficial owner, i.e. final shareholder.

ELITE-STABILITY Fund

2. Initial and subsequent offering period

Initial and subsequent offering period terms and conditions with respect to each Sub-Fund are provided for in the Sub-Fund Particulars.

3. Subscription procedure

The *Company* may establish specific subscription terms and conditions, as provided for in the Sub-Fund Particulars.

After the close of the Initial Offering Period, as described in the Sub-Fund Particulars, investors whose applications are accepted will be allotted Shares at a Subscription Price equal to the Net Asset Value per Share of the relevant Class and Category, as the case may be, on the relevant Valuation Day increased by a maximum 5% subscription fee - as provided for in each Sub-Fund Particulars - which will be for the benefit of the selling agent(s). The charges for the relevant Classes are specified in the Sub-Fund Particulars. Subject to the laws, regulations, Stock Exchange rules or banking practices in a country where a subscription is made, taxes or costs may be charged additionally.

In addition, the applicant may be charged reasonable costs incurred in connection with the issue of bearer Shares.

Applications to subscribe for Shares must be addressed to the *Company* or the Registrar and Transfer Agent of the *Company* and must be confirmed in writing.

Investors whose applications are accepted will be allotted Shares issued at a Subscription Price determined as of the Valuation Day for which such application is received, provided that such application is received by the *Company* or the Registrar and Transfer Agent not later than the time period as specified in the Sub-Fund Particulars for each Sub-Fund. Applications received after that time period may be processed on the next following Valuation Day.

Payment for the Shares must be made in the Reference Currency of the relevant Class or Category not later than the time period specified in the Sub-Fund Particulars for the relevant Class or Category.

The Board may also accept subscriptions by means of contributing an existing portfolio, as provided for in the Law of August 10, 1915 as amended, subject that the securities of this portfolio comply with the investment objectives and restrictions of the *Company* for the Sub-Fund concerned and that these securities are quoted on an official stock exchange or traded on a regulated market, which is operating regularly, recognized and open to the public, or any other market offering comparable guarantees. Such a portfolio must be easy to evaluate. A valuation report, the cost of which is to be borne by the relevant investor, will be drawn up by the Auditors according to article 26-1 (2) of the above-referred law and will be deposited with the court and for inspection at the registered office of the *Company*.

ELITE-STABILITY Fund

The Board of Directors reserves the right to reject any application in whole or in part or to suspend at any time and without prior notice the calculation of the Net Asset Value per Share as well as the issue, the redemption or the conversion of Shares in one, several or all of the Classes, as provided for in article 24 of the Articles.

Registered Shares may be issued in fractions of up to three decimal places.

Investors must note that the *Company* reserves the right to postpone subscriptions or to cancel applications where there is no certainty that payment will reach the *Company* or the Registrar and Transfer Agent by the due date. Shares will therefore be allotted only after receipt of the subscription request together with cleared moneys or a document evidencing irrevocable payment within the specified time period as provided in the Sub-Fund Particulars.

In the context of money laundering prevention and in compliance with Luxembourg and international regulations applicable thereto, subscribers will have to establish their identity with the *Company* or with the financial institution which collects their subscription (i.e., the Registrar and Transfer Agent).

When the remitting bank is not based in a FATF (Financial Action Task Force) Member State, the Registrar and Transfer Agent is to request from subscribers the following identification documents: for individuals, certified copy of passport/identity card (certified by the local public authority); for corporations or other legal entities, certified copy of articles of incorporation, certified copy of Register of Commerce, copy of the latest annual accounts published and full identification of the beneficial owner, i.e. final shareholder.

11. REDEMPTION OF SHARES

1. REDEMPTION PROCEDURE

The *Company* may establish specific redemption terms and conditions, as provided for in the Sub-Fund Particulars.

Redemption requests shall be received by the *Company* or the Registrar and Transfer Agent before the time period preceding the Valuation Day as specified in the Sub-Fund Particulars for each Sub-Fund and must be confirmed in writing. Redemption requests received after that time period may be processed on the next following Valuation Day.

The redemption request will be irrevocable and must state the information necessary to carry out the redemption procedure and settlement such as the shareholder's full name and registered address, the Class, Category, number and form of Shares to be redeemed or, if allowed, the amount of currency to be redeemed, the name in which such Shares are registered, details as to whom payment should be made and the relevant Class of Shares. All necessary documents to fulfill the redemption shall be enclosed with such request.

ELITE-STABILITY Fund

Shares shall be redeemed at a Redemption Price equal to the Net Asset Value per Share of the relevant Class and Category, as the case may be, on the relevant Valuation Day decreased by a maximum 5% redemption fee - as provided for in each Sub-Fund Particulars - which will be for the benefit of the relevant Sub-Fund. The Board of Directors reserves the right to determine the redemption fee.

In addition, the Redemption Price may be reduced by a withdrawal charge, which may be used to pay recognized agents. The charges for the relevant Classes are specified in the Sub-Fund Particulars. Subject to the laws, regulations, Stock Exchange rules or banking practices in a country where redemption is made, additional taxes or costs may be deducted from the applicable Net Asset Value per Share.

Redemption proceeds will be transferred in the Reference Currency of the relevant Class or Category to the bank account, as previously specified by the shareholder, or by cheque mailed to the shareholder (at his risk and expense) to his registered address, as promptly as practical, but not later than the time period specified in the Sub-Fund Particulars. If a shareholder requests redemption proceeds to be paid to an alternative account, the *Company* or the Registrar and Transfer Agent of the *Company* will require prior confirmation in writing signed by the shareholder. Any transfer costs are at the expense of the shareholder.

The Redemption Price may be higher or lower than the price paid by the shareholder at the time of subscription.

With respect to the Shares of the Sub-Fund, the *Company* shall have power, with the consent of the shareholder, to divide in specie the whole or any part of the assets of the Sub-Fund and appropriate such assets and transfer the same to the shareholder requesting redemption in satisfaction or part satisfaction of the Redemption Price.

The following provisions shall apply to any such appropriation and transfer of assets; subject to what is hereinafter provided, the *Company* shall transfer to the shareholder that proportion of the assets of the Sub-Fund whose value corresponds to the Net Asset Value of Shares to be redeemed by the shareholder, provided always that the nature of the assets of the Sub-Fund and the type of any securities to be transferred to the shareholder shall be determined by the Board on such basis as the Board in its sole discretion shall deem equitable as between the holder concerned and the remaining shareholders and not prejudicial to the interests of the remaining shareholders and for the foregoing purposes, the value of securities shall be determined on the same basis as used in calculating the Net Asset Value of the Shares being redeemed and the Board shall obtain the confirmation of such valuation by a special report of the Auditors of the *Company*.

2. REDEMPTION CONSTRAINTS

The *Company* with respect to each Sub-Fund shall honor the redemption requests. However, the redemption procedure and/or settlement can be subject to redemption constraints.

Shares of any Class will not be redeemed if the calculation of the Net Asset Value of the corresponding Sub-Fund is suspended in accordance with article 24 of the Articles.

ELITE-STABILITY Fund

In the case of suspension of dealings in Shares, the shareholder may give notice that he wishes to withdraw his request. If no such notice is received by the *Company* the request will be dealt with on the first Valuation Day following the end of such suspension period.

Further, if on any given date redemption requests pursuant to article 25 and conversion requests pursuant to article 22 of the Articles exceed a level of 10% in relation to the number of Shares in issue of a specific Sub-Fund, the Board of Directors may decide that part or all of such requests for redemption or conversion will be deferred for a period that the Board considers to be in the best interests of the Sub-Fund which shall not exceed two months. On the Valuation Days during such period, these redemption and conversion requests will be met in priority to later requests.

Any redemption request may furthermore be deferred in special circumstances if the Board considers that the implementation of the redemption or the conversion request on such Valuation Day would adversely affect or prejudice the interests of the Sub-Fund or the *Company*.

Under special circumstances including, but not limited to, default or delay in payments due to the Sub-Fund from banks or other entities, the *Company* may, in turn, delay all or part of the payment to shareholders requesting redemption of Shares in the Sub-Fund concerned. The right to obtain redemption is contingent upon the Sub-Fund having sufficient property to honor redemptions.

The *Company* may also defer payment of the redemption of a Sub-Fund's Shares if raising the funds to pay such a redemption would, in the opinion of the Directors, be unduly burdensome to such Sub-Fund. The payment may be deferred until the special circumstances have ceased; redemption could be based on the then prevailing Net Asset Value.

If, as a result of any request for redemption the amount invested by any shareholder in a Class would fall below the minimum holding requirement in that Class, as detailed in the Sub-Fund Particulars, the Board of Directors may decide to redeem the entire shareholding of such shareholder in such Class.

In the event that for any reason the Net Asset Value of any Class or Category (as defined in article 23 of the Articles) would fall below such amount as the Board of Directors shall determine to be the minimum investment level for the Class or the Category to operate in an efficient manner, the Board of Directors may upon thirty days prior notice to the holders of Shares of such Class or Category proceed to a compulsory redemption of all Shares of the given Class or Category at the Net Asset Value calculated on the Valuation Day at which such decision shall take effect, decreased by any charges incurred in connection with the redemption of such Shares (taking into account actual realization prices of investments and realization expenses). Registered shareholders shall be notified in writing.

The Board may decide from time to time, while respecting equity among shareholders, to redeem some of the issued Shares without redemption fee when it reasonably considers that such redemptions are necessary for ensuring good economic conditions for the Sub-Fund.

ELITE-STABILITY Fund

In some circumstances, the *Company* may find it necessary upon redemption by a shareholder to set up a reserve for contingent liabilities and withhold a certain portion of the Shareholder's capital account. Similar provisions may be contained in some of the Investment Funds in which the Sub-Fund invests.

These provisions could be activated if the *Company* or one of the Investment Funds is involved in litigation or subject to an audit by a taxation or other authority.

12. CONVERSION OF SHARES

Without prejudice to the regulations specified in the Sub-Fund Particulars, Shares of any Class or Category may be converted into Shares of another Class or Category. The Board is authorized to set a minimum conversion level for each Class and Category, as well as to fix the minimum amount of Shares that must remain in any Class if the conversion right is exercised. Those minima shall be specified in the Sub-Fund Particulars.

The conversion is carried out on the basis of the Net Asset Value per Share determined on the relevant Valuation Day, less a conversion fee of a maximum of 1%, payable to the initial Sub-Fund, except as otherwise provided in the Sub-Fund Particulars. The same charge will be made for all conversion requests, which are accounted for on a single conversion Valuation Day.

The shareholder can request such a conversion of Shares by way of letter, fax, telex or SWIFT to the *Company* or the Registrar and Transfer Agent, indicating the number and the Class and Category of Shares to be converted. Without prejudice to the provisions of Chapter 14 entitled "Suspension of Calculation of the Net Asset Value", the application must be irrevocable and must be accompanied, if applicable, by the relevant bearer certificate and unused coupons or by a correctly filled conversion form or by all other documents proving this conversion.

The number of Shares of the new Class or Category to be allotted is calculated in accordance with the following formula:

$$N = \frac{[(A \times B) - C] \times D}{E} \pm Xp$$

- N: stands for the number of Shares to be allocated in the new Class or Category;
- A: stands for the number of Shares to be converted in the initial Class or Category;
- B: stands for the Net Asset Value on the applicable Valuation Day of the Shares to be converted in the initial Class or Category;
- C: is the global conversion fee (if any) to be determined for each Class or Category;
- D: stands for the exchange rate applicable on the effective transaction day for the currencies of the two Classes or Categories;
- E: stands for the Net Asset Value on the applicable Valuation Day of the Shares to be allocated in the new Class or Category;
- Xp: is the remaining balance, which shall be repaid to the shareholder. The shareholders are deemed to have requested the refund of the unallocated balance.

ELITE-STABILITY Fund

Conversion shall be made for fractions of Shares (three decimal places), if conversions are made for registered Shares.

After the conversion, the *Company* will inform the shareholder as to the number of new Shares obtained as a result of the conversion as well as the price.

13. NET ASSET VALUE

For the purpose of determining the issue, redemption and conversion price per Share, the *Company* shall calculate the Net Asset Value of Shares of each Sub-Fund (referred to as the “Net Asset Value”) on such date (referred to as the “Valuation Day”) and under such frequency as determined by the Board from time to time, but at least once a month. The determined date and frequency shall be specified in the Sub-Fund Particulars.

The Net Asset Value of each Sub-Fund is equal to the total assets of that Sub-Fund less its liabilities.

The Net Asset Value of Shares of each Sub-Fund, Class and/or Category shall be expressed in the reference currency of the relevant Sub-Fund, Class and/or Category (except that when there exists any state of affairs which, in the opinion of the Directors, makes the determination in the currency of the relevant Sub-Fund, Class and/or Category either not reasonably practical or prejudicial to the shareholders).

The Net Asset Value as a per Share figure shall be determined in respect of any Valuation Day by dividing the net assets of the corresponding Class by the number of Shares of the relevant Class then outstanding.

When the Board of Directors has decided for a given Class of Shares to issue several Categories of Shares, the Board of Directors may decide to compute the Net Asset Value per Share of a Category as follows: on each Valuation Day the assets and liabilities of the considered Sub-Fund are valued in the reference currency of the Sub-Fund and/or each Category, as the case may be. The Categories of Shares participate in the Sub-Fund's assets in proportion to their respective portfolio entitlements.

Portfolio entitlements are allocated to or deducted from a particular Category on the basis of issues proceeds and/or redemption and/or conversion proceeds of Shares of each Category, and shall be adjusted subsequently with the distribution effected as well as with their respective management complement (e.g., specific assets and liabilities attributed to and deducted from only the respective Category). The value of the portfolio entitlements attributed to a particular Category on the given Valuation Day adjusted with the value of the assets and liabilities relating exclusively to that Category on that Valuation Day represents the total Net Asset Value attributable to that Category of Shares on that Valuation Day. The Net Asset Value per Share of that Category on a Valuation Day equals to the total Net Asset Value of that Category on that Valuation Day divided by the total number of Shares of that Category then outstanding.

If, subsequent to the close of business on the relevant Valuation Day, there has been a material change in the quotations for an appreciable portion of the investments of a Sub-Fund, the Board of Directors may, in order to safeguard the interests of the shareholders and/or the Sub-Fund, cancel the first valuation and carry out a second valuation. All subscription, redemption and conversion requests shall be treated on the basis of this second valuation.

ELITE-STABILITY Fund

Except as otherwise provided in the Sub-Fund Particulars:

I. The assets attributable to a Sub-Fund shall be deemed to include:

- (1) all cash in hand or receivable or on deposit, including accrued interest not yet cashed as well as accrued interest on cash deposits until the relevant Valuation Day;
- (2) all bills and notes payable on demand and any amounts due (including the proceeds of the securities sold but not yet collected);
- (3) all securities, derivatives, shares, bonds, debentures, options contracts, subscription rights and any other investments, interests, instruments and securities;
- (4) all dividends and distributions due in cash or in kind to the extent known to the *Company*, provided that the *Company* may adjust the valuation for fluctuations in the market value of securities due to trading practices such as trading ex-dividends or ex-rights;
- (5) all accrued interest on any interest-bearing securities held by the *Company* with respect to the Sub-Fund, except to the extent that such interest is comprised in the principal thereof;
- (6) the preliminary expenses as far as the same have not been written off; and
- (7) all other permitted assets of any kind and nature including prepaid expenses.

II. The value of assets shall be determined as follows:

- (1) the value of any cash in hand or on deposit, discount notes, bills and demand notes and accounts receivable, prepaid expenses, cash dividends and interest declared or accrued as aforesaid and not yet received, shall be deemed the full amount thereof, unless in any case the same is unlikely to be paid or received in full, in which case the value thereof shall be arrived at after making such discount as the Board may consider appropriate in such case to reflect the true value thereof;
- (2) the value of all portfolio securities which are listed on an official Stock Exchange or traded on any other regulated market will be valued at the last available price in Luxembourg on the principal market on which such securities are traded, as furnished by a pricing service approved by the Board. If such prices are not representative of the fair value, such securities as well as other permitted assets, including securities which are listed on a Stock Exchange or traded on a regulated market, will be valued at a fair value at which it is expected that they may be resold, as determined in good faith by and under the direction of the Board;

ELITE-STABILITY Fund

- (3) the value of securities which are not quoted or dealt in on any regulated market will be valued at the last available price in Luxembourg, unless such price is not representative of their true value; in this case, they will be valued at a fair value at which it is expected that they may be resold, as determined in good faith by and under the direction of the Board;
- (4) the value of other assets will be determined prudently and in good faith by and under the direction of the Board in accordance with generally accepted valuation principles and procedures.

The value of the interests in Investment Funds shall be based on the last available valuation. Interests in Investment Funds will generally be valued in accordance with the methods provided by the instruments governing such Investment Funds. These valuations shall normally be provided by the respective administrator or valuation agent of the Investment Fund concerned. These valuations may be determined on an estimated or final basis, based on interim unaudited financial records of the Investment Fund. These valuations may be subject to adjustment (upward or downward) upon the finalization or the auditing of such financial records.

The Board, in its discretion, may permit some other method of valuation to be used if it considers that such valuation better reflects the fair value of any asset held by a Sub-Fund.

The value expressed in a currency other than the Sub-Fund Reference Currency will be converted at representative exchange rates ruling on the Valuation Day.

In the valuation of the assets, the valuation principles set forth above may be affected by the fact that incentive fees will be calculated on the basis of the profits generated up to the applicable Valuation Day. However, as the actual amount of such fees will be based on the performance of the assets as of quarter-end, there is the possibility that fees actually paid may be different from those used for the calculation of the Net Asset Value at which Shares were redeemed.

The valuation of the assets is based on information (including without limitation, position reports, confirmation statements, recap ledgers, etc.) which is available at the time of such valuation with respect to but not limited to all open futures, forward and option positions and accrued interest income, accrued management, incentive and service fees, and accrued brokerage commissions. The Board may rely upon confirmation from the clearing brokers, the Portfolio Managers and their affiliates in determining the value of assets held for the Sub-Funds.

III. The liabilities shall be deemed to include:

- (1) all borrowings, bills and other amounts due;
- (2) all administrative expenses due or accrued including the costs of its constitution and registration with regulatory authorities, as well as legal, audit, management, sales, advisory, custodial, paying agency and corporate and central administration agency, transfer and registrar agency, charges, fees and expenses, the cost of legal publications, prospectuses, financial reports and other documents

ELITE-STABILITY Fund

made available to shareholders, translation expenses and generally any other expenses arising from the administration and the marketing;

- (3) all known liabilities, due or not yet due including all matured contractual obligations for payments of money or property, including the amount of all dividends declared by the *Company* but not yet paid out;
- (4) an appropriate amount set aside for taxes due on the Valuation Day and any other provisions or reserves authorized and approved by the Board; and
- (5) any other liabilities of the Sub-Fund of whatever kind towards third parties.

For the purposes of valuation of its liabilities, the *Company* may duly take into account all administrative and other expenses of regular or periodical character by valuing them for the entire year or any other period and by dividing the amount concerned proportionately for the relevant fractions of such period.

Pursuant to the article 133 (1) of the Law of December 20, 2002, the *Company* constitutes a single legal entity. Notwithstanding the article 2093 of the Luxembourg Civil code, the assets of one Sub-Fund are only responsible for all debts, engagements and obligations attributable to this Sub-Fund. In this regard, if the *Company* incurs a liability, which relates to a particular Sub-Fund, the creditor's recourse with respect to such liability shall be limited solely to the assets of the relevant Sub-Fund.

As far as possible, all investments and disinvestments decided upon until the Valuation Day will be included in the Net Asset Value calculations. Subject to the above, the *Company* attributes to each Sub-Fund the assets and liabilities relating to it. The property, commitments, fees and expenses that are not attributed to a certain Class or Category, will be ascribed equally to the different Classes or Categories or, if the amounts and cause justify doing so, will be prorated according to the Net Asset Value of each Class or Category.

The net assets of the *Company* shall mean the assets of the *Company* less its liabilities, as herein above defined, on the Valuation Day on which the Net Asset Value of the Shares is determined. The capital of the *Company* shall be at any time equal to the net assets of the *Company*. The net assets of the *Company* are equal to the aggregate of the net assets of all Sub-Funds, such assets being converted into USD when expressed in another currency. In the absence of bad faith, gross negligence or manifest error, any decision taken by the Board or by a delegate of the Board in calculating the Net Asset Value or the Net Asset Value per Share, shall be final and binding on the *Company* and present, past or future shareholders.

ELITE-STABILITY Fund

14. SUSPENSION OF CALCULATION OF THE NET ASSET VALUE

Except as otherwise provided in the Sub-Fund Particulars, the *Company* may temporarily suspend the determination of the Net Asset Value of one or more Sub-Funds and the issue, conversion and redemption of their related Class' Shares:

- (a) during any period when any market or stock exchange, which is the principal market or stock exchange on which a material part of the investments attributable to such Sub-Fund is quoted, is closed (otherwise than for ordinary holidays) or during which dealings thereon are restricted or suspended; or
- (b) if the political, economical, military, monetary or social situation or if any "force majeure" event, independent from the *Company's* power and will, renders the disposal of assets impracticable by reasonable and normal means, without interfering with the shareholders' rights; or
- (c) during any breakdown in the means of communication normally employed in determining the price or value of any of the investments attributable to such Sub-Fund or the current price or values on any stock exchange or regulated market; or
- (d) if foreign exchange or capital movement restrictions make the *Company's* transactions impossible, or if it is impossible for the *Company* to sell or buy at normal exchange rates; or
- (e) as soon as a general meeting of shareholders, deciding on the winding up of the *Company*, has been called; or
- (f) in case of a breakdown of the data processing used for the calculation of the Net Asset Value; or
- (g) during any period where the calculation of the Net Asset Value per Share or unit of the Shares or units in the underlying investment funds has been suspended and this suspension has a material impact on the Net Asset Value of the Sub-Fund and in the opinion of the Board of Directors there exists no other reasonable means of determining the value thereof.

When exceptional circumstances might negatively affect shareholders' interests, or when redemptions would exceed 10% of a Class' net assets, the Board reserves the right to sell the necessary securities or other investments before the calculation of the Net Asset Value per Share. In this case, all subscription, redemption and conversion applications without any exception will be processed at the Net Asset Value per Share thus calculated after such investments are sold.

Any of such suspension shall be notified to the shareholders requesting redemption or conversion of their Shares. Pending subscription, redemption and conversion requests can be withdrawn after written notification as long as these notifications reach the *Company* before the end of the suspension. These requests will be considered on the first Valuation Day following the end of the suspension. Valuation Day refers to the definition in Chapter 13 entitled "Net Asset Value", above.

ELITE-STABILITY Fund

15. CHARGES AND EXPENSES

The costs and expenses incurred in the incorporation of the *Company*, the formation and marketing of the Classes shall be borne by the Sub-Funds. The *Company*, with respect to each Sub-Fund, will bear the operation and administrative expenses specified in Chapter 13 entitled “Net Asset Value”. Each Sub-Fund is charged with all costs or expenses specifically identifiable or attributable to it. Within each Sub-Fund, each Category is charged with costs and expenses specifically identifiable or attributable to it.

The costs and expenses incurred in connection with the formation of the *Company* and the initial issue of Shares by the *Company*, including those incurred in the preparation and publication of the Prospectus, the costs incurred in obtaining a listing for Shares in the *Company* on the Luxembourg Stock Exchange, all legal, fiscal and printing costs, certain launch expenses and other preliminary expenses will be written off over a period not exceeding five years and in such amounts in each year and in each Sub-Fund as determined by the Board of Directors on an equitable basis.

Charges relating to the creation of a new Sub-Fund shall be written off over a period not exceeding five years against the net assets of that Sub-Fund and in such amounts in each year as determined by the Board of Directors on an equitable basis.

The newly created Sub-Fund shall not bear any of the costs and expenses incurred in connection with the formation of the *Company* and the initial issue of Shares, which have not already been written off at the time of the creation of the new Sub-Fund.

Costs and expenses not specifically identifiable or attributable to a particular Sub-Fund will be ascribed equally to the different Sub-Funds, or if the amounts and cause justify doing so, will be prorated according to the Net Asset Value of each Sub-Fund. Each Sub-Fund may be charged management and performance fees, if any, to be computed on its net assets, as specified in the Sub-Fund Particulars.

In addition, the Directors may be paid reasonable traveling, hotel and incidental expenses of attending and returning from meetings of the Directors or General Meetings of shareholders. The fees and charges of the Custodian, Central Administration Agent, correspondent banks, Manager, Portfolio Advisor, clearing brokers and selling agents are paid out of the net assets of each Sub-Fund and will conform to common practice.

Fees and income payable to *Company*'s agents with respect to services for the *Company* may be redistributed among those agents. Other private investment funds, some of them affiliated with the *Company*'s agents, may invest in the *Company* under terms whereby the Manager or the Portfolio Advisor may rebate all or a portion of the fees it receives which are attributable to the Shares purchased by such investors. Also, the Manager or the Portfolio Advisor may rebate to selling agents or introducing brokers a portion of the fees it receives in respect of investors in the *Company* introduced by such persons or firms.

ELITE-STABILITY Fund

16. DISTRIBUTION POLICY

With respect to each Class, the *Company* has the possibility to distribute or reinvest, within the limits set forth by the Law, (interim) dividends, as specified in the applicable Sub-Fund Particulars.

The Annual General Meeting, constituted per Class or Category, if applicable, shall resolve on the allocation of their respective net results, as proposed by the Board.

17. TAXATION

Potential investors should consult their own professional advisors on the possible tax implications of buying, holding, transferring or selling any of the Shares under the laws of their countries of citizenship, residence and domicile.

No representation or warranty is given or implied regarding the applicability or interpretation of the tax laws in any jurisdiction. The Directors take no responsibility with respect to any tax impact affecting any shareholders or any potential investors.

1. GENERAL

It is expected that Shareholders in the *Company* will be resident for tax purposes in many different countries. Consequently, no attempt is made in this Prospectus to summarise the taxation consequences for each investor of subscribing for, holding or redeeming or otherwise acquiring or disposing of Shares in the *Company*. These consequences will vary in accordance with the law and practice currently in force in a Shareholder's country of citizenship, residence, domicile or incorporation and with its circumstances.

INVESTORS SHOULD INFORM THEMSELVES OF, AND WHEN APPROPRIATE CONSULT THEIR PROFESSIONAL ADVISERS ON, THE POSSIBLE TAX CONSEQUENCES OF SUBSCRIBING FOR, BUYING, HOLDING, REDEEMING OR OTHERWISE DISPOSING OF SHARES UNDER THE LAWS OF THEIR COUNTRY OF CITIZENSHIP, RESIDENCE, DOMICILE OR INCORPORATION.

2. LUXEMBOURG

Taxation of the Company

According to the law and practice currently in force, the *Company* is not subject to any Luxembourg tax on profits or income, nor are any dividends paid by the *Company* subject to any Luxembourg withholding tax. The *Company* is, however, subject in Luxembourg to a tax of 0.05 per cent per annum ("Taxe d'Abonnement") of its Net Asset Value, such tax being payable quarterly on the basis of the value of the net assets of the *Company* at the end of the relevant calendar quarter. However, the value of assets represented by shares or units held by the Sub-Fund in other undertakings for collective investment shall be exempt from the Luxembourg tax as far as those shares or units have already been submitted to the subscription tax provided by the Law of December 20, 2002.

ELITE-STABILITY Fund

Income received by the *Company* on its investments may be subject to different non-recoverable withholding taxes in the countries of origin.

Luxembourg Taxation of shareholders

Shareholders are not subject to any capital gains, income, withholding, gift, estate, inheritance or other tax in Luxembourg, except for investors domiciled, resident or having a permanent establishment in Luxembourg and except for certain former residents of Luxembourg owning more than ten per cent of the Shares in the *Company*. The above summary is based on the law and practice currently in force in the Grand Duchy of Luxembourg and is subject to changes therein.

3. THE NETHERLANDS

GENERAL

The following describes the principal Netherlands tax consequences of the acquisition, holding, redemption and disposal of the Shares and is included for general information only. This section solely addresses the situation of Shareholders resident or deemed resident of the Netherlands (including the individual Shareholders who have opted to be taxed as a resident of the Netherlands). This section does not purport to be a comprehensive description of all Netherlands tax considerations that may be relevant to a decision to acquire, to hold and to dispose of the Shares. This information must be read in conjunction with the current Prospectus of the *Company*, the most recent annual report and accounts, and if published thereafter, the most recent semi-annual report and accounts. Each investor should consult his or her own professional tax adviser with respect to the tax consequences of an investment in the Shares.

This section is based on the tax legislation, published case law, and other regulations in force as at the date of this Prospectus, without prejudice to any amendments introduced at a later date and implemented with or without retroactive effect.

For the purpose of the principal Netherlands tax consequences described herein, it is assumed that

- (i) the *Company* is not a resident nor deemed to be a resident of the Netherlands for Netherlands tax purposes;
- (ii) the *Company* is a foreign investment company as defined in article 4.13 paragraph 1 section a of the Netherlands Income Tax Act 2001 (the "Income Tax Act 2001"), and that
- (iii) the *Company* is a foreign investment company as defined in article 28b of the Netherlands Corporate Income Tax Act 1969.

DIVIDEND WITHHOLDING TAX

Dividends and other revenue from Shares are not subject to Netherlands dividend withholding tax to the extent that the *Company* is not considered to be transparent for Dutch tax purposes.

CORPORATE INCOME TAX AND INDIVIDUAL INCOME TAX

Corporate Shareholders

ELITE-STABILITY Fund

If the Shareholder is subject to Netherlands corporate income tax (a “Corporate Shareholder”) and the Shares are attributable to its (deemed) business assets, dividends derived from and capital gains realised upon the disposal, transfer, redemption or alienation of Shares are in principle subject to corporate income tax. Where the Corporate Shareholder (alone or together with affiliated companies) holds an interest of at least 25 per cent of the Shares, the Corporate Shareholder must value the Shares at fair market value in its balance sheets. The Netherlands participation exemption as defined in article 13 of the Corporate Income Tax Act 1969 does not apply to a shareholding in the *Company*.

Special rules apply to Netherlands qualifying pension funds, certain exempt entities and under certain circumstances Netherlands investment institutions as defined in article 28 of the Corporate Income Tax Act 1969.

Individual Shareholders

If the Shareholder is an individual (an “Individual Shareholder”) the dividends derived from the Shares and the actual gains realised upon the disposal, transfer, redemption or alienation of Shares are subject to individual income tax at the progressive rates, the maximum being 52 per cent, if :

- (i) the Individual Shareholder has an enterprise or an interest in an enterprise, to which enterprise or part thereof, as the case may be, the Shares are attributable; or
- (ii) such income or gains qualify as income from miscellaneous activities in the Netherlands within the meaning of Section 3.4 of the Income Tax Act 2001, which includes the performance of activities with respect to the Shares that exceed “regular, active portfolio management” (*normaal, actief vermogensbeheer*).

If the individual Shareholder is an individual who has a “substantial interest” (*aanmerkelijk belang*) in the *Company*, as defined in Section 4.3 of the Income Tax Act 2001, the dividends (which term includes deemed dividends for the purpose of this section) derived from the Shares and the gains (which term includes deemed gains for the purpose of this section) realised upon the disposal, transfer, redemption or alienation of Shares are subject to individual income tax at a flat rate of 25 per cent. Generally speaking, an Individual Shareholder holds a substantial interest in the *Company*, if such Individual Shareholder, alone or together with his or her partner (statutory defined term) or certain other related persons, directly or indirectly, holds (a) an interest of 5 per cent or more of the total issued capital of the *Company* or of 5 per cent or more of the issued capital of a certain class of Shares of the *Company*, (b) rights to acquire, directly or indirectly, such interest or (c) certain profit sharing rights in the *Company*. The dividends derived from Shares and the gains realised by such Individual Shareholder upon the disposal, transfer or alienation of Shares are deemed to amount at least to 4 per cent of the fair market value of the Shares at the beginning of the calendar year.

Special rules apply to individuals holding a substantial interest in the *Company* directly or indirectly through a company resident in the Netherlands for Netherlands corporate income tax purposes.

If the above-mentioned conditions (i) or (ii) do not apply to the Individual Shareholder and the Individual Shareholder has no substantial interest in the *Company*, as defined in Section 4.3 of the Income Tax Act 2001, the actual income derived from Shares and the actual gains realised upon the disposal, transfer, redemption or alienation of Shares will not be taxable. Instead, such Individual Shareholder will be taxed at a flat rate of 30 per cent on deemed income from “savings and investments” (*sparen en beleggen*) within the meaning of Section 5.1 of the Income Tax Act 2001. This deemed income amounts to 4 per cent of the average of the individual’s “yield basis” (*rendementsgrondslag*) within the meaning of article 5.3 of the Income Tax Act 2001 at the beginning of the calendar year and the individual’s yield basis at the end of the calendar year, insofar the average exceeds a certain threshold. The Shares will be included in the individual’s yield basis.

GIFT AND INHERITANCE TAXES

ELITE-STABILITY Fund

Generally, gift and inheritance taxes will be due in the Netherlands in respect of the acquisition of Shares by way of gift by, or on the death of, a holder of the Shares who is a resident or deemed to be a resident of the Netherlands at the time of the gift or his or her death.

An individual of the Netherlands nationality is deemed to be resident of the Netherlands for the purpose of the Netherlands gift and inheritance tax, if he or she has been a resident of the Netherlands during the ten years preceding the gift or his or her death. An individual of any other nationality is deemed to be a resident of the Netherlands for the purpose of the Netherlands gift tax only if he or she has been residing in the Netherlands at any time during the twelve months preceding the time of the gift. Applicable tax treaties may override deemed residency.

VALUE ADDED TAX (VAT)

In general, no Netherlands VAT should arise in respect of the issuance of the Shares and with regard to dividend distributions, (partial) repayment of paid-in capital or other payments and distributions on the Shares.

OTHER TAXES AND DUTIES

No capital tax, net wealth tax, registration tax, customs duty, transfer tax (unless 70 per cent or more of the *Company's* assets consist(ed) of Dutch real estate and the shares serve the exploiting purposes of that real estate, in which case special rules apply), stamp duty or any other similar documentary tax or duty, will be due in the Netherlands by the Shareholder in respect of or in connection with the subscription, issue, placement, allotment or delivery of the Shares.

18. LIQUIDATION AND MERGER

Liquidation of the Company or of Sub-Funds

The liquidation of the *Company* will take place if the conditions stated in the Law of December 20, 2002 apply.

In case the net assets of the *Company* fall below two thirds of the minimum level required by the law, the Board must submit the question of the dissolution of the *Company* to a General Meeting of Shareholders for which no quorum shall be prescribed and which shall decide by simple majority of the Shares represented at the meeting.

If the net assets fall below one fourth of the legal minimum, the Board must submit the question of the dissolution to a General Meeting for which no quorum shall be prescribed. The dissolution may be resolved by investors holding one fourth of the Shares represented at the meeting. The meeting must be convened so that it is held within a period of 40 days as from the ascertainment that the net assets have fallen below two thirds or one fourth of the legal minimum as the case may be.

Furthermore, the Annual General Meeting may decide to dissolve the *Company* following the relevant articles of the Articles of Incorporation.

ELITE-STABILITY Fund

Any decision or order of liquidation will be notified to the shareholders, and published in accordance with the Law, in the *Mémorial* and three newspapers with adequate circulation, of which at least one shall be a Luxembourg newspaper. These publications will be made at the suit of the liquidator(s).

In case of dissolution of the *Company*, the liquidation will be conducted by one or more liquidators appointed conforming to the Articles and the Law of December 20, 2002. The proceeds of liquidation of each Class will be distributed to the shareholders in proportion to their entitlements in that specific Class. The sums and assets payable in respect of Shares whose holders failed to claim these at the time of closure of the liquidation will be deposited at the *Caisse de Consignation* in Luxembourg. These amounts will lapse if they are not claimed within the legal prescription period, which at present is thirty years.

The Board may also proceed, without authorization, to liquidate a Class if maintaining such Class would, in the opinion of the Directors, place the *Company* in breach of any applicable laws, regulations or requirements of any jurisdiction, otherwise adversely affect or prejudice the tax status, residence or good standing of the *Company* or otherwise cause the *Company* or its shareholders to suffer material, financial or legal disadvantage.

Furthermore, in case the net assets of any Class would fall below USD 10 million, and every time the interest of the shareholders will demand so, the Board will be entitled, upon a duly motivated resolution, to decide the liquidation of the same Class.

Merger

The Board may decide the absorption of one or more Classes (the absorbed Class(es)) into the remaining one (the absorbing Class). All the shareholders concerned will be notified by the Directors.

In any case, the shareholders of the absorbed Class(es) shall be offered the opportunity to redeem their Shares free of charge during a one-month period starting from the date on which they have been informed of the decision of merger, it being understood that, at the expiration of the same period, the decision to merge will bind all the shareholders who have not implemented this prerogative. Further to the closing of any merger procedure, the Auditors of the *Company* will report upon the way the entire procedure has been conducted and shall certify the exchange parity of the Shares. All shareholders concerned by the final decision to liquidate a Sub-Fund or merge different Classes will be personally notified if the Shares issued are in registered form and/or informed by publication (as for Annual General Meetings) if the Shares are in bearer form.

The *Company* may not merge one of its Classes with a third party, Luxembourgish or not.

19. SHAREHOLDERS' INFORMATION

ELITE-STABILITY Fund

Annual General Meeting

The annual general meeting of shareholders (the “Annual General Meeting”) is held each year at the registered office of the *Company* or at any other address in Luxembourg specified in the notice of meeting. The Annual General Meeting will be held on the second Thursday in April at 11.00 a.m.. If such day is not a Bank Business Day in Luxembourg, the Annual General Meeting shall be held on the following Bank Business Day in Luxembourg. The first Annual General Meeting has been held in April 2003.

The notice will be sent to registered shareholders at the address given in the register of shareholders at least eight days before the date of the meeting. If the *Company* has issued bearer Shares, the same notice of meeting will be published in the *Mémorial*, the *Luxemburger Wort* and any other newspaper as decided upon by the Directors. These notices will set out the conditions of the meeting, the agenda, the quorum and the majority, in accordance with the provisions of Luxembourg law.

Information

The Net Asset Value as well as the issue, redemption and conversion prices are available to the public on each Valuation Day at the registered office of the *Company*.

The financial year of the *Company* starts on the first of January and ends on the thirty-first of December of each year. The *Company* publishes an Annual Audited Report on its activity and the management of its assets.

The annual Audited Report includes a consolidated balance sheet, a consolidated income and expenditure account for the financial year, a statement of assets and liabilities for each Sub-Fund, and the Auditor’s Report.

At the end of each semester, a Semi-Annual Report is published containing the composition of the portfolio, a statement of changes in the portfolio, the number of outstanding Shares and the number of Shares issued and redeemed since publication of the last report. If deemed appropriate, the *Company* can publish interim reports.

The first financial year of the *Company* commenced at the date of the incorporation and terminated on December 31, 2002.

Copies of the Articles of Incorporation of the *Company* may be obtained at the registered office of the *Company*. The agreements referred to in this Prospectus may be inspected during usual business hours on any Bank Business Day in Luxembourg, at the registered office of the *Company* (12, rue Eugène Ruppert, L-2453 Luxembourg).

20. CONFLICTS OF INTEREST

ELITE-STABILITY Fund

The Portfolio Advisor

The responsibilities of the Portfolio Advisor include recommending investment strategies, the Portfolio Managers, the investment of the Company's assets into Investment Funds, monitoring the performance of such strategies, Portfolio Managers and Investment Funds.

The following potential conflicts of interest apply to the Portfolio Advisor and Portfolio Managers. Prospective investors should note that none of the Portfolio Managers currently own and none are expected to purchase Shares in the *Company*.

Other Activities of the Portfolio Advisor

The Portfolio Advisor and its principals may trade proprietary or personal accounts independently of the *Company's* account.

The Portfolio Advisor may sponsor or establish additional Investment Funds or may act as a consultant or marketing agent to Investment Funds sponsored by others and Sub-Funds of the Company may invest in such Investment Funds. Any such pools may compete with the *Company* for investors, as well as for investment opportunities. The Portfolio Advisor will not knowingly or deliberately favor any such pools over the *Company* in its dealings on behalf of such pools and all investment opportunities will be fairly allocated.

When the Company's Sub-Funds invest in other Investment Funds which are managed, directly or through delegation, by the Portfolio Advisor or any other company to which the Portfolio Advisor is bound within common management framework or common supervision framework or bound by any important participation directly or indirectly, the Portfolio Advisor or such other company cannot invoice any subscription fee or any reimbursement for the investments of the Company's Sub-Funds.

Indemnification and Liability of Service Providers

The Portfolio Advisor and its principals, officers, directors, employees, and affiliates (the "**Service Providers**") are not liable to the *Company* or its shareholders and will be indemnified by the *Company*, in each case except under certain circumstances.

The Portfolio Advisor or its Affiliates may receive a portion of the fees paid to the Portfolio Managers

Certain affiliates of the Portfolio Advisor may act as introducers for Portfolio Managers pursuant to the terms of introducing agreements with such trading Portfolio Managers. Those agreements provide, in pertinent part, for the payment of fees to introducers in amounts up to one-half of a Portfolio Manager's total management and performance-based fees or of a portion of the brokerage commissions generated by Investment Funds managed by the Portfolio Manager. Some of those Portfolio Managers are, or may become, Portfolio Managers to the *Company* (or to Investment Funds) and may pay a portion of their advisory fees or such brokerage commissions to introducers. This may create a conflict of interest between the Portfolio Advisor's duty to select Portfolio Managers based solely on their merits and interest in assuring revenue for introducers.

Management of Other Customer Accounts by the Portfolio Managers and their Affiliates

ELITE-STABILITY Fund

The Portfolio Managers and their affiliates manage the accounts of clients other than the *Company* and the Investment Funds. The records of any such trading will not be available for inspection by the *Company* or the shareholders. The trading methods and strategies that the Portfolio Managers utilize in managing the *Company's* account are and will be utilized by the Portfolio Managers in managing the trading for other customer accounts and the Portfolio Managers' proprietary accounts. Accordingly, all such accounts may be competing for the same or similar positions and, depending upon whose order is placed first, the difference in timing may result in some accounts receiving better prices than others.

The Portfolio Managers have agreed that they will not knowingly or deliberately favor any other account, either customer or proprietary, over that of the *Company* and the Investment Funds, although various factors affecting different types and sizes of accounts may require the utilization of different strategies or methods for such accounts and produce different trading results.

The Portfolio Managers may Benefit From "Soft-Dollar" Arrangements; the Company may Direct "Soft-Dollar" Benefits to Selling Agents

The Portfolio Managers of the Investment Funds will retain brokers for such Investment Funds' accounts and negotiate customer agreements that provide for brokerage commission rates as agreed upon by the Investment Funds and such brokers. Although the Portfolio Managers are generally required to endeavor to negotiate rates that are competitive by industry standards, they may select brokers on the basis that such brokers provide brokerage, research or other services or direct or indirect financial benefits (so-called "soft-dollar" benefits) to such Investment Funds and/or Portfolio Managers.

An Investment Fund is authorized to pay any broker that provides "soft dollar" benefits a commission for executing a transaction for such Investment Fund in excess of the amount of commission another broker would have charged for effecting that transaction if the Portfolio Manager determines in good faith that such amount of commission is reasonable in relation to the value of the brokerage, research and other services provided by such broker. The *Company* is not restricted from investing in Investment Funds which provide such benefits to their Portfolio Managers and may not receive any direct, indirect, benefit as a result of any Portfolio Manager's receipt of "soft-dollar" benefits.

Directors

Directors of the *Company* are either affiliated with the Portfolio Advisor, the Custodian Bank or their affiliates or have business connections with certain of them. Accordingly, they may have conflicts in decisions taken by the Board, which affect their respective affiliates or business counterparties. In addition, certain of the Directors act as directors to a number of investment funds unrelated to the *Company* and all of the Directors have other business interests. The Directors allocate to the business of the *Company* only such of their time as they deem appropriate.

21. NETHERLANDS INVESTMENT INSTITUTIONS
--

ELITE-STABILITY Fund

The *Company* has its registered office in Luxembourg and is registered by the Luxembourg supervisory authority in the official register of Luxembourg collective investment schemes pursuant to Luxembourg law and regulations.

Pursuant to article 5 of the Act on the Supervision of Collective Investment Schemes (*Wet toezicht beleggingsinstellingen*), the Dutch Authority for the Financial Markets (“AFM”) has granted a license to the *Company*, provided that, in accordance with the foreign policy (“*Buitenlandbeleid*”) of the AFM, the supervision of the *Company* be primarily exercised by the Luxembourg supervisory authority. As a result, the *Company* has been exempted from a number of requirements pursuant to the Act on the Supervision of Collective Investment Schemes.

In case of a request to the AFM, pursuant to article 15 paragraph a of the Act on the Supervision of Collective Investment Schemes, for the withdrawal of the license, a publication to that effect will have to be made in a national distributed newspaper in the Netherlands or by sending a notice at the address of each Dutch resident Shareholder.

Any change in the terms and conditions of the *Company*, whereby any rights or securities of the Shareholders will be reduced or any burden imposed on them, can only enter into force three months after permission of the changes as defined in article 14 of the Decree on the Supervision of Collective Investment Schemes (“*Besluit toezicht beleggingsinstellingen*”) and within this period the Shareholders are allowed to redeem the Shares under the usual conditions. The permission for any change in the conditions will be given in accordance with the Luxembourg laws and regulations.

At the moment of publication of the Prospectus there are no 'large investors' within the meaning of the Decree on the Supervision of Collective Investment Schemes known to the *Company*. For actual information regarding large investors reference is made to the (semi) annual reports.

A financial information leaflet has been prepared for this product containing information on the product, the costs and the risks. Request it and read it before you purchase the product.

ELITE-STABILITY Fund - STABLEROCK compartment**SUB-FUND PARTICULARS****PARTICULARS OF
ELITE-STABILITY Fund - STABLEROCK compartment****1. INVESTMENT OBJECTIVES AND POLICIES OF THE SUB-FUND**

The *Company*, with respect to **ELITE-STABILITY Fund - STABLEROCK compartment** (the "Sub-Fund") will seek capital appreciation and superior returns with lower levels of volatility by investing in Investment Funds through the use of a multi-manager, multi-strategy, diversified investment approach. The *Company* will invest the assets of the Sub-Fund in alternative Investment Funds, managed according to non-traditional strategy by selected portfolio managers (the "Portfolio Managers").

ELITE-STABILITY Fund - STABLEROCK compartment is organized as a 'fund of funds', which means it will invest its trading assets in Investment Funds. The Investment Funds are generally (i) domiciled in an offshore jurisdiction such as Bermuda, British Virgin Islands, British West Indies, the Cayman Islands, the Netherland Antilles and as such qualify as "Non Regulated Investment Funds" (see hereafter); (ii) organized as investment funds of the open-ended type and providing limited liability to their investors such as limited partnership or limited liability company; (iii) managed by a single Portfolio Manager (for some Portfolio Managers, their Investment Funds may be organized as multi-managers portfolio, according to which the Portfolio Manager allocates part of the assets to the management of different sub-managers); (iv) managed according to non-traditional strategy (see hereafter); (v) investing according to their prospectus in transferable securities.

The Sub-Fund may invest in "sister funds" or in Feeder-Master Funds; indeed, for Portfolio Managers, who carry out the same investment strategy for different Hedge Funds with each Hedge Fund aimed at different types of investors (eg. US, non-US), the Investment Funds selected herein can be feeder funds of a Feeder-Master Funds structure managed by a Portfolio Manager or "sister funds" of U.S. funds. The Portfolio Managers in the Master Fund manage the assets of the different Feeders investing into, where the access to the Master Fund can only be made through the Feeder Fund. "Sister funds" are managed generally commonly by the Portfolio Manager in a common portfolio. As a matter of fact, the Portfolio Manager purchases and sells securities through the prime broker for the common portfolio; entitlements in the common portfolio are then allocated to the domestic Hedge Fund and the offshore Hedge Fund (each "sister fund") based upon their respective participation (the participation to some securities may be different according to the rules governing such securities).

The Sub-Fund is designed to provide access to talented managers in the alternative investment world at significantly lower minimum amounts than would be possible through direct investments. Each Portfolio Manager is carefully selected by the Portfolio Advisor's research team which performs extensive and ongoing due diligence and ongoing monitoring.

The Sub-Fund will allocate the assets among the Portfolio Managers by investing in their respective Investment Funds. On an ongoing basis, the Sub-Fund may change the existing allocation and make new allocation of the assets by redeeming from, and/or investing in, the respective underlying Investment Funds of existing or new Portfolio Managers.

ELITE-STABILITY Fund - STABLEROCK compartment

The major part of the Portfolio Managers selected are engaged in a variety of strategies and market sectors seeking i) the achievement of superior “risk-adjusted” returns; ii) the delivery of returns that have a low correlation with the main benchmark equity indices; and iii) the preservation of capital in very unfavorable market environments. Strategies employed by the Portfolio Managers include, but are not limited to, long / short equity strategies, event-driven strategies, relative value or arbitrage strategies, as described in Chapter 7 - 1.2 “Identification and Evaluation of the Hedge Funds Strategies”.

The selection process of the Portfolio Managers is based on the analysis of several quantitative and qualitative factors.

The *Company*, with respect to the Sub-Fund, seeks to maximize returns over the long-term and limit risk. However, capital gains may be realized over both short and long time periods. Since the *Company* generally invests for the Sub-Fund in Investment Funds managed by persons independent from the *Company*, volatility and portfolio turnover cannot be directly controlled by the *Company*. There can be no assurance that the Sub-Fund’s stated investment objectives will be achieved. However, the Portfolio Advisor will monitor the Investment Funds to try to verify that they are being managed substantially in accordance with their stated investment policies and if this is not deemed to be the case, the Portfolio Advisor will recommend to the *Company* to remove such Investment Funds from the Sub-Fund. In addition, by analyzing the combination of the holdings of all of the underlying Investment Funds, the Portfolio Advisor will seek to manage the volatility of the Sub-Fund.

The *Company* with respect to the Sub-Fund, may, on an ancillary basis and according to the principle of risk spreading, invest the assets not allocated to investments as described hereabove in money market instruments and hold cash; the selected money market instruments will be issued by well-capitalized issuers or guaranteed by well-capitalized guarantors.

The Non Regulated Investment Funds shall not be subject to supervision performed by a supervisory authority set up by law in order to ensure the protection of investors (“Equivalent Supervision”) and are subject to risks which are different from those inherent in investing in Investment Funds subject to Equivalent Supervision. As such, Non Regulated Investment Funds may have diversification rules and investment restrictions different from those applying to Regulated Investment Funds (“Regulated Investment Funds” are defined as Investment Funds domiciled or registered for sale to the public in a state of the European Union, USA, Canada, Japan, Hong-Kong and Switzerland, where the Investment Funds are subject to supervision performed by a supervisory authority set up by law in order to ensure the protection of investors) and investors may be subject to some concentration and volatility risks greater than in Regulated Investment Funds. Non Regulated Investment Funds may also have accounting rules which differ from the accounting rules required in Regulated Investment Funds.

The risks inherent in investing in Investment Funds as described herein include the absence of regulatory oversight, illiquidity, use of possibly speculative trading techniques, use of leverage, short selling and hedging techniques. The “Risk Factors” in Chapter 8 describes certain risks of investing in Investment Funds.

The Sub-Fund is suitable only for sophisticated investors who can fully evaluate the risks involved.

ELITE-STABILITY Fund - STABLEROCK compartment

The reference currency of the Sub-Fund is USD and the *Company* with respect to the Sub-Fund intends to invest the majority of its assets in Investment Funds denominated in USD.

2. SUB-FUND'S PERIOD / DISTRIBUTION POLICY / FORM OF SHARES / REFERENCE CURRENCY / NET ASSET VALUE DETERMINATION / VALUATION DAY / CONVERSION

- **Sub-Fund's period.**

The Sub-Fund is formed for an indefinite period.

- **Category of Shares.**

Two categories of Shares are available in this Class.

Category A: USD Shares

Category B: EUR Shares

The Sub-Fund shall invest the majority of its net assets into Investment Funds denominated in USD.

The Category A: USD Shares are denominated in USD, participate in the Investment Fund portfolio according to their entitlements and seek to benefit from a specific management complement under which the non-USD portfolio assets attributable to it are intended to be hedged against the USD on a roll-over monthly basis.

The Category B: EUR Shares are denominated in EUR, participate in the Investment Fund portfolio according to their entitlements and seek to benefit from a specific management complement under which the non-EUR portfolio assets attributable to it are intended to be hedged against the EUR on a roll-over monthly basis.

- **Distribution policy.**

The Shares accumulate their results. Capital appreciation in the net assets existing at the end of the financial year of the Sub-Fund will remain in principle invested in the Sub-Fund.

- **Form of shares.**

Shares shall be issued in registered form with three decimal places represented by a confirmation statement and, subject to the Board's approval, in bearer form. Shares will be credited to a securities account of the investor, and no Share certificates will be issued.

- **Reference currency.**

The Sub-Fund is denominated in U.S. dollars (the « Sub-Fund Reference Currency »).

Category A: USD Shares are denominated in U.S. dollars (the « Category A Reference Currency »).

Category B: EUR Shares are denominated in EUR (the « Category B Reference Currency »).

ELITE-STABILITY Fund - STABLEROCK compartment

- **Net Asset Value determination.**

The Net Asset Value of the Sub-Fund and each Category shall be determined monthly, on each Valuation Day.

- **Interim Net Asset Value estimation.**

The Shareholders may inquire mid-month to the *Company* or its agents on the progress of the performance and may receive an estimate of the Net Asset Value by Share, based on the estimation made by the Portfolio Advisor.

This estimate is simply an indicative price which shall not bind the Company and which may be greater or less than the Net Asset Value determined on the next Valuation Day. In addition, this estimate is subject to the availability of prices from the Investment Funds.

- **Valuation Day.**

The Net Asset Value per Share is determined on the last Bank Business Day of each month (referred to as the "Valuation Day").

The first Net Asset Value per Share was determined on February 28, 2002.

- **Bank Business Day.**

The day on which banks are opened for business in Luxembourg.

- **Listing**

The Shares are listed on the Luxembourg Stock Exchange.

3. DETAILS ON THE OFFERINGS

Shares are issued on each Valuation Day and the subscription price per Share is based on the Net Asset Value per Share on any Valuation Day with a subscription fee of maximum 5% to the selling agents.

In order to be dealt with on the basis of the relevant Net Asset Value established on a Valuation Day, duly completed and signed subscription forms must be received by the *Company* in Luxembourg no later than on the eighth Bank Business Day preceding such Valuation Day and must be accepted. Subscription forms received after these times and dates will take effect on the next following Valuation Day, except if the Board accepts shorter notice while respecting equity amongst Shareholders.

Payment shall be received by the *Company* in the Category Reference Currency no later than on the seventh Bank Business Day preceding the Valuation Day for the account of the *Company* referencing the Sub-Fund and the Category concerned except if the Board accepts shorter settlement as long as received prior to the relevant Valuation Day.

The corresponding Shares will be issued only upon receipt of the payment.

The minimum initial subscription is generally set at respectively USD 100.000 or EUR 100.000, subject to the Board deciding to accept a lesser amount (the latter being not less than EUR 12.500 or equivalent thereof).

ELITE-STABILITY Fund - STABLEROCK compartment

4. DETAILS ON REDEMPTION

Redemption of Shares of the Sub-Fund will generally entail sales of assets of the Sub-Fund, and, as far as the assets are invested in Investment Funds, the sales of such assets will mean redemptions in such Investment Funds; such redemptions will be processed in accordance with the redemption terms and conditions of such Investment Funds, more particularly along the redemption's notices and redemption's payments provided thereby.

Shareholders of the Sub-Fund may request redemption of their Shares on each Valuation Day. In addition, the Board may decide from time to time, while respecting equity among shareholders, to redeem some of the issued Shares when it reasonably considers that such redemptions are necessary for ensuring good economic conditions for the Sub-Fund.

The redemption price is based on the relevant corresponding Net Asset Value, with a redemption fee of maximum 1% for the Sub-Fund.

In order to be dealt with on the basis of the relevant Net Asset Value established on a Valuation Day, duly completed and signed redemption requests must be received by the *Company* in Luxembourg in principle no later than five Bank Business Days of the month preceding one calendar month before such Valuation Day (a "Redemption Day"). Requests received after these times and dates will take effect on the next following Valuation Day.

To honor redemption requests, the Sub-Fund shall generally have received the corresponding amount from the underlying Investment Funds and is therefore subject to the redemption notices and settlement dates of such Investment Funds. Payment of proceeds of redeemed Shares will take place under normal circumstances within one month following the Redemption Day and before publication of the next Net Asset Value, on condition that all the relevant documents have been received at the *Company's* address in time for the process of the redemption.

Payment will take place in principle in the Category Reference Currency, unless otherwise instructed in the redemption request. In the latter case, commissions or other transaction costs for the exchange may be charged to the shareholder.

The Board may proceed to compulsory redemption of all the Shares outstanding in the Category in case the Category's net assets fall below respectively USD 1 million or EUR 1 million.

ELITE-STABILITY Fund - STABLEROCK compartment

5. FEES AND EXPENSES

5.1. THE MANAGER'S FEES

In consideration for the management services, the Sub-Fund shall pay management fees expressed as a fixed fee, as determined below.

The management fee shall be calculated and accrued monthly and paid quarterly in arrears at a rate of up to 12.5 basis points per month (1,5% per annum) (excluding taxes) of the Sub-Fund's Net Asset Value. This management fixed fee will be payable whether or not the Sub-Fund is profitable.

The management fees shall remunerate the services of the Manager and the Portfolio Advisor who shall agree from time to time on their respective portion thereof

5.2. GENERAL COSTS AND EXPENSES

The Sub-Fund will bear the custodial, administration, advisory, audit and general management and operational costs attributable to it, including a Luxembourg tax of 0,05% of the net assets per annum. However, the value of assets represented by shares or units held by the Sub-Fund in other undertakings for collective investment shall be exempt from the Luxembourg tax as far as those shares or units have already been submitted to the subscription tax provided by the Law of December 20, 2002.

The formation costs and expenses incurred in connection with the formation of the Sub-Fund shall be charged to the Sub-Fund and amortized over a five-year period.